

2001 JEEP WRANGLER (TJ)

PARTS CATALOG

ILLUSTRATION AND TEXT
(CHASSIS - BODY - TRIM)

May 2002

SUPERSEDES
October 2001
ENGLISH



Jeep

CHRYSLER • PLYMOUTH • DODGE • JEEP

THE MOPAR DIFFERENCE

INDEX TO INFORMATION PAGES

The use of this Parts Catalog and the arrangement of information herein is explained in the General Information Section as indexed below.

Abbreviations	INF-13
Alphabetic Index	INF-10
Body Code Plate Interpretation	INF-12
Catalog Groups - Titles & Contents	INF-2
How to Use This Catalog and Locate Parts	INF-8
Illustration Index	INF-10
Illustration Numbering Index	INF-9
Index.....	INF-1
Logical Illustration Index.....	INF-3
Logical Illustrations	INF-9
Numerical Index	INF-10
Page Numbering.....	INF-9
Part Packages	INF-10
Standard Parts.....	INF-10
Symbols Used in this Catalog.....	INF-9
VIN Plate Decoding Information	INF-11

CATALOG GROUPS - TITLES & CONTENT

Group	Content
001	Mopar Accessories
002	Front Suspension & Drive
003	Rear Axle
004	Parking Brake
005	Service Brakes
006	Clutch
007	Cooling
008	Electrical
009	Engine Mounting
011	Exhaust
013	Frames and Bumpers
014	Fuel
016	Propeller Shafts and U-Joints
017	Rear Suspension
019	Steering
022	Wheels, Covers and Jacks
024	Air Conditioning & Heater
025	Emission Systems
08A	Instrument Panel and Radios and Consoles
2 5L4	Engine 2 5L Four Cylinder
21P	Speedometer Pinions
231	Transfer Case Model 231
23D	Wiper/Lock Cylinder and Keys
30RH	Automatic Transmission 3 Speed
32RH	Automatic Transmission 3 Speed
3550	Manual Transmission 5 Speed
4 0L	Engine 4 0L Six Cylinder
AISIN	Manual Transmission 5 Speed
DTJ	Doors and Related Parts
ETJ	Exterior Ornamentation
ITJ	Interior Trim
STJ	Body Sheet Metal Except Doors

LOGICAL ILLUSTRATION INDEX

Group	Logical Illustration	Logical Illustration Name
001	100	Audio & Electronics
001	1000	4 - Wheeling & Off Road
001	200	Carriers & Cargo Hauling
001	300	Driving Convenience
001	400	Exterior Appearance
001	500	Exterior Protection
001	600	Fog Lights & Electrical
001	800	Interior Storage
001	900	Security
002	100	Front Suspension & Strut
002	200	Front Axle Drive Shafts
002	300	Front Axle Housing
002	400	Front Axle Assembly
002	600	Front Axle Differential
003	100	Rear Axle
003	200	Differential and Housing
003	400	Rear Axle Shafts
004	100	Parking Brake Lever and Cables
005	100	Front Brakes
005	200	Rear Brakes
005	300	Power Brake Booster
005	400	Brake Master Cylinder
005	500	Brake Lines and Hoses
005	600	Brake Pedals
006	100	Clutch
006	200	Clutch Housing
006	300	Clutch Controls
006	400	Clutch Pedals
007	100	Radiator and Related Parts
007	200	Water Pump and Related Parts
007	300	Tank, Coolant Engine
007	400	Pulleys and Related Parts
007	500	Drive Belts

007	600	Lines, Transmission Oil Cooler
007	700	Grilles
008	100	Starters
008	1000	Battery Tray and Cables
008	1100	Lamps - Front, Rear and Courtesy
008	1200	Wiring-Engine & Related Parts
008	1300	Wiring-Headlamp to Dash
008	1400	Wiring-Instrument Panel
008	1500	Wiring-Body & Accessories
008	1600	Wiring Repair
008	1900	Spark Plugs-Cables-Coils
008	200	Alternators
008	300	Distributor
008	400	Modules
008	500	Relays
008	600	Sensors
008	700	Single Board Engine Controllers
008	800	Switches
008	900	Horns
009	100	Engine Mounting
011	100	Exhaust System
011	200	Heat Shields
013	100	Frames
013	200	Front Bumper and Fascia
013	300	Rear Bumper and Fascia
013	500	Body Hold Down
014	100	Tank, Fuel
014	1000	Speed Control
014	1100	Accelerator Pedal
014	200	Fuel Tank Filler Tube
014	300	Fuel Lines
014	400	Fuel Rail
014	500	Fuel Pump and Sending Unit
014	600	Throttle Body
014	700	Throttle Controls
014	800	Air Cleaner

016	100	Propeller Shaft
017	100	Rear Suspension
017	200	Rear Stabilizer
019	100	Steering Wheel
019	200	Steering Column
019	300	Steering Gear
019	400	Steering Linkage
019	500	Power Steering Pump
019	700	Power Steering Hoses
022	100	Wheels and Hardware
022	200	Wheel Covers and Center Caps
022	300	Jack Stowage
022	400	Spare Tire Stowage
024	100	Air Conditioner and Heater Units
024	200	Air Conditioner and Heater Plumbing
024	300	Air Conditioner and Heater Controls
024	400	Air Conditioning Compressor
024	600	Air Ducts and Outlets
025	100	Emission Labels
025	300	Vacuum Canister
025	400	Emission Harness
08A	100	Instrument Panel
08A	200	Instrument Panel Cluster
08A	300	Radio, Antenna, and Speakers
08A	400	Consoles
2 5L4	200	Cylinder Head
2 5L4	300	Cylinder Block
2 5L4	400	Crankshaft, Piston and Drive Plate
2 5L4	500	Camshafts & Valves
2 5L4	600	Timing Belt and Cover
2 5L4	700	Engine Oiling
2 5L4	800	Manifolds
2 5L4	900	Crankcase Ventilation
21P	100	Speedometer Pinions
231	100	Transfer Case Assembly
231	1200	Gearshift Controls

231	200	Case and Related Parts
231	400	Gear Train
231	900	Fork and Rails
23D	100	Lock Cylinders and Keys
23D	200	Windshield Wiper and Washer Systems
23D	300	Rear Wiper and Washer System
30RH	100	Transmission Assembly
30RH	1200	Gearshift Controls
30RH	200	Case and Extension
30RH	300	Oil Pump
30RH	400	Gear Train
30RH	500	Bands, Reverse and Kickdown
30RH	600	Governor
30RH	700	Valve Body
32RH	100	Transmission Assembly
32RH	1200	Gearshift Controls
32RH	200	Case and Extension
32RH	300	Oil Pump
32RH	400	Gear Train
32RH	500	Bands, Reverse and Kickdown
32RH	600	Governor
32RH	700	Valve Body
3550	100	Transmission Assembly
3550	1200	Gearshift Controls
3550	200	Case and Extension
3550	400	Gear Train
3550	900	Fork and Rails
4 0L	200	Cylinder Head
4 0L	300	Cylinder Block
4 0L	400	Crankshaft, Piston and Torque Converter
4 0L	500	Camshafts & Valves
4 0L	600	Timing Belt and Cover
4 0L	700	Engine Oiling
4 0L	800	Manifolds
4 0L	900	Crankcase Ventilation
AISIN	100	Transmission Assembly

AISIN	1200	Gearshift Controls
AISIN	200	Case and Extension
AISIN	400	Gear Train
AISIN	900	Forks and Rails
DTJ	100	Front Door
DTJ	500	Exterior Mirror
DTJ	600	Weatherstrips and Seals
ETJ	200	Moldings and Ornamentation
ETJ	300	Decals and Tapestripes
ITJ	100	Headliner and Visor
ITJ	300	Carpet and Tonneau Cover
ITJ	400	Door Trim Panels- Front and Sliding
ITJ	500	Front Seats and Attaching Parts
ITJ	600	Rear Seats and Attaching Parts
ITJ	700	Seat Belts-Front and Rear
ITJ	800	Adjusters, Covers, Shields, and Risers
STJ	1100	Folding Top
STJ	1300	Tailgate
STJ	1600	Luggage Rack
STJ	200	Floor Pans
STJ	300	Plugs
STJ	400	Front Fenders
STJ	500	Hood and Hood Release
STJ	600	Cowl and Dash Panel
STJ	700	Glass and Rear View Mirror
STJ	800	Aperture Panel

HOW TO USE THIS CATALOG AND LOCATE PARTS

This Catalog is divided into Part Groups in which illustrations for parts of a similar function and/or location are published. The Group contents listing on the next page shows the type of parts contained in each group. Tabs are provided or available to separate each group.

Several methods may be used to locate a specific part:

Option 1: From the Group Contents listing. Select the group which would most logically contain the part to be found. Open the catalog to the beginning of that group. The first page of the group will contain the part. Turn to the selected illustration and locate the part by reviewing the illustration item numbers and associated text information following the illustration.

Option 2: If the "noun" name of the part you seek is known, an alphabetical index of Nouns and illustration titles is provided to assist in finding the part. Several keys may be found in this index.

RESERVOIR, Power Steering Oil Pump Group 19	Group Reference
ALTERNATOR All Engines 8-210	Illustration Reference
BELT, Front Seat Imdl/710/3	Illustration/Item Reference

Group by Model _____	}
Illustration Number _____	
Item _____	

Option 3: If the part number is known but the applications need to be determined, refer to the numerical index. This index shows the group, illustration number and each part listed in the catalog. Multiple references mean the part is listed more than once.

Option 4: Other options such as group identifiers exist in these catalogs. For Example, Group 23 Body has been broken in sections, i.e. 23A Sheet Metal now is S(model code). Example: SGS for model GS. Group 23C Doors now is D(model code) ex. DGS. Group 23 Exterior Ornamentation now is E(model code). This same logic applies to the Interior Trim Section (ex. IGS).

The Group 9 Engine sections in prior parts catalogs had been numbered 9A, 9B, 9C, etc. There was no real meaning to this numbering scheme. In this new MACS produced catalog the group numbering scheme is as follows: 2.5LD means 2.5 Liter Diesel Engine; 2.0L means 2.0 Liter Four Cylinder Gas Engine; 3.3L6T means 3.3 Liter Six Cylinder Transverse Mounted Engine; and 3.8L means 3.8 Liter Six Cylinder Engine. Also note that Engine Mounting parts are located in Group 9.

PAGE NUMBERING

Two-part page numbers are used throughout this catalog. The first part of the page designation indicates one major group or section. The second part indicates the actual page number in the group. For example:

2-1 indicates Group 2, Front Suspension, Page 1
3-4 indicates Group 3, Axle Rear, Page 4

In the maintenance of the Loose Leaf Parts Catalog Revision Service, it may become necessary to add information beyond the capacity of the page. In this event, an "A" page will be used. For example, if it becomes necessary, because of change, to add several part numbers to page 2-1 and space does not permit the addition, you will be given Page 2-1A. Page 2-1A should be filed immediately following Page 2-1.

Figure and Item Numbers are also commonly used to identify locations in the Catalog, i.e., 14-910/8 refers to Group 14, illustration 910, Item Number 8. Illustration Numbers are always ascending sequential within the Groups.

SYMBOLS USED IN THIS CATALOG

The Following symbols are commonly used with Part Number and Quantity information in this Catalog:

AR - Indicates the quantity required may vary or is to be determined by the user.

PAR - Indicates "Paint As Required"

BLANK - Indicates "All Condition"

- = "Not Illustrated"

LOGICAL ILLUSTRATIONS

Refer to Illustration in front of each group. This will give assistance to as how each group is broken down and what Specific Illustration should be referenced.

ILLUSTRATION NUMBERING INDEX

Illustration numbers in this Catalog are Group standards. This indicates group and consistent content. EXAMPLE: 8-100 is a Logical Illustration for Starters. 8-101 to 8-199 are Specific Illustrations used for Starters for all Catalogs. 8-200 will contain Alternators for all Catalogs and so on. Always refer to group index in front of each group.

ILLUSTRATION INDEX

This index is a compilation of catalog parts description data with reference to illustrations, figures and key numbers as shown:

Fender ie; Model.....Group: S(Model)Illustration 410
(Fender is located in Sheet Metal Section (S) in Illustration 410)

The first page of each group contains a listing of all illustrations and group breakdown within that group. Also refer to illustrations alphabetically listed in information section.

ALPHABETIC INDEX

This index is a compilation of catalog parts description data with a reference to the location of the item by Group, Figure, and Key Number as shown in the following example:

Housing, w/Pump.....Group 7 Illustration 210 Item 10
(Housing, w/Pump.....7-210/10)

The index will be expanded progressively as data is added to computer files. To locate a part by name refer to the Alphabetical Index. This index indicates the group and illustration and item number where the part is located. Alphabetical Index can be found in INF section of this Catalog.

NUMERICAL INDEX

A listing of Part Numbers contained in the catalog. The numbers are in numerical sequence with reference to the group and Illustration and item number where the part is located.

PARTS PACKAGES

Service Parts Packages, containing all parts needed for specific service operation, are listed in their respective groups with related parts. The listing will show adaptability and model application.

STANDARD PARTS

Important attaching standard parts such as bolts, nuts, etc, are generally listed in the text of the respective major parts groups.

VIN PLATE DECODING INFORMATION

1	2	3	4	5	6	7	8	9	10	11	12 thru 17
Country	Make	Vehicle Type	Other	Line	Series	Body Style	Engine	Check Digit	Model Year	Assy. Plant	Sequence No.

The following table interprets the VIN Plate positions shown above.

Position	Interpretation	Codes = Description
1	Country of Origin	1 = U S
2	Make	J = Jeep
3	Vehicle type	4 = MPV
4	GVWR & Pass Safety	D=0-1360 kg (0-3000 lbs) E=1361-1814 kg (3001-4000 lbs) F=1815-2267 kg (4001-5000 lbs) G=2268-2721 kg (5001-6000 lbs) H=2722-3175 kg (6001-7000 lbs) J=3176-3628 kg (7001-8000 lbs) K=3629-4082 kg (8001-9000 lbs) L=4083-4535 kg (9001-10000 lbs) M=4536-6350 kg (10001-14000 lbs)
5	Vehicle Line	A = Wrangler 4x4 Left Hand Drive 4 = Wrangler 4x4 Right Hand Drive
6	Series	2 = SE 4 = Sport 5 = Sahara
7	Body Style	9 = Open Body
8	Engine	P = 2 5L Gas Unleaded (EPE) S = 4 0L Gas Unleaded (ERH) H = 2 5L Gas Leaded (EPE) V = 4 0L Leaded (ERH)
9	Check Digit	
10	Model Year	1 = 2001
11	Assembly Plant	P = Toledo #2
12 thru 17	Vehicle Build Sequence	Model Year Assembly Sequence

BODY CODE PLATE INTERPRETATION

The Body Code Plate is located on the Left Front Side Shield or Wheel Housing or the Upper Radiator Support. The Plate contains 7 rows of data. The bottom 3 rows are reserved for the specific information as depicted below. Starting at the fourth row (following the reserved portion), other Sales Codes used to build a specific vehicle are listed in the ascending order by ALPHA sequence.

1	2	3	4	5	6	7	8	9	10	11	12	13	14	15	16	17	18	19	20	21
22	23	24	25	26	27	28	29	30	31	32	33	34	35	36	37	38	39			
40	41	42	43	44	45	46	47	48	49	50	51	52	53	54	55	56	57	58	59	60

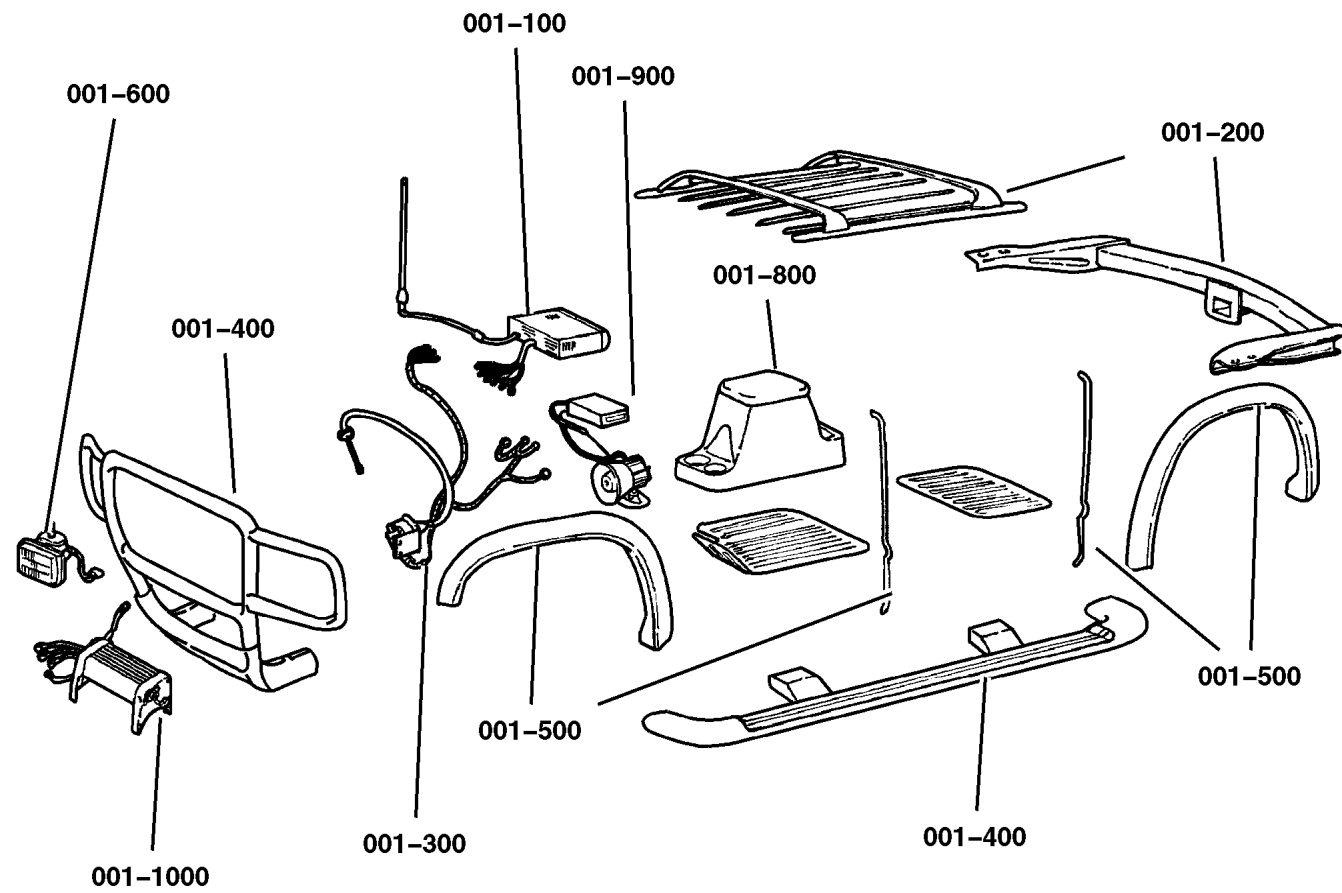
1-12	VEHICLE ORDER NUMBER
13-15	VINYL ROOF CODE/DOOR COMBO CODES
16-18	VEHICLE SHELL CAR LINE
19	PRICE CLASS
20-21	BODY TYPE
22-24	PAINT PROCEDURE
25-28	PRIMARY PAINT
29-32	SECONDARY PAINT
33-36	INTERIOR TRIM CODE
37-39	ENGINE CODES
40-42	TRANSMISSION CODES
43	MARKET CODES
44-46	VEHICLE IDENTIFICATION NUMBER (VIN) For definition of the Elements and the individual position see Vin Plate Defined

ABBREVIATIONS

A/C	Air Conditioner
ABS	Anti-Lock Brakes System
AR	As Required
ATC	Automatic Temperature Control
AWD	All Wheel Drive
BUX	Built Up Export
CV	Constant Velocity
DOHC	Dual (or Double) OverHead Cam
EFI	Electronic Fuel Injection
EGR	Exhaust Gas Recirculation
ECU	Electronic Control Unit
FWD	Front Wheel Drive
HEX	HEXagon
HCU	Hydraulic Control Unit
I/D	Inside Diameter
L	Liter
LED	Light Emitting Diode
MAP	Manifold Absolute Pressure
MPH	Miles Per Hour
O/D	Outside Diameter
P/S	Power Steering
PSI	Pounds per Square Inch
PSF	Pounds per Square Foot
PRNODL	Park, Reverse, Neutral, Overdrive, Drive, Low
PRNDL	Park, Reverse, Neutral, Drive, Low
PTO	Power Take Off
RFI	Radio Frequency Interference
RPM	Revolutions Per Minute
RTV	Room Temperature Vulcanizer (sealant)
T/BODY	Throttle BODY
U/BODY	Under BODY
SOHC	Single OverHead Cam
PAR	Paint As Required


Group – 001



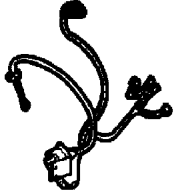
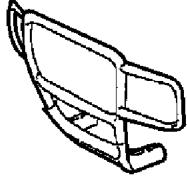
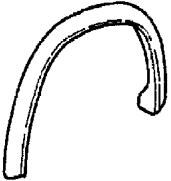
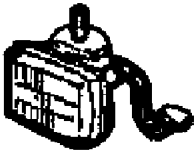


Component Parts for Mopar Accessories



Group – 001

Component Parts for Mopar Accessories

<p>001-1000 4 - Wheeling & Off Road</p> 			
---	--	--	--

<p>001-100 Audio & Electronics</p> 	<p>001-200 Carriers & Cargo Hauling</p> 	<p>001-300 Driving Convenience</p> 	<p>001-400 Exterior Appearance</p> 
<p>001-500 Exterior Protection</p> 	<p>001-600 Fog Lights & Electrical</p> 	<p>001-800 Interior Storage</p> 	<p>001-900 Security</p> 

GROUP 1 - Component Parts for Mopar Accessories

Illustration Title	Group-Fig. No.
Audio & Electronics	
Player Kit - CD Changer - 6 Disc	Fig. 001-110
Player Kit -- 12 Disc	Fig. 001-120
Install Kit - CD Changer - Trunk	Fig. 001-130
Antenna Kit	Fig. 001-150
Speaker Kit - Radio Instrument Panel	Fig. 001-160
Speaker Kit - Sub Woofer	Fig. 001-162
Overhead Speakers - Soundbar	Fig. 001-164
Carriers & Cargo Hauling	
Bike Carrier - Hitch Mount 2 Bikes	Fig. 001-220
Bike Carrier - Spare Tire Mount	Fig. 001-222
Ski Carrier - Spare Tire Mount	Fig. 001-232
Trailer Tow - Receiver Kit	Fig. 001-250
Driving Convenience	
Speed Control Kit	Fig. 001-310
Top Kit - Soft Hardtop Replacement	Fig. 001-320
Hardtop Exhauster	Fig. 001-322
Mounting Kit - Cell Phone	Fig. 001-330
Exterior Appearance	
Bumper Kit- Front Tubular	Fig. 001-410
Bumper Kit - Rear Tubular	Fig. 001-420
Extension Kit - Bumper Front	Fig. 001-430
Side Step Kit	Fig. 001-440
Side Step Kit - Tubular	Fig. 001-442
Exterior Protection	
Shield Kit - Air Front	Fig. 001-510
Trim Kit - Door	Fig. 001-520
Moulding Kit - Rocker Guard	Fig. 001-530
Hardware Package - Door	Fig. 001-540
Hardtop Wiring Kit	Fig. 001-550
Fog Lights & Electrical	
Light Kit - Fog	Fig. 001-610
Light Kit - Off Road	Fig. 001-620
Bar Kit - Light Windshield	Fig. 001-630
Installation Package - Lights Off Road	Fig. 001-640
Heater Kit - Engine Block	Fig. 001-650
Interior Storage	
Storage Kit - Enclosure	Fig. 001-810
Console Kit - Floor	Fig. 001-820

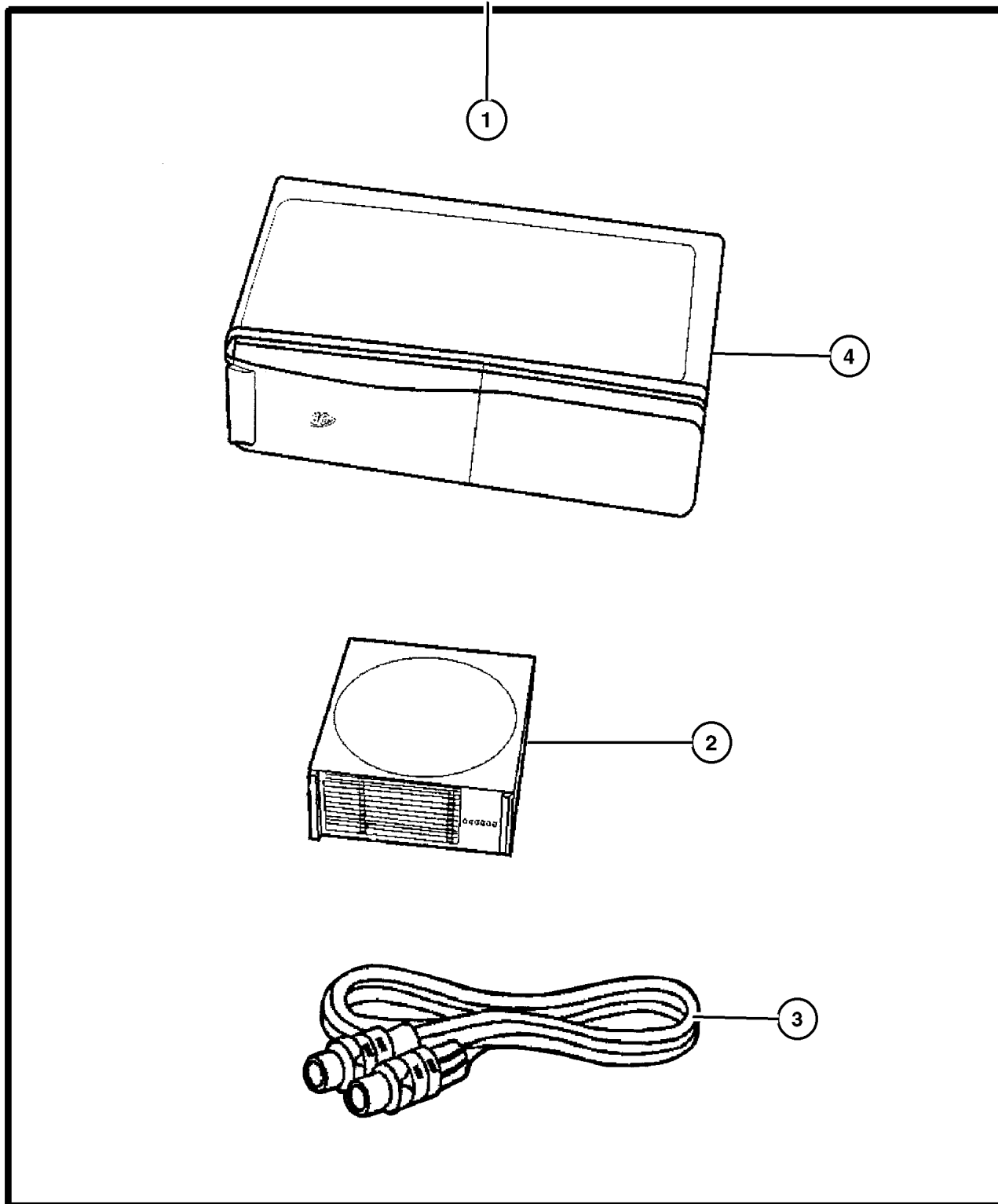
GROUP 1 - Component Parts for Mopar Accessories

Illustration Title	Group-Fig. No.
Security	
Alarm - EVS Base System	Fig. 001-910
4 - Wheeling & Off Road	
Guard - Rock Rails	Fig. 001-1020
Winch Kit - Power	Fig. 001-1030



Player Kit - CD Changer - 6 Disc
Figure 001-110

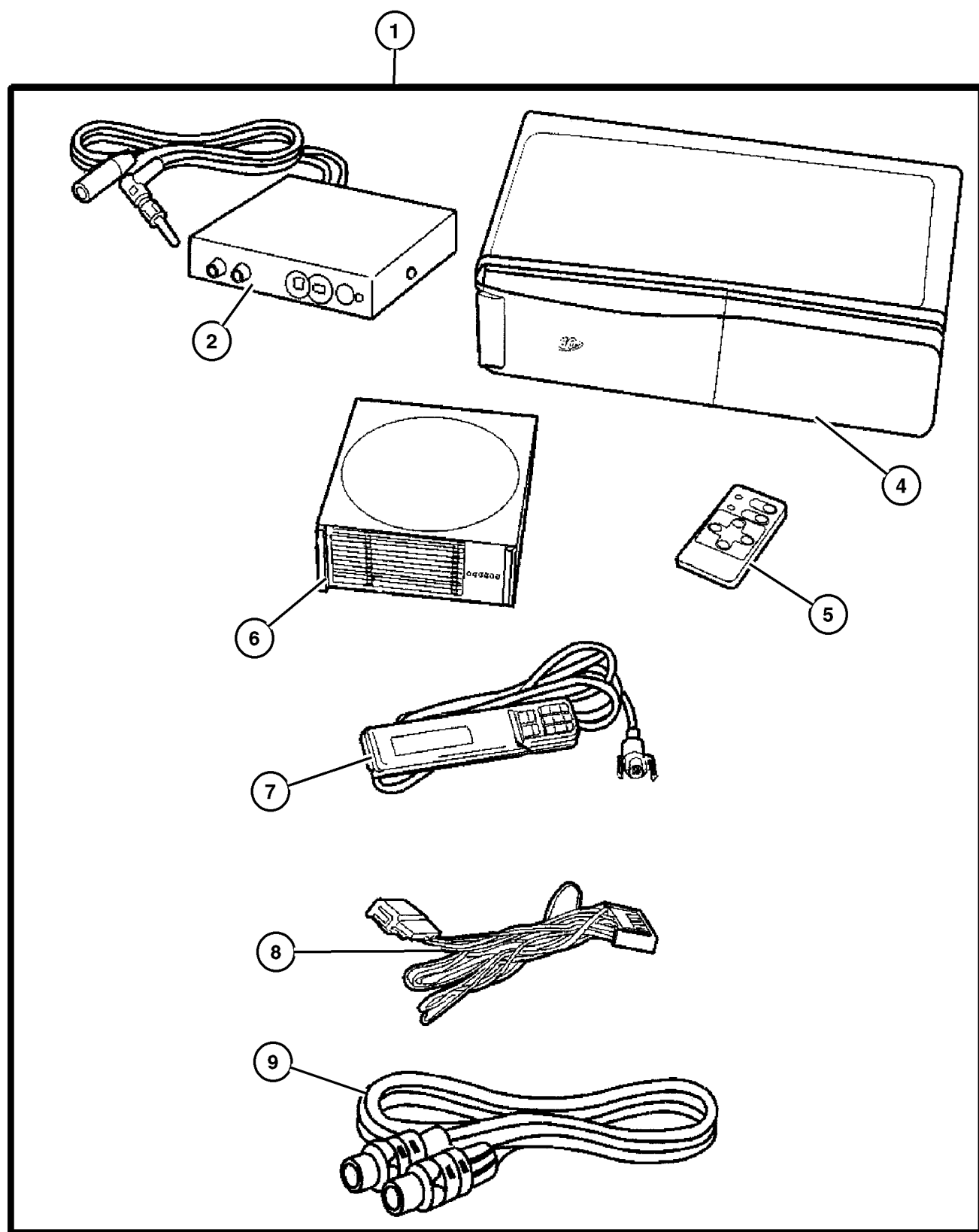
ITEM	PART NUMBER	QTY	LINE	BODY	DESCRIPTION
NOTE; Use with CD-Controlled radios. For radios without CD Changer controls, use FM-Modulator Kit 82202292					
1	8220 2700	1			PLAYER KIT, CD Changer - 6 Disc
2	4797 433	1			MAGAZINE, CD Changer
3	4465 113	1	J	77	CABLE, Din
4					CHANGER, CD, Serviced in Package, (NOT SERVICED)



JEEP WRANGLER (TJ)				
SERIES	LINE	BODY	ENGINE	TRANSMISSION
H = Sport	J = Wrangler 4WD	77 = 93.4 WB	EPE, EP0 = 2.5L Power Tech	DGG, DGD = 32RH 3 Spd. Auto.
L = SE	U = Wrangler 4WD (RHD)		ERH, ER0 = 4.0L Power Tech	DDQ = 5 Spd. Manual
P = Sahara				DDD = 5 Speed HD Manual
				DG0 = Auto. Trans.
				DBB = Manual Trans.

AR = Use as required - = Non illustrated part # = New this model year

Player Kit -- 12 Disc
Figure 001-120



ITEM	PART NUMBER	QTY	LINE	BODY	DESCRIPTION
------	-------------	-----	------	------	-------------

NOTE; For radio without CD controls. Pentastar Logo, Includes RF Modulator, Power Cord, Din Cord, Hand Held and IR Remote Controller and Operating manual, 12 Disc Magazine.

1	8220 4730	1	J	77	PLAYER KIT, CD Changer - 12 Disc
2	5013 804AA	1	J	77	MODULATOR, FM
-3	5013 800AA	1	J	77	HARDWARE KIT, Mounting
4	5013 806AA	1	J	77	CHANGER, CD
5	5013 802AA	1	J	77	CONTROLLER, CD Wireless
6	5013 805AA	1	J	77	MAGAZINE, CD Changer
7	5013 803AA	1	J	77	CONTROLLER, CD Wired
8	4465 117	1	J	77	ADAPTOR, A/C
9	5013 801AA	1	J	77	DIN CORD, CD Player, 5 Meters

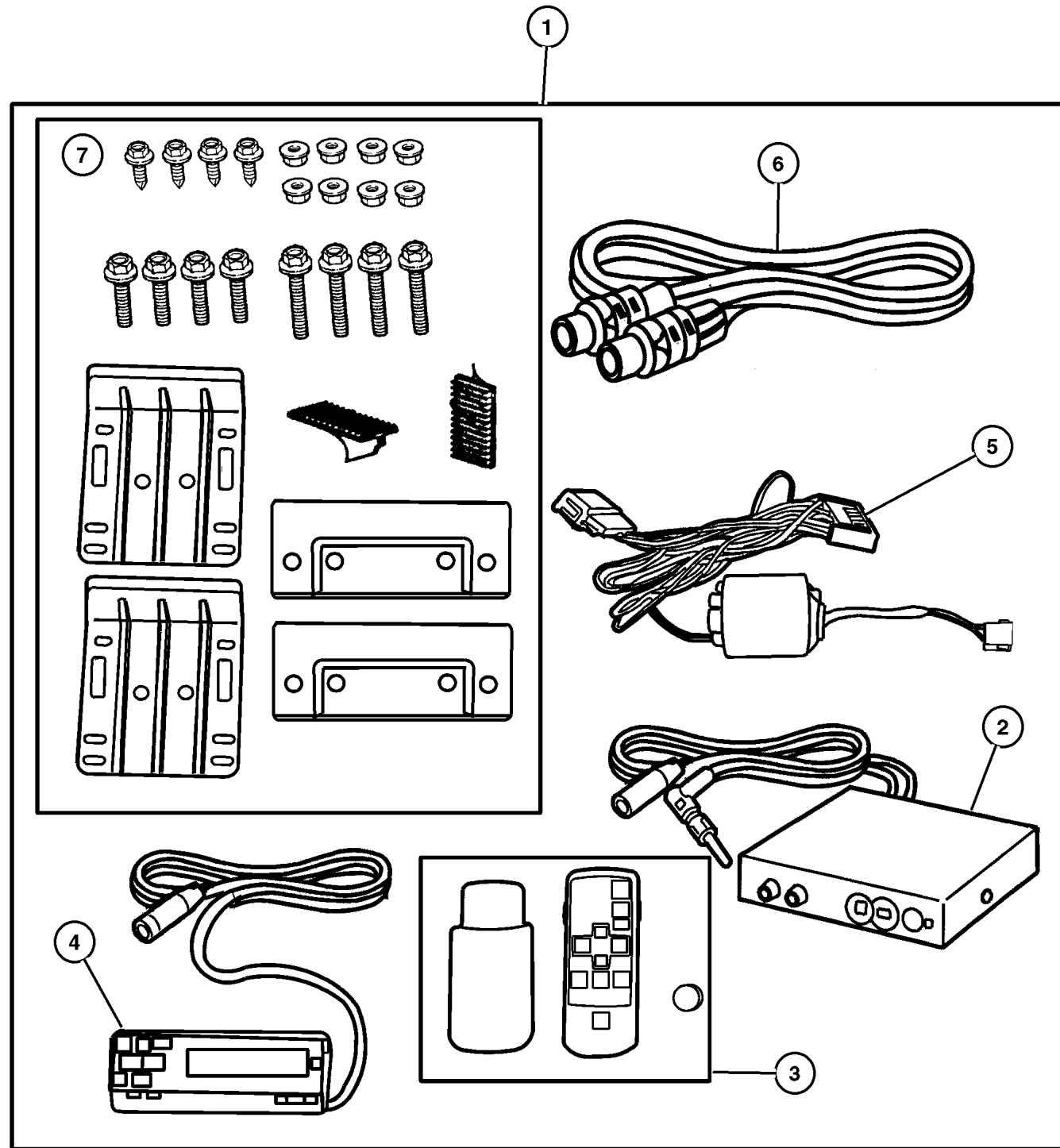
JEEP WRANGLER (TJ)

SERIES	LINE	BODY	ENGINE	TRANSMISSION
H = Sport	J = Wrangler 4WD	77 = 93.4 WB	EPE, EP0 = 2.5L Power Tech	DGG, DGD = 32RH 3 Spd. Auto.
L = SE	U = Wrangler 4WD (RHD)		ERH, ER0 = 4.0L Power Tech	DDQ = 5 Spd. Manual
P = Sahara				DDD = 5 Speed HD Manual
				DG0 = Auto. Trans.
				DBB = Manual Trans.

AR = Use as required - = Non illustrated part # = New this model year

May 2, 2002

Install Kit - CD Changer - Trunk
Figure 001-130



ITEM	PART NUMBER	QTY	LINE	BODY	DESCRIPTION
1	8220 2292	1	J	77	INSTALL KIT, CD Changer - Trunk
2					MODULATOR, FM Changer, (NOT SERVICED)
3	5017 217AA	1	J	77	CONTROLLER, CD Wireless
4					CONTROLLER, CD Wired, (NOT SERVICED)
5	4465 117	1	J	77	ADAPTOR, A/C
6	4465 113	1	J	77	CABLE, Din
7					HARDWARE KIT, Mounting, (NOT SERVICED)

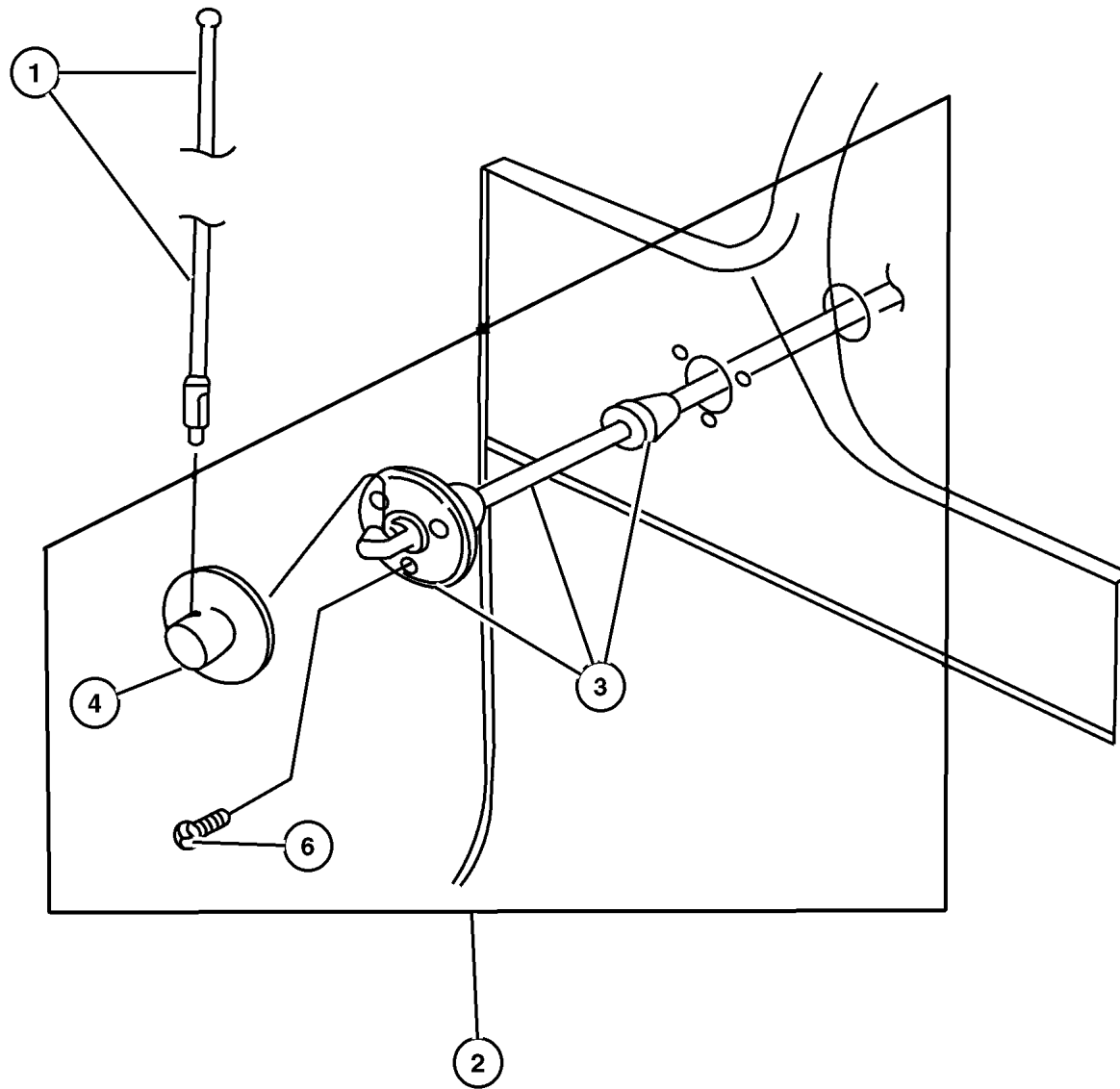
JEEP WRANGLER (TJ)				
SERIES	LINE	BODY	ENGINE	TRANSMISSION
H = Sport	J = Wrangler 4WD	77 = 93.4 WB	EPE, EP0 = 2.5L Power Tech	DGG, DGD = 32RH 3 Spd. Auto.
L = SE	U = Wrangler 4WD (RHD)		ERH, ER0 = 4.0L Power Tech	DDQ = 5 Spd. Manual
P = Sahara				DDD = 5 Speed HD Manual
				DG0 = Auto. Trans.
				DBB = Manual Trans.

AR = Use as required - = Non illustrated part # = New this model year

May 2, 2002

Antenna Kit Figure 001-150

ITEM	PART NUMBER	QTY	LINE	BODY	DESCRIPTION
1	5600 9081	1			MAST, Antenna
2	8220 2317	1	J	77	ANTENNA PACKAGE, Radio - Manual
3	5600 8788	1			ANTENNA, Base Cable And Bracket
4	5603 8504	1			COVER, Antenna Opening
-5	5600 8786	1			CABLE, Antenna, Extension with 90 Degree Male End.
6					SCREW, Oval Head, .164-18x.75, (NOT SERVICED)



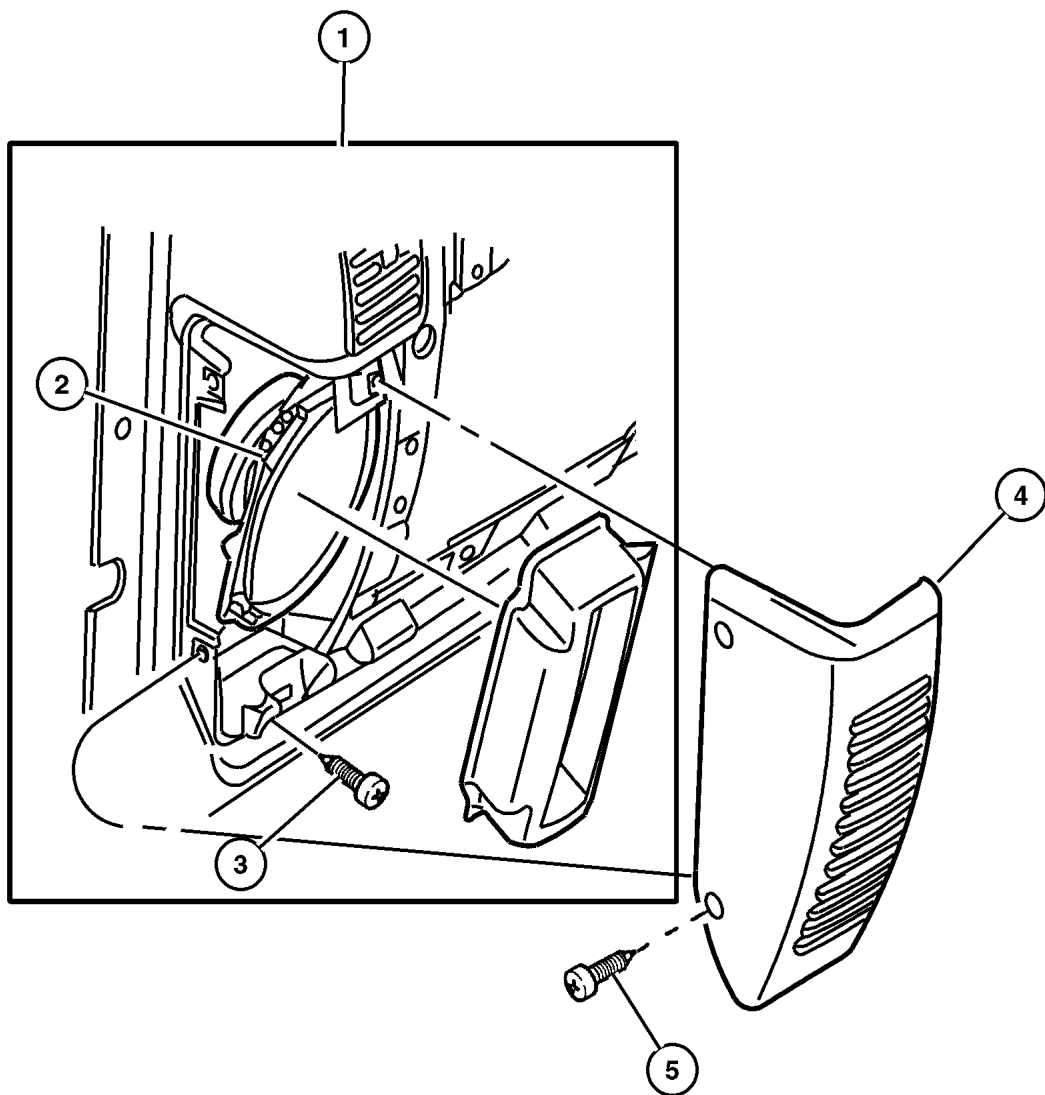
JEEP WRANGLER (TJ)				
SERIES	LINE	BODY	ENGINE	TRANSMISSION
H = Sport	J = Wrangler 4WD	77 = 93.4 WB	EPE, EP0 = 2.5L Power Tech	DGG, DGD = 32RH 3 Spd. Auto.
L = SE	U = Wrangler 4WD (RHD)		ERH, ER0 = 4.0L Power Tech	DDQ = 5 Spd. Manual
P = Sahara				DDD = 5 Speed HD Manual
				DG0 = Auto. Trans.
				DBB = Manual Trans.

AR = Use as required - = Non illustrated part # = New this model year

May 2, 2002

Speaker Kit - Radio Instrument Panel
Figure 001-160

ITEM	PART NUMBER	QTY	LINE	BODY	DESCRIPTION
1	#8220 6627	1	J	77	SPEAKER PACKAGE, Radio
2	56008 795AC	1	J	77	SPEAKER, Instrument Panel
3	6032 723	1	J	77	SCREW, Self Tapping, M4.2x1.69x19.05
4					BEZEL, Speaker, See Group 8A, (NOT SERVICED)
5					SCREW, Piercing, .164-15x1.25, See Group 8A, (NOT SERVICED)



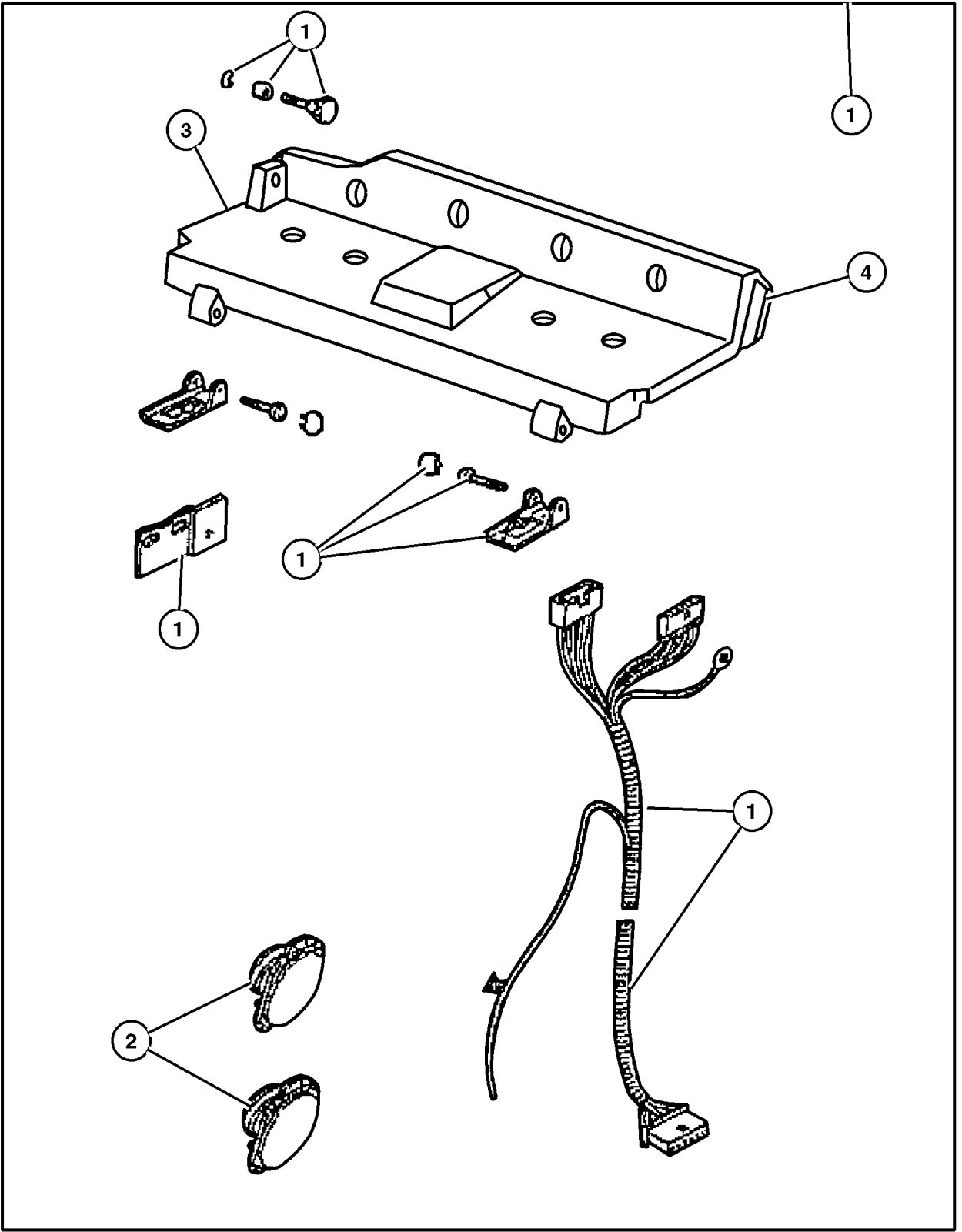
JEEP WRANGLER (TJ)				
SERIES	LINE	BODY	ENGINE	TRANSMISSION
H = Sport	J = Wrangler 4WD	77 = 93.4 WB	EPE, EP0 = 2.5L Power Tech	DGG, DGD = 32RH 3 Spd. Auto.
L = SE	U = Wrangler 4WD (RHD)		ERH, ER0 = 4.0L Power Tech	DDQ = 5 Spd. Manual
P = Sahara				DDD = 5 Speed HD Manual
				DG0 = Auto. Trans.
				DBB = Manual Trans.

AR = Use as required - = Non illustrated part # = New this model year

May 2, 2002

Speaker Kit - Sub Woofer Figure 001-162

ITEM	PART NUMBER	QTY	LINE	BODY	DESCRIPTION
NOTE: Sub-Woofer, Treeters and Amplifier are located in the panel manual, 12 Disc Magazine.					
1					SPEAKER KIT, Sub Woofer
	8220 4808	1	J	77	Agate
	8220 4809	1	J	77	Camel
2	4883 949	1	J	77	SPEAKER, Rear, 4x6
3	4883 950	1	J	77	SPEAKER, Sub - Woofer, 8 Inch
4	4883 951	1	J	77	SPEAKER, Tweeter
-5	4883 952	1	J	77	AMPLIFIER, Radio

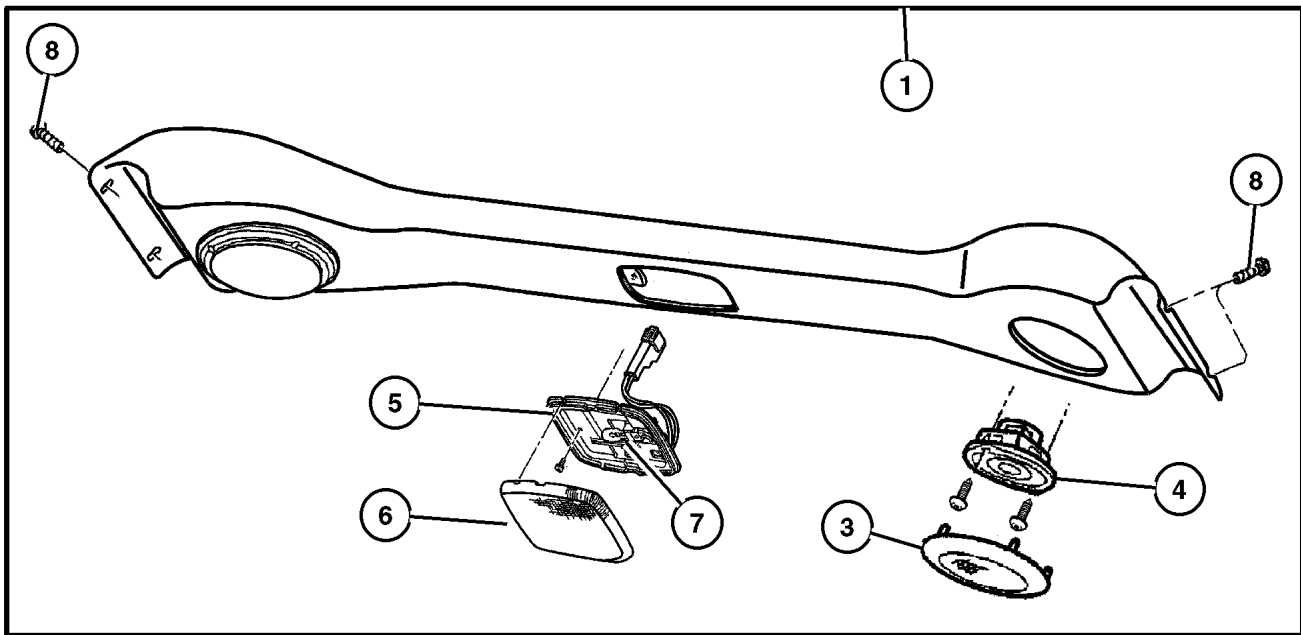


JEEP WRANGLER (TJ)

SERIES	LINE	BODY	ENGINE	TRANSMISSION
H = Sport	J = Wrangler 4WD	77 = 93.4 WB	EPE, EP0 = 2.5L Power Tech	DGG, DGD = 32RH 3 Spd. Auto.
L = SE	U = Wrangler 4WD (RHD)		ERH, ER0 = 4.0L Power Tech	DDQ = 5 Spd. Manual
P = Sahara				DDD = 5 Speed HD Manual
				DG0 = Auto. Trans.
				DBB = Manual Trans.

Overhead Speakers - Soundbar
Figure 001-164

ITEM	PART NUMBER	QTY	LINE	BODY	DESCRIPTION
1					SPEAKER KIT, Sound Bar
	8220 4646	1			Agste
	8220 4647	1			Camel
-2	4874 294	1			COVER, Soundbar
3	4874 296AB	1			GRILLE, Speaker
4	56038 566AC	1			SPEAKER, 5.25"
5	5600 7264	1			BEZEL, Dome Lamp
6	5600 7265	1			LENS, Dome Lamp
7	L000 0912	1			BULB, 912
8	6503 267	4			SCREW, Round Head, M6x1x25



JEEP WRANGLER (TJ)

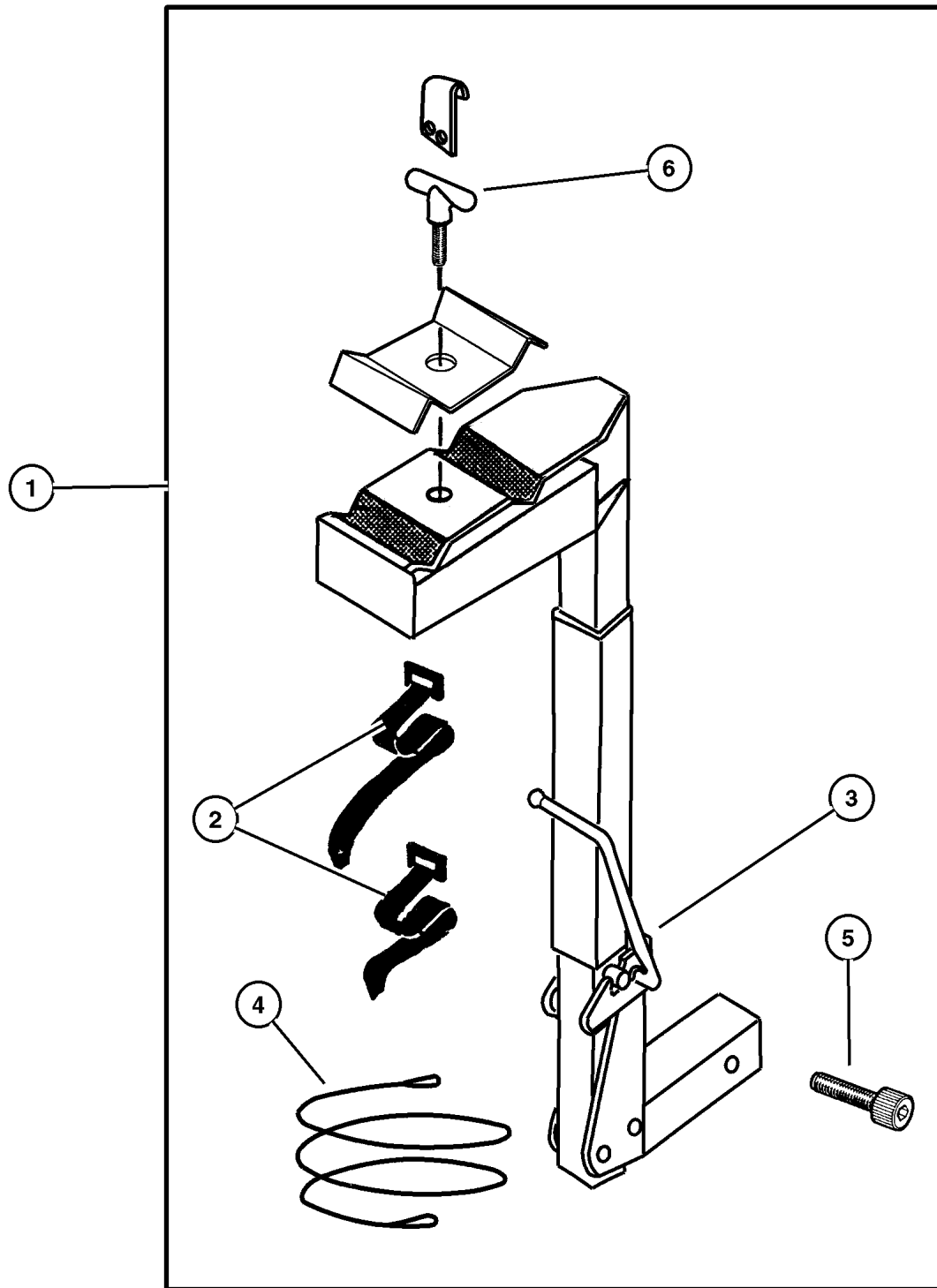
SERIES	LINE	BODY	ENGINE	TRANSMISSION
H = Sport	J = Wrangler 4WD	77 = 93.4 WB	EPE, EP0 = 2.5L Power Tech	DGG, DGD = 32RH 3 Spd. Auto.
L = SE	U = Wrangler 4WD (RHD)		ERH, ER0 = 4.0L Power Tech	DDQ = 5 Spd. Manual
P = Sahara				DDD = 5 Speed HD Manual
				DG0 = Auto. Trans.
				DBB = Manual Trans.

AR = Use as required - = Non illustrated part # = New this model year

May 2, 2002

Bike Carrier - Hitch Mount 2 Bikes
Figure 001-220

ITEM	PART NUMBER	QTY	LINE	BODY	DESCRIPTION
NOTE: Folds down for access to rear deck, has anti theft bolts. manual, 12 Disc Magazine.					
1	8220 4452	1	J	77	CARRIER KIT, Bike, 1.25 inch Receiver
2	4762 880	1	J	77	STRAP KIT, Velcro, Consists of: 1-Long and 1- Short Strap
3	5016 775AA	1	J	77	STRAP KIT, Bike Carrier Latch, Consists of: 2- Rubber Straps
4	4762 882	1	J	77	LOCK KIT, Bike Carrier Handle
5	5016 774AA	1	J	77	BOLT KIT, Security, Consists of: Security Bolt and Wrench
6	5016 610AA	1	J	77	HARDWARE KIT, Accessory, T-Handle



JEEP WRANGLER (TJ)				
SERIES	LINE	BODY	ENGINE	TRANSMISSION
H = Sport	J = Wrangler 4WD	77 = 93.4 WB	EPE, EP0 = 2.5L Power Tech	DGG, DGD = 32RH 3 Spd. Auto.
L = SE	U = Wrangler 4WD (RHD)		ERH, ER0 = 4.0L Power Tech	DDQ = 5 Spd. Manual
P = Sahara				DDD = 5 Speed HD Manual
				DG0 = Auto. Trans.
				DBB = Manual Trans.

AR = Use as required - = Non illustrated part # = New this model year

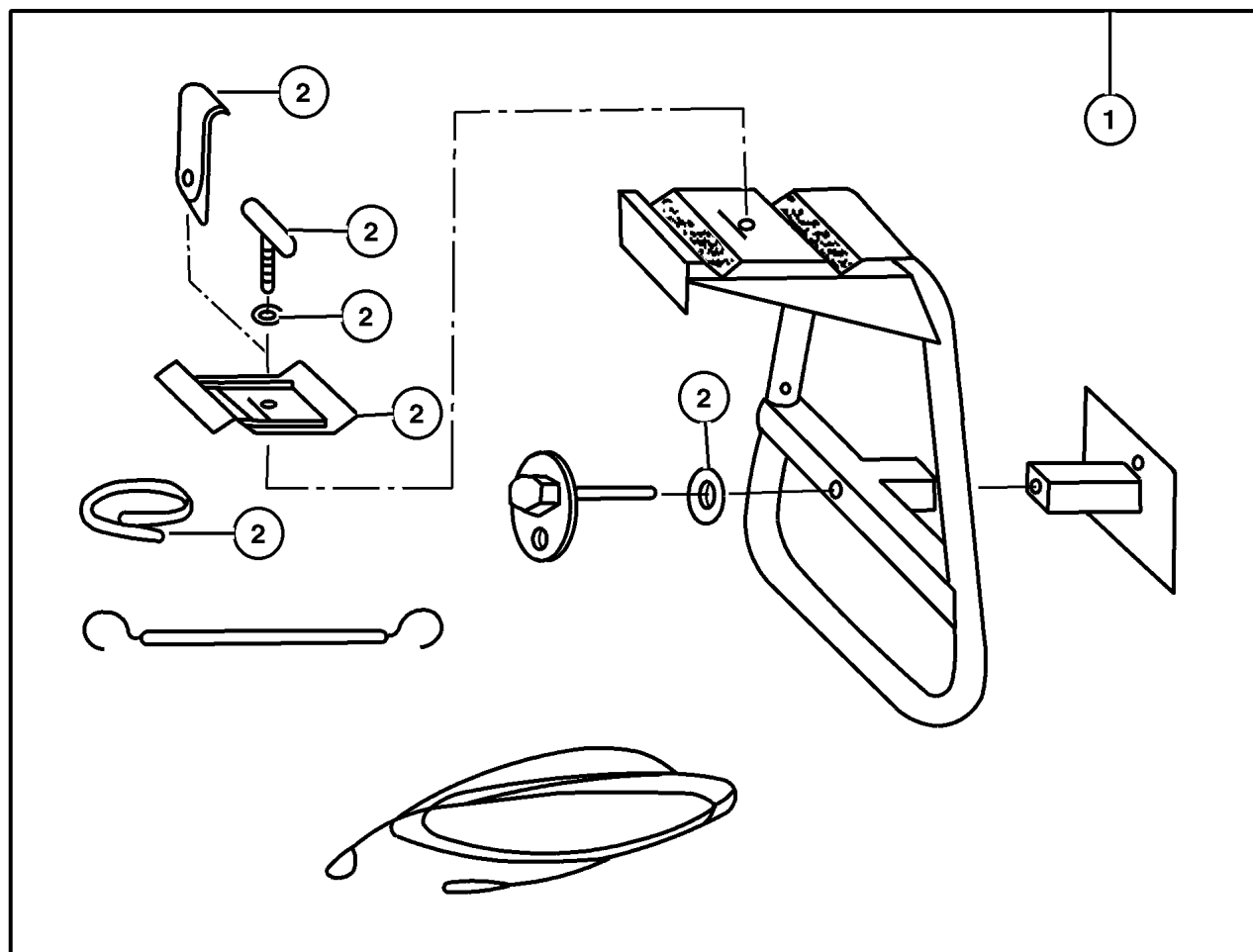
May 2, 2002

Bike Carrier - Spare Tire Mount
Figure 001-222

ITEM	PART NUMBER	QTY	LINE	BODY	DESCRIPTION
------	-------------	-----	------	------	-------------

NOTE: Mounts to Spare Tire - Holds two Bikes with Crossbars manual, 12 Disc Magazine.

1	8220 1480	1	J	77	CARRIER KIT, Bike
2	5018 825AA	1	J	77	HARDWARE KIT, Bike Carrier, Consists of: T-Handle, Lock Strap, Top Clamp Assy. Nylon Washers.



JEEP WRANGLER (TJ)

SERIES	LINE	BODY	ENGINE	TRANSMISSION
H = Sport	J = Wrangler 4WD	77 = 93.4 WB	EPE, EP0 = 2.5L Power Tech	DGG, DGD = 32RH 3 Spd. Auto.
L = SE	U = Wrangler 4WD (RHD)		ERH, ER0 = 4.0L Power Tech	DDQ = 5 Spd. Manual
P = Sahara				DDD = 5 Speed HD Manual
				DG0 = Auto. Trans.
				DBB = Manual Trans.

AR = Use as required - = Non illustrated part # = New this model year

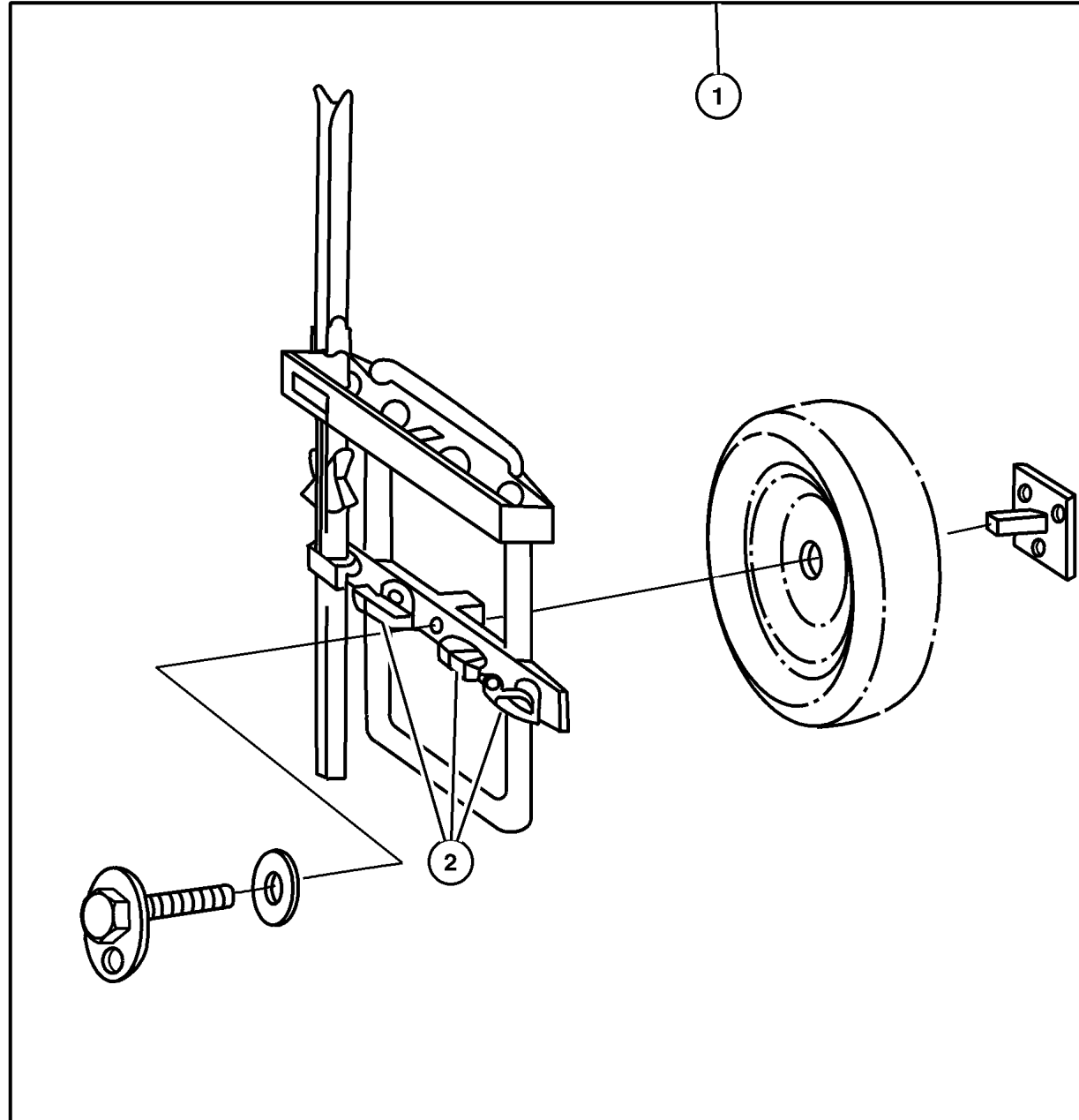
May 2, 2002

Ski Carrier - Spare Tire Mount
Figure 001-232

ITEM	PART NUMBER	QTY	LINE	BODY	DESCRIPTION
------	-------------	-----	------	------	-------------

NOTE: Requires full size, outside mounted spare tire. manual, 12 Disc Magazine.

1	8220 1359	1	J	77	CARRIER KIT, Ski
2	5018 746AA	1	J	77	STRAP, Tie



JEEP WRANGLER (TJ)

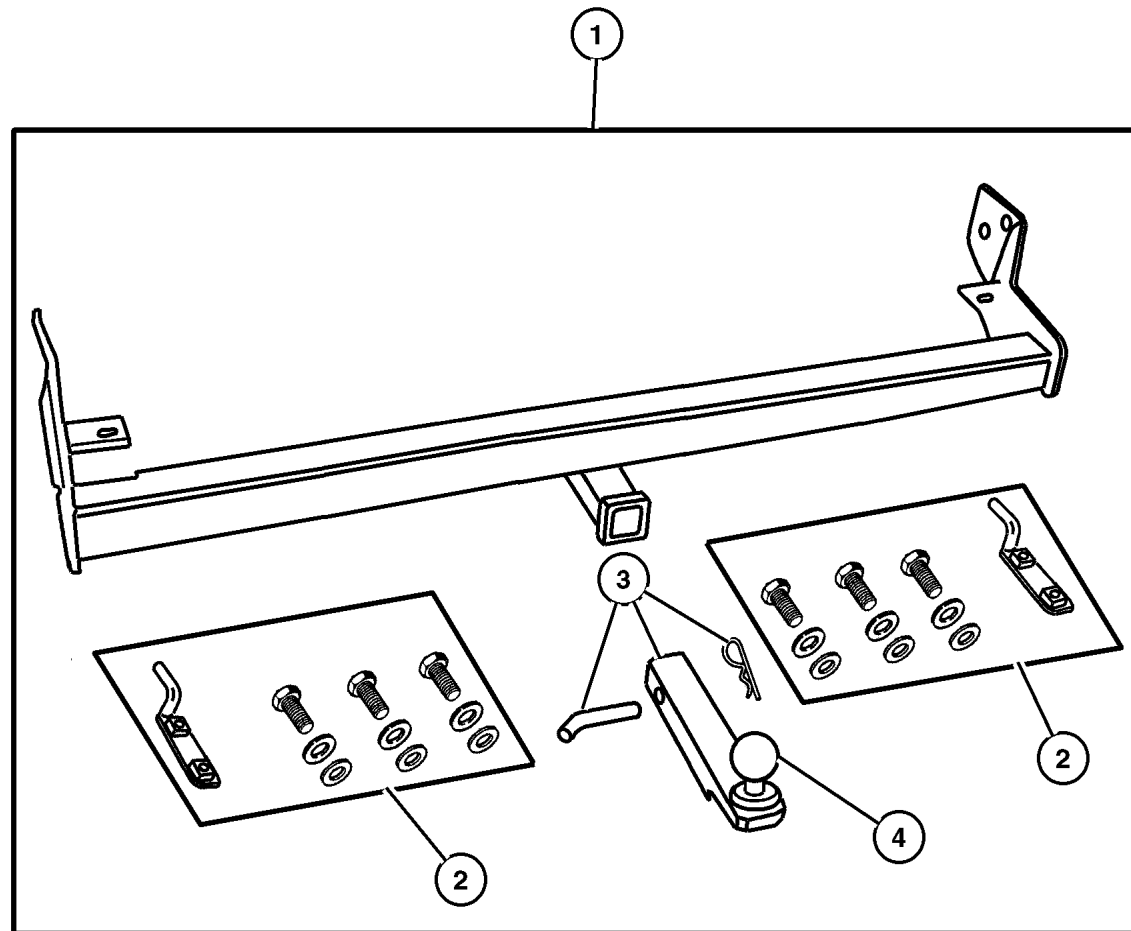
SERIES	LINE	BODY	ENGINE	TRANSMISSION
H = Sport	J = Wrangler 4WD	77 = 93.4 WB	EPE, EP0 = 2.5L Power Tech	DGG, DGD = 32RH 3 Spd. Auto.
L = SE	U = Wrangler 4WD (RHD)		ERH, ER0 = 4.0L Power Tech	DDQ = 5 Spd. Manual
P = Sahara				DDD = 5 Speed HD Manual
				DG0 = Auto. Trans.
				DBB = Manual Trans.

AR = Use as required - = Non illustrated part # = New this model year

May 2, 2002

Trailer Tow - Receiver Kit Figure 001-250

ITEM	PART NUMBER	QTY	LINE	BODY	DESCRIPTION
1	8220 4119	1	J	77	RECEIVER KIT, Trailer Tow
2					HARDWARE KIT, Hitch, Serviced in Kit, (NOT SERVICED)
3	4549 284	1	J	77	DRAWBAR, Attachment
4	8240 1104	1	J	77	BALL KIT, Trailer Tow, Includes Drawbar, Pin and Clip

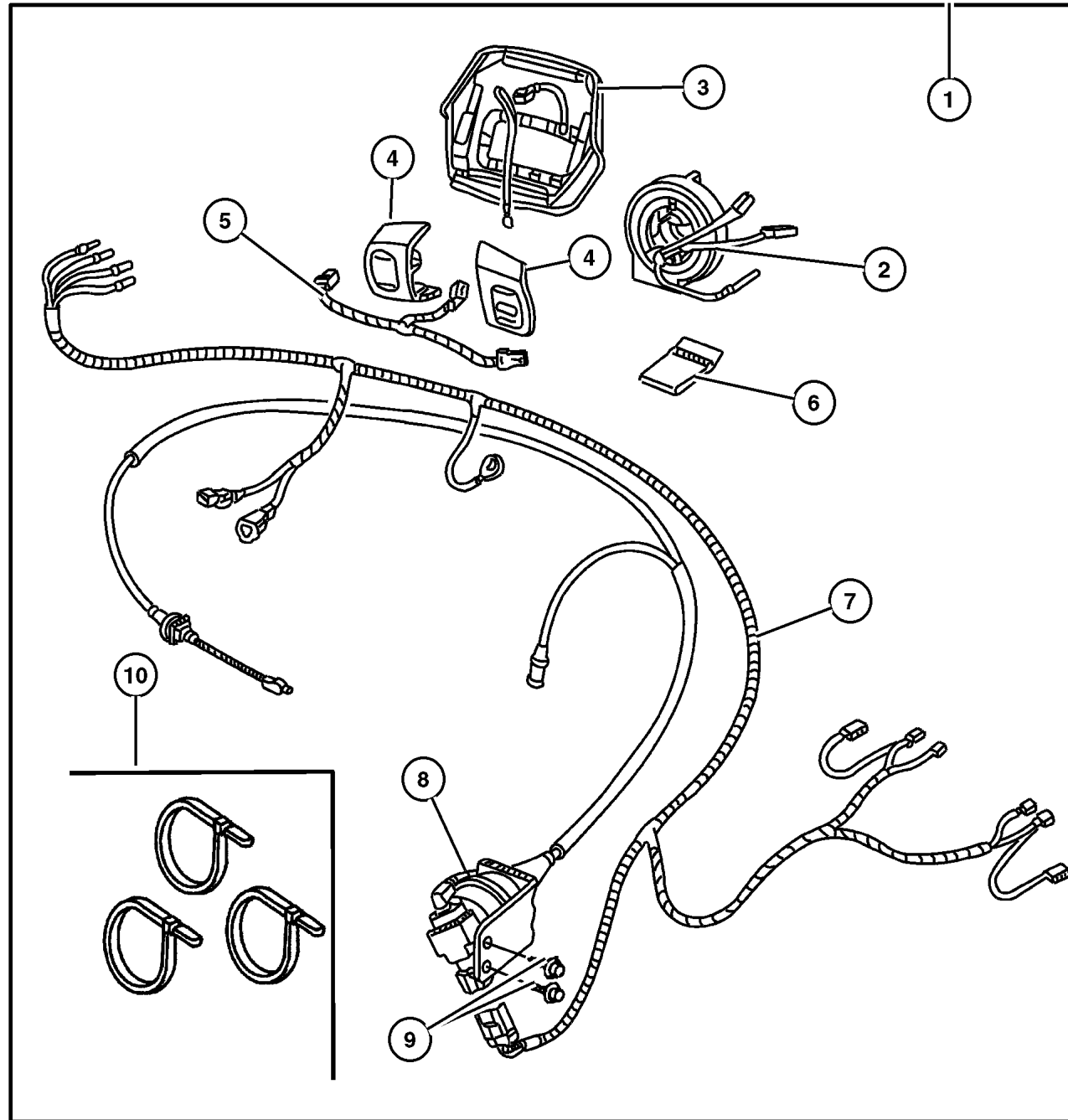


JEEP WRANGLER (TJ)				
SERIES	LINE	BODY	ENGINE	TRANSMISSION
H = Sport	J = Wrangler 4WD	77 = 93.4 WB	EPE, EP0 = 2.5L Power Tech	DGG, DGD = 32RH 3 Spd. Auto.
L = SE	U = Wrangler 4WD (RHD)		ERH, ER0 = 4.0L Power Tech	DDQ = 5 Spd. Manual
P = Sahara				DDD = 5 Speed HD Manual
				DG0 = Auto. Trans.
				DBB = Manual Trans.

AR = Use as required - = Non illustrated part # = New this model year

May 2, 2002

**Speed Control Kit
Figure 001-310**



ITEM	PART NUMBER	QTY	LINE	BODY	DESCRIPTION
1	#8220 6977	1	J	77	CONTROL PACKAGE, Speed Control
2	#56047 105AB	1	J	77	CLOCKSPRING
3	4798 182	1			COVER, Air Bag Module
4	56007 530AD	1	J	77	SWITCH, Speed Control
5	5600 9437	1	J	77	WIRING, Steering Wheel
6					FASTENER, Trim Cover, (NOT SERVICED)
7					WIRING, Speed Control, (NOT SERVICED)
8					SERVO, Speed Control, Same as Production, (NOT SERVICED)
9					SCREW, Hex Head, M6x1x20, (NOT SERVICED)
10	6015 756	1			STRAP, Tie, Seven inch

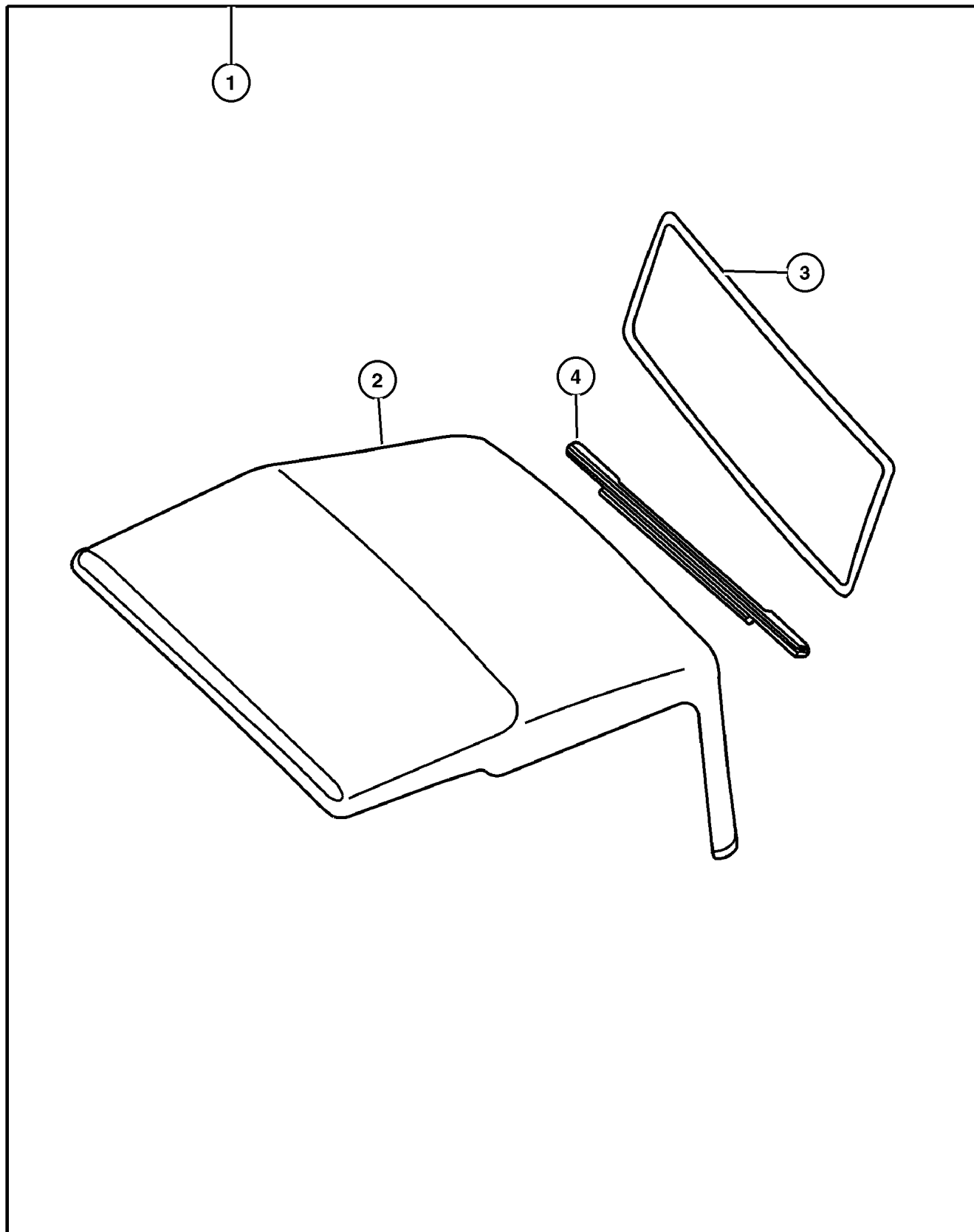
JEEP WRANGLER (TJ)

SERIES	LINE	BODY	ENGINE	TRANSMISSION
H = Sport	J = Wrangler 4WD	77 = 93.4 WB	EPE, EP0 = 2.5L Power Tech	DGG, DGD = 32RH 3 Spd. Auto.
L = SE	U = Wrangler 4WD (RHD)		ERH, ER0 = 4.0L Power Tech	DDQ = 5 Spd. Manual
P = Sahara				DDD = 5 Speed HD Manual
				DG0 = Auto. Trans.
				DBB = Manual Trans.

AR = Use as required - = Non illustrated part # = New this model year

May 2, 2002

**Top Kit - Soft Hardtop Replacement
Figure 001-320**



ITEM	PART NUMBER	QTY	LINE	BODY	DESCRIPTION
NOTE: Half door window Kits must be ordered seperately manual, 12 Disc Magazine.					
1					TOP KIT, Soft - Hardtop Replacement
	8220 2125	1	J	77	Black
	8220 4553	1	J	77	Tan
	#8220 6623	1	J	77	Black, Premium Sail Cloth
	#8220 6624	1	J	77	Tan, Premium Sail Cloth
2					COVER, Soft Top
	5HM35 SX9AA	1	J	77	Black
	5HM35 VK9AA	1	J	77	Tan
3					WINDOW, Tailgate
	#5HM37 SX9AA	1	J	77	Black
	#5HM37 VK9AA	1	J	77	Tan
4	55176 736AB	1	J	77	RETAINER, Soft Top Rail
-5					WINDOW KIT, Door - Front, Use with half door
	8220 2129	1	J	77	Black Denim
	8220 4554	1	J	77	Tan
	#8220 6625	1	J	77	Black Denim Sail Cloth Material
	#8220 6626	1	J	77	Tan Sail Cloth Material

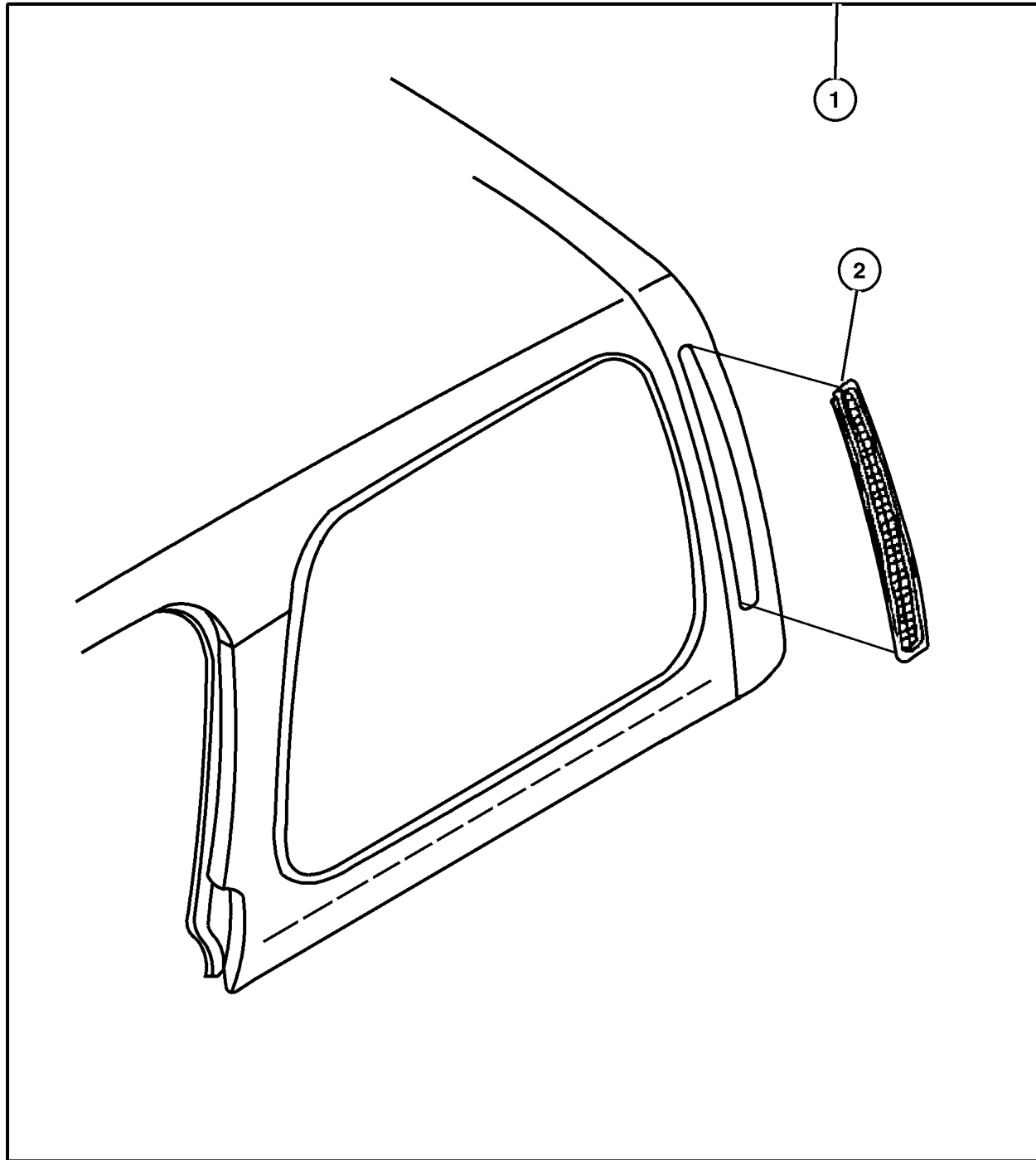
JEEP WRANGLER (TJ)				
SERIES	LINE	BODY	ENGINE	TRANSMISSION
H = Sport	J = Wrangler 4WD	77 = 93.4 WB	EPE, EP0 = 2.5L Power Tech	DGG, DGD = 32RH 3 Spd. Auto.
L = SE	U = Wrangler 4WD (RHD)		ERH, ER0 = 4.0L Power Tech	DDQ = 5 Spd. Manual
P = Sahara				DDD = 5 Speed HD Manual
				DG0 = Auto. Trans.
				DBB = Manual Trans.

AR = Use as required - = Non illustrated part # = New this model year

May 2, 2002

Hardtop Exhauster
Figure 001-322

ITEM	PART NUMBER	QTY	LINE	BODY	DESCRIPTION
1					TOP, Hard
	8220 3607	1	J	77	Black
	8220 3608	1	J	77	White
	8220 4706	1	J	77	Dark Tan
2					EXHAUSTER, Front Door
	5503 6306	1	J	77	Right
	5503 6307	1	J	77	Left



JEEP WRANGLER (TJ)

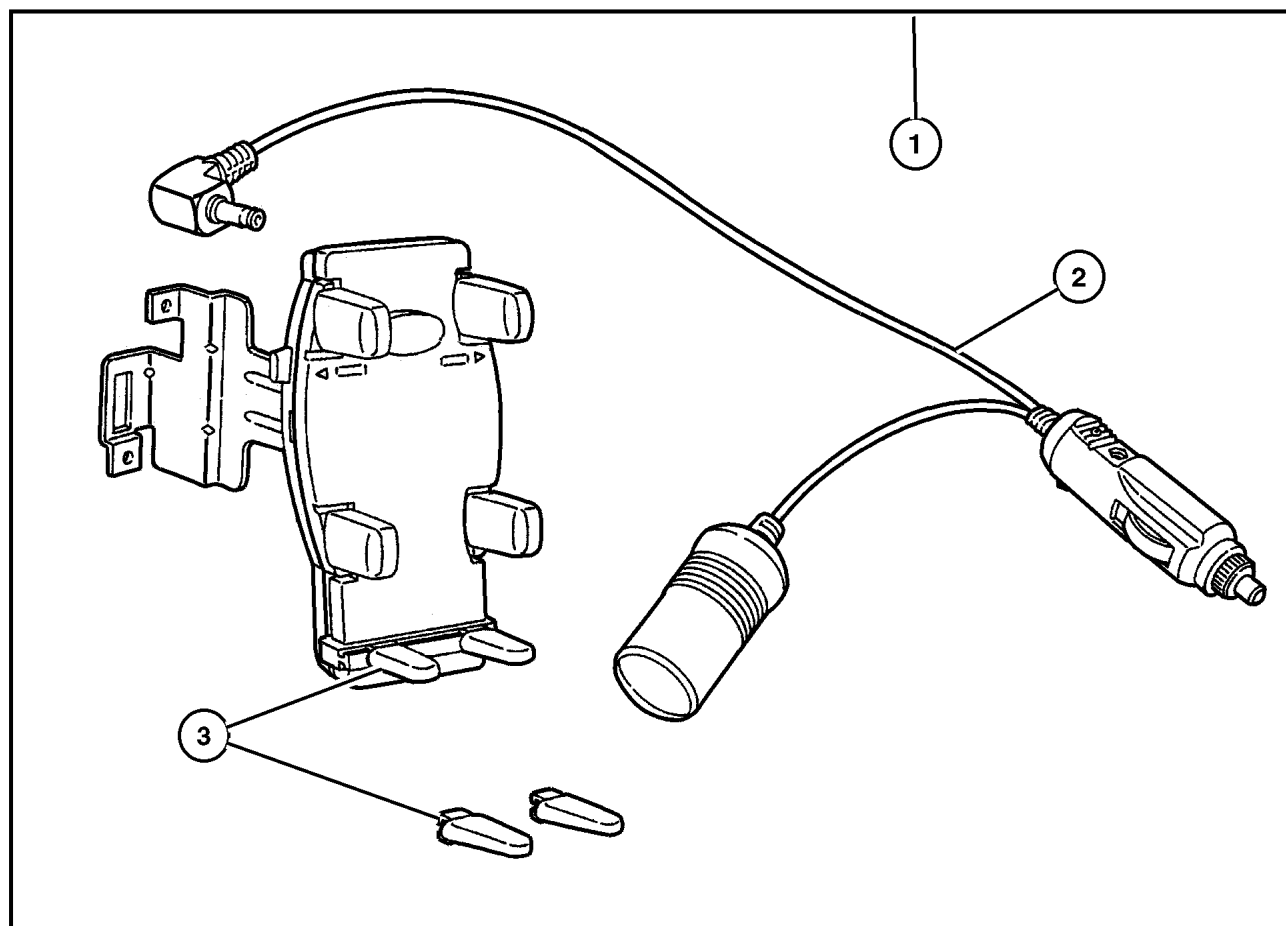
SERIES	LINE	BODY	ENGINE	TRANSMISSION
H = Sport	J = Wrangler 4WD	77 = 93.4 WB	EPE, EP0 = 2.5L Power Tech	DGG, DGD = 32RH 3 Spd. Auto.
L = SE	U = Wrangler 4WD (RHD)		ERH, ER0 = 4.0L Power Tech	DDQ = 5 Spd. Manual
P = Sahara				DDD = 5 Speed HD Manual
				DG0 = Auto. Trans.
				DBB = Manual Trans.

AR = Use as required - = Non illustrated part # = New this model year

May 2, 2002

**Mounting Kit - Cell Phone
Figure 001-330**

ITEM	PART NUMBER	QTY	LINE	BODY	DESCRIPTION
1	8220 5275	1			MOUNTING KIT, Cellular Phone
2	5016 536AA	1		77	CORD, Cellular Phone, 18 inches in length.Has 'Y'Accessory feed to plug in another 12V Accessory.
3	5018 103AA	1			HARDWARE KIT, Accessory, Consists of: 1 set of Long and 1 set of Short Support Feet.



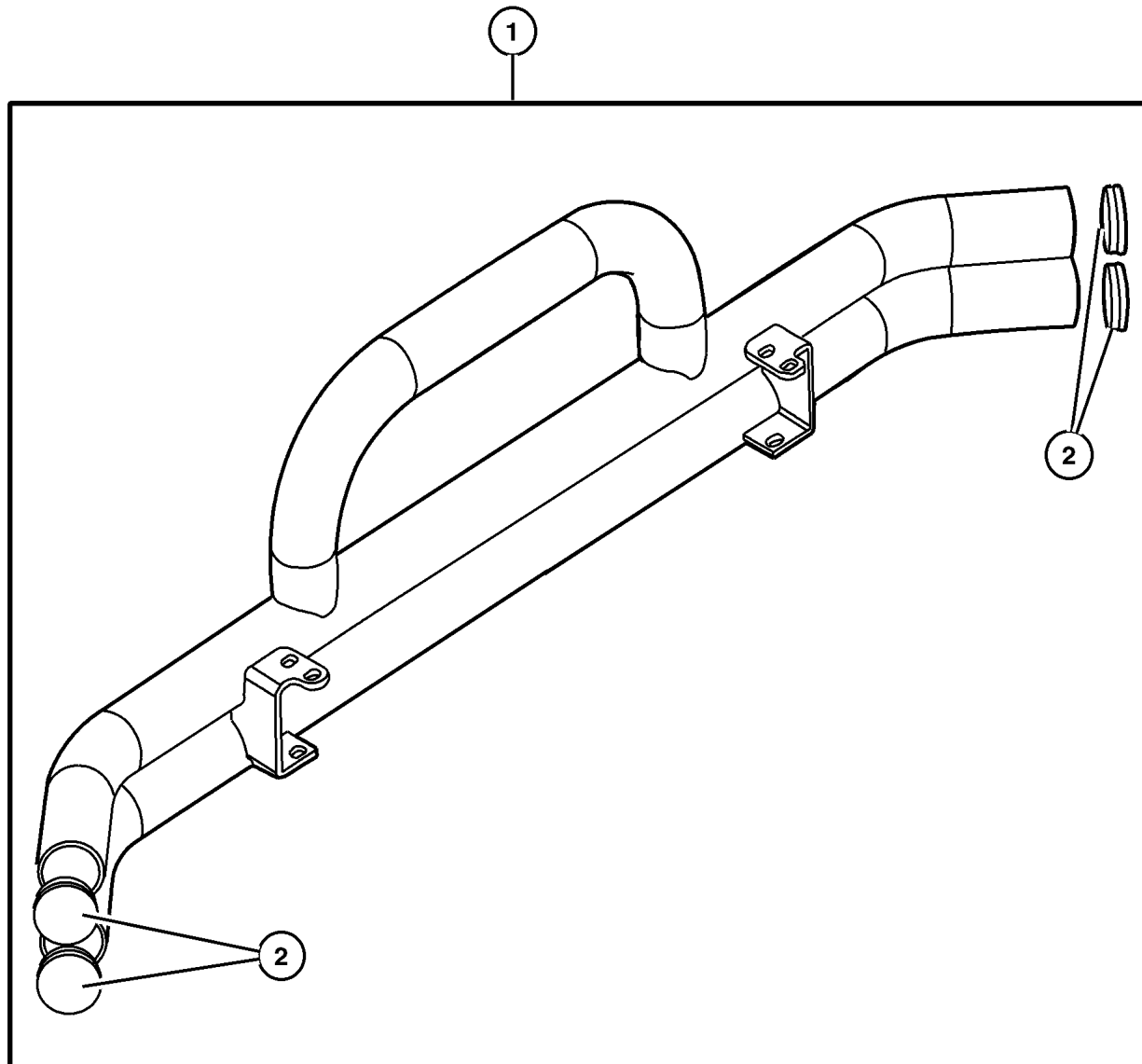
JEEP WRANGLER (TJ)				
SERIES	LINE	BODY	ENGINE	TRANSMISSION
H = Sport	J = Wrangler 4WD	77 = 93.4 WB	EPE, EP0 = 2.5L Power Tech	DGG, DGD = 32RH 3 Spd. Auto.
L = SE	U = Wrangler 4WD (RHD)		ERH, ER0 = 4.0L Power Tech	DDQ = 5 Spd. Manual
P = Sahara				DDD = 5 Speed HD Manual
				DG0 = Auto. Trans.
				DBB = Manual Trans.

AR = Use as required - = Non illustrated part # = New this model year

May 2, 2002

Bumper Kit- Front Tubular
Figure 001-410

ITEM	PART NUMBER	QTY	LINE	BODY	DESCRIPTION
1					BUMPER KIT, Tubular
	8220 2173	1	J	77	Black painted Steel
	8220 4269	1	J	77	Chromed Steel
	8220 2174	1	J	77	Natural anodized Aluminum
	8220 2175	1	J	77	Black anodized Aluminum
2					END CAP, Bumper
	4897 576AA	1			Use for Kits 82202173 and 82204269
	4897 577AA	1	J	77	Use for Kits 82202174 and 82202175



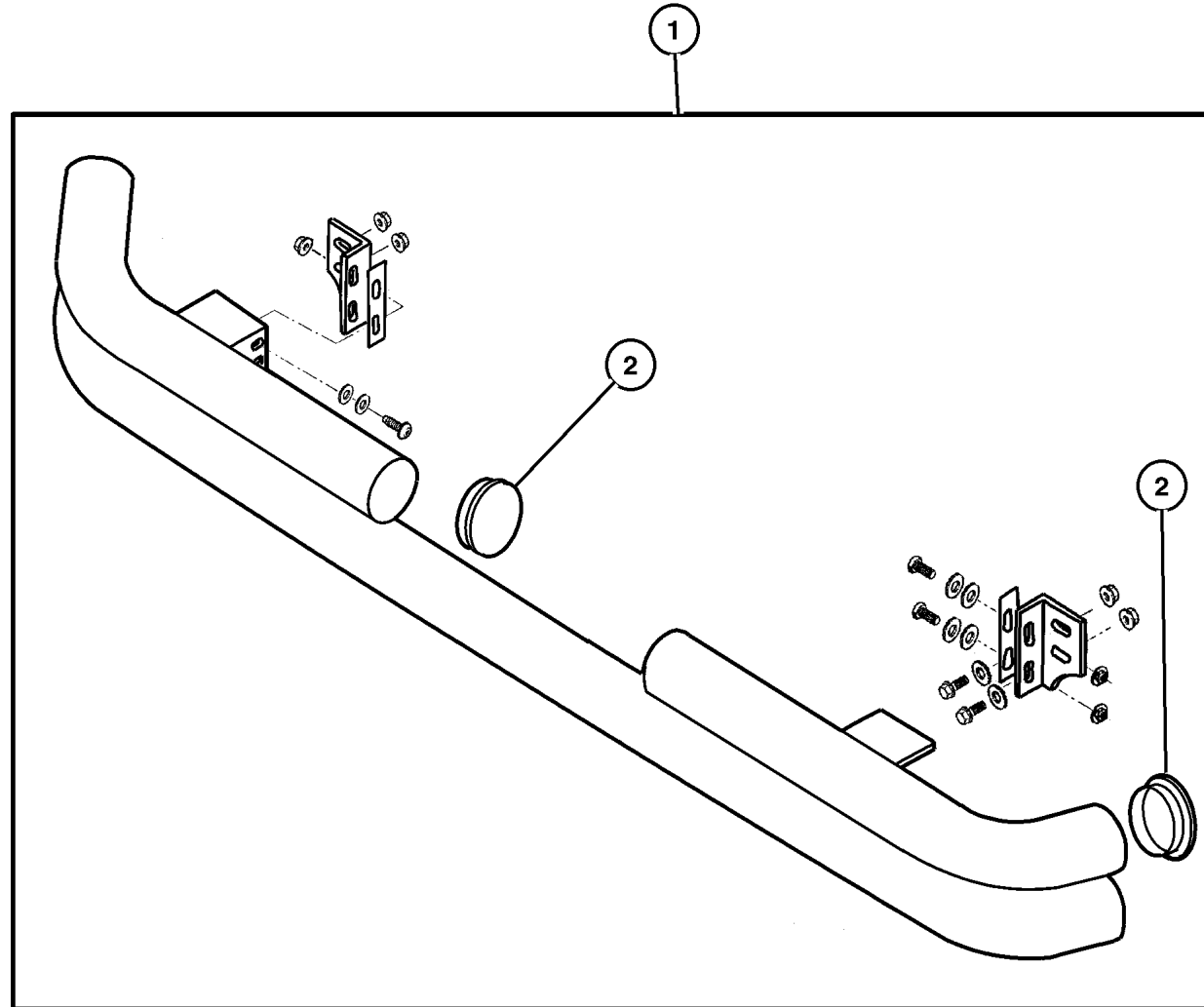
JEEP WRANGLER (TJ)				
SERIES	LINE	BODY	ENGINE	TRANSMISSION
H = Sport	J = Wrangler 4WD	77 = 93.4 WB	EPE, EP0 = 2.5L Power Tech	DGG, DGD = 32RH 3 Spd. Auto.
L = SE	U = Wrangler 4WD (RHD)		ERH, ER0 = 4.0L Power Tech	DDQ = 5 Spd. Manual
P = Sahara				DDD = 5 Speed HD Manual
				DG0 = Auto. Trans.
				DBB = Manual Trans.

AR = Use as required - = Non illustrated part # = New this model year

May 2, 2002

Bumper Kit - Rear Tubular
Figure 001-420

ITEM	PART NUMBER	QTY	LINE	BODY	DESCRIPTION
NOTE; Total of 6 End Caps are Required. manual, 12 Disc Magazine.					
1					BUMPER KIT, Tubular-Rear
	8220 3290	1	J	77	Black painted Steel
	8220 3293	1	J	77	Natural anodized Aluminum
	8220 3294	1	J	77	Black anodized Aluminum
	8220 3295	1	J	77	Chromed Steel
2					END CAP, Bumper
	4897 576AA	1			Used for Kits 82203290 and 82203295
	4897 577AA	1	J	77	Used for Kits 82203293 and 882203294



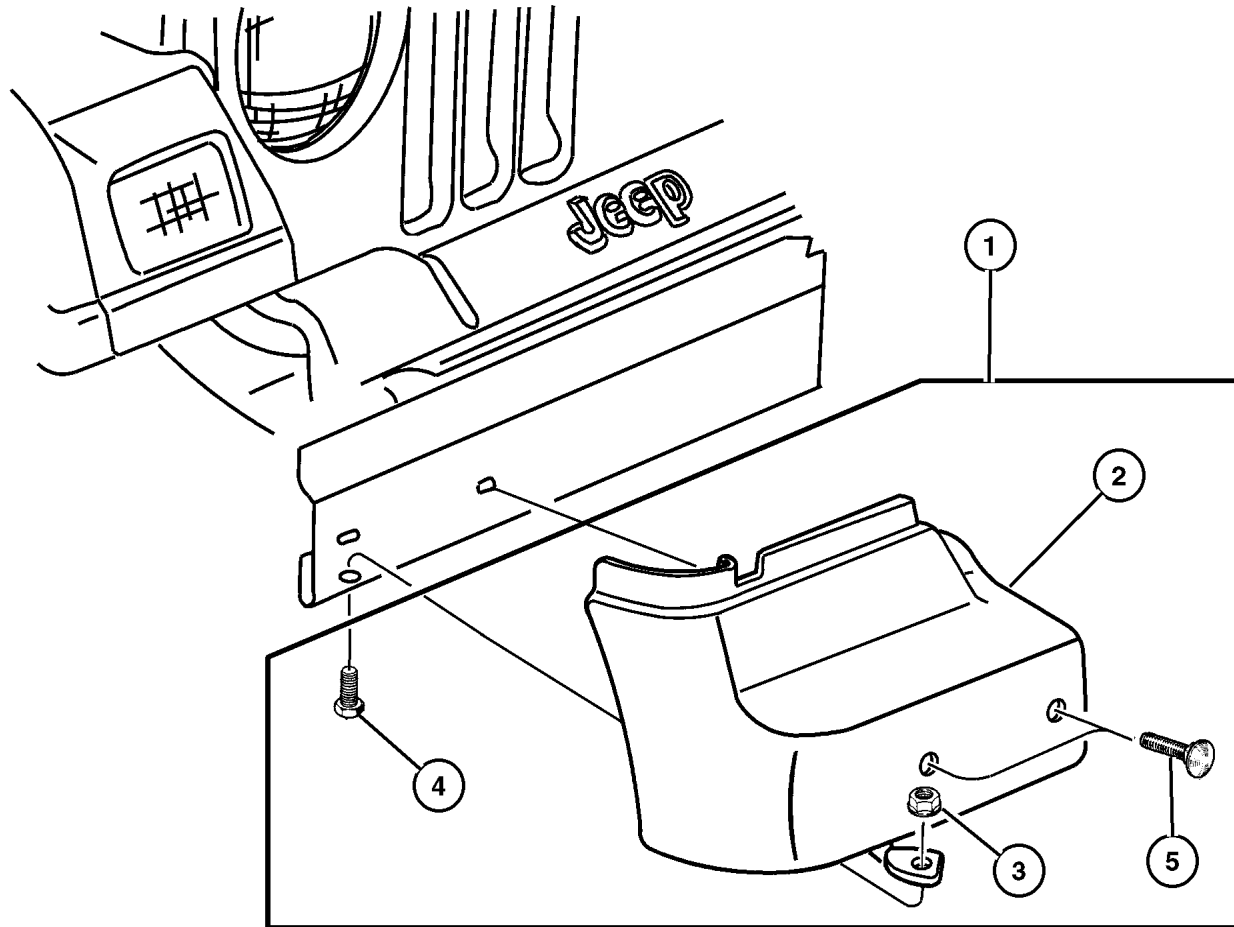
JEEP WRANGLER (TJ)				
SERIES	LINE	BODY	ENGINE	TRANSMISSION
H = Sport	J = Wrangler 4WD	77 = 93.4 WB	EPE, EP0 = 2.5L Power Tech	DGG, DGD = 32RH 3 Spd. Auto.
L = SE	U = Wrangler 4WD (RHD)		ERH, ER0 = 4.0L Power Tech	DDQ = 5 Spd. Manual
P = Sahara				DDD = 5 Speed HD Manual
				DG0 = Auto. Trans.
				DBB = Manual Trans.

AR = Use as required - = Non illustrated part # = New this model year

May 2, 2002

Extension Kit - Bumper Front
Figure 001-430

ITEM	PART NUMBER	QTY	LINE	BODY	DESCRIPTION
1	8220 2378	1	J	77	EXTENSION PACKAGE, Front Bumper
2					COVER, Bumper
	55155 668AB	1			Right
	55155 669AB	1			Left
3	6035 739	6	J		NUT
4	6504 212	2			SCREW, Large Round Washer Head Lock, M6x1.00x20.00
5	6504 723	4			BOLT



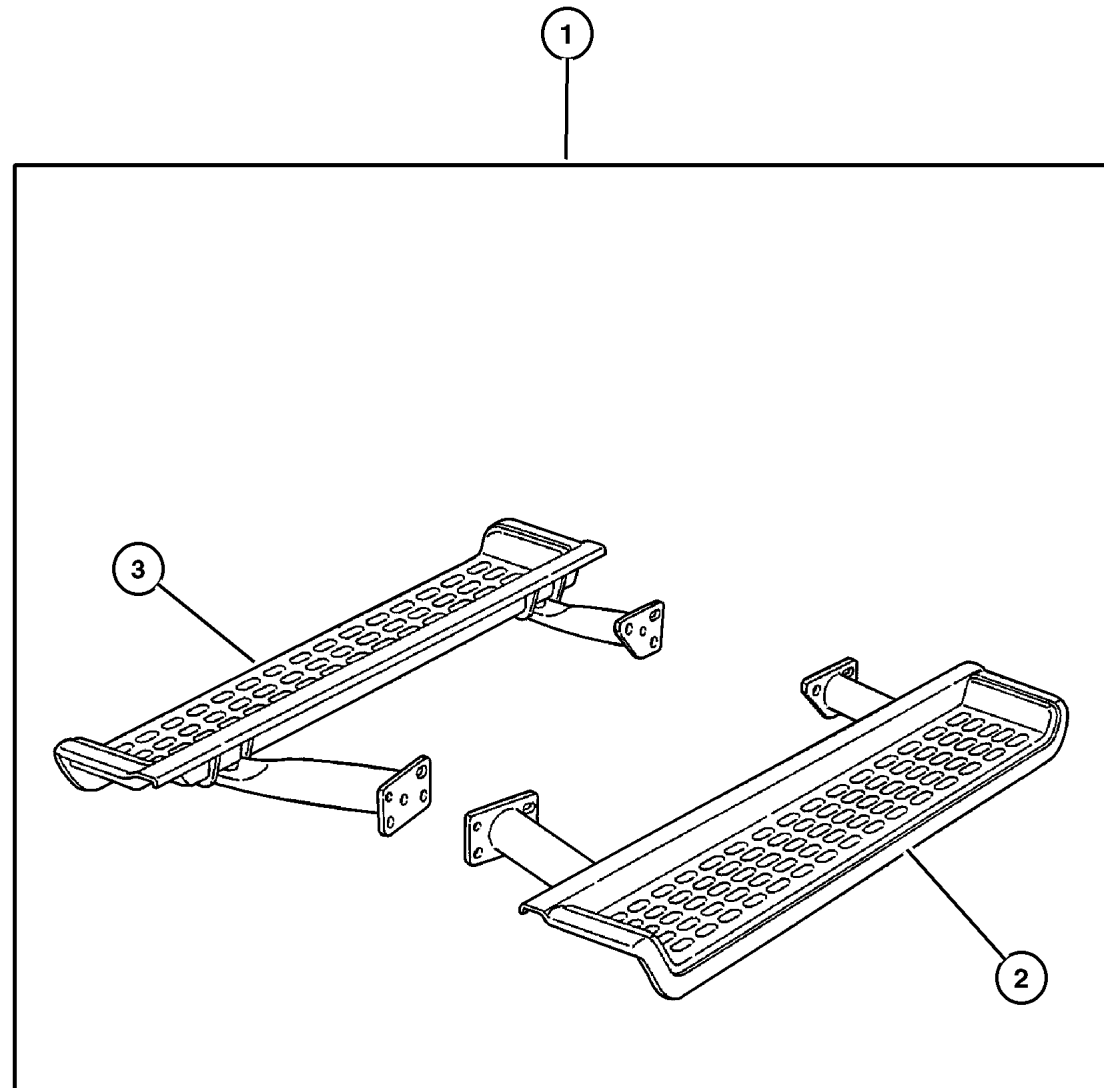
JEEP WRANGLER (TJ)				
SERIES	LINE	BODY	ENGINE	TRANSMISSION
H = Sport	J = Wrangler 4WD	77 = 93.4 WB	EPE, EP0 = 2.5L Power Tech	DGG, DGD = 32RH 3 Spd. Auto.
L = SE	U = Wrangler 4WD (RHD)		ERH, ER0 = 4.0L Power Tech	DDQ = 5 Spd. Manual
P = Sahara				DDD = 5 Speed HD Manual
				DG0 = Auto. Trans.
				DBB = Manual Trans.

AR = Use as required - = Non illustrated part # = New this model year

May 2, 2002

Side Step Kit
Figure 001-440

ITEM	PART NUMBER	QTY	LINE	BODY	DESCRIPTION
1	#8220 6456	1	J	77	STEP PACKAGE, Side
2	#55156 200AB	1			STEP PAD, Side Step
3	#55156 201AB	1			STEP PAD, Side Step
-4	#5066 240AA	1	J	77	BOLT, M Bolt

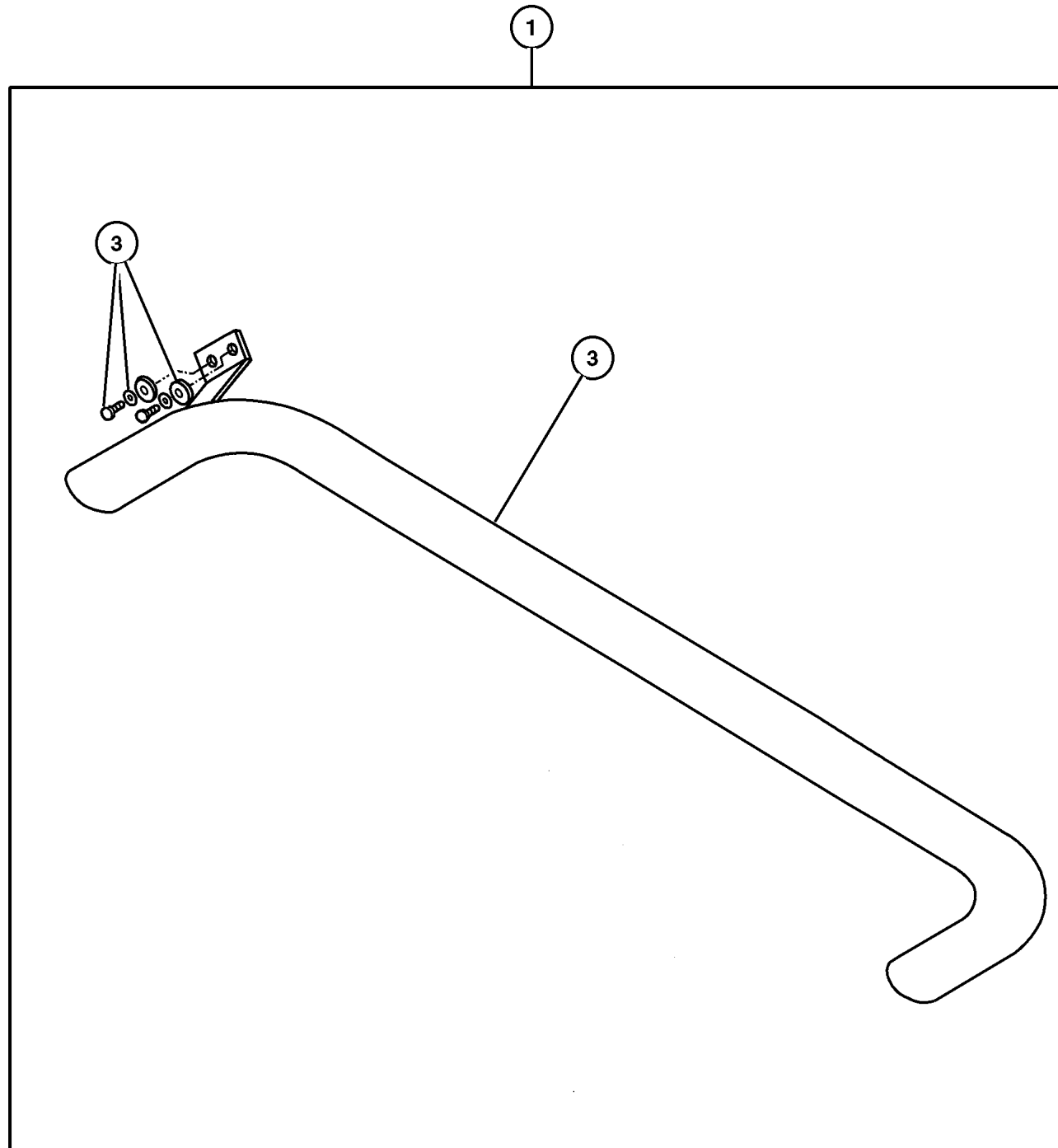


JEEP WRANGLER (TJ)		BODY	ENGINE	TRANSMISSION
SERIES	LINE	77 = 93.4 WB	EPE, EP0 = 2.5L Power Tech ERH, ER0 = 4.0L Power Tech	DGG, DGD = 32RH 3 Spd. Auto. DDQ = 5 Spd. Manual DDD = 5 Speed HD Manual DG0 = Auto. Trans. DBB = Manual Trans.
H = Sport	J = Wrangler 4WD			
L = SE	U = Wrangler 4WD (RHD)			
P = Sahara				

AR = Use as required - = Non illustrated part # = New this model year

May 2, 2002

Side Step Kit - Tubular
Figure 001-442



ITEM	PART NUMBER	QTY	LINE	BODY	DESCRIPTION
1					STEP KIT, Tubular Side
	8220 2137	1	J	77	Black Steel
	8220 2138	1	J	77	Black Anodized Aluminum
	8220 2139	1	J	77	Natural Anodized Aluminum
	8220 2140	1	J	77	Chromed Steel
-2					STEP, Right Side
	5018 546AA	1	J	77	Black Steel
	5018 622AA	1	J	77	Black Anodized Aluminum
	5018 676AA	1	J	77	Natural Anodized Aluminum
	5018 678AA	1	J	77	Chromed Steel
3					STEP, Left Side
	5018 547AA	1	J	77	Black Steel
	5018 623AA	1	J	77	Black Anodized Aluminum
	5018 677AA	1	J	77	Natural Anodized Aluminum
	5018 681AA	1	J	77	Chromed Steel

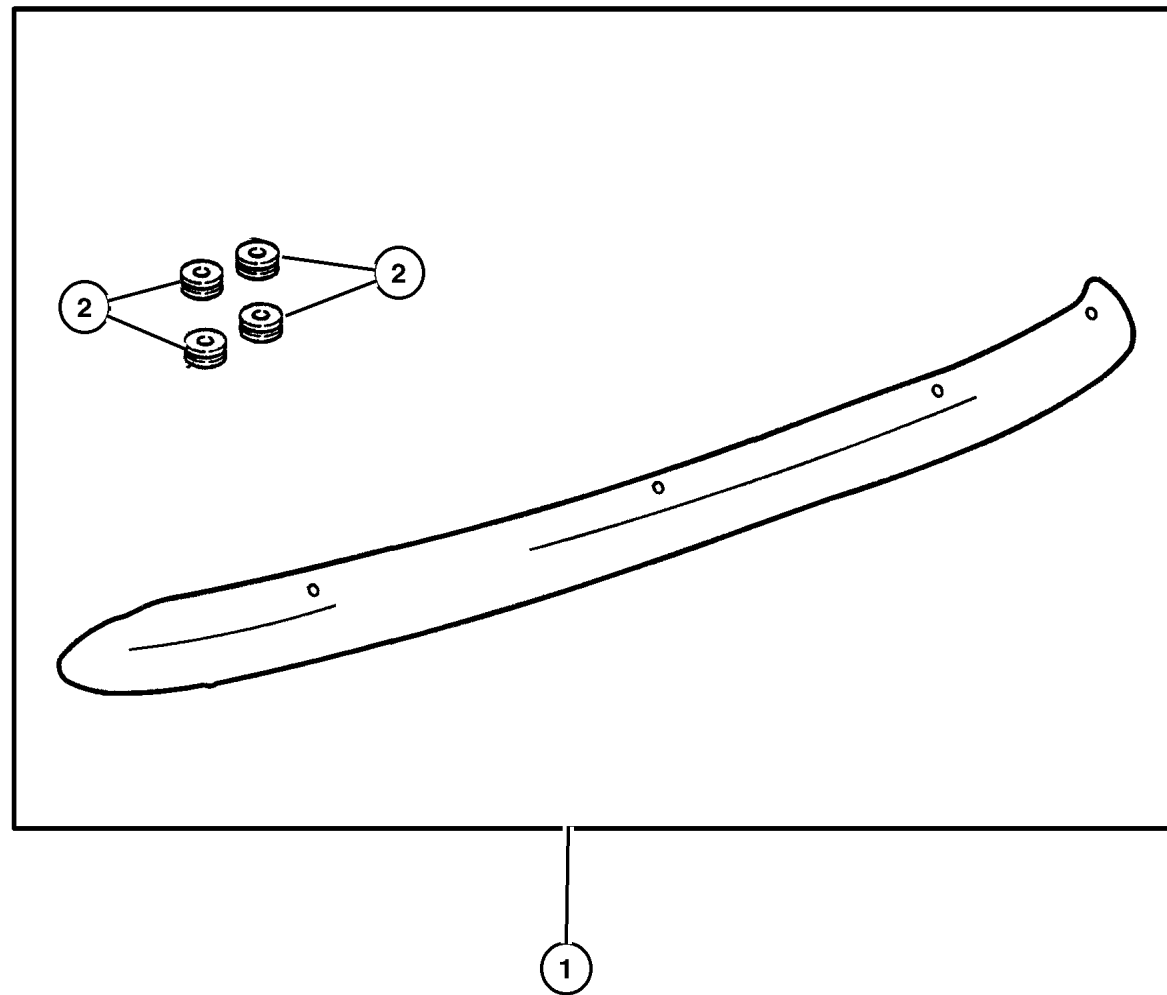
JEEP WRANGLER (TJ)				
SERIES	LINE	BODY	ENGINE	TRANSMISSION
H = Sport	J = Wrangler 4WD	77 = 93.4 WB	EPE, EP0 = 2.5L Power Tech	DGG, DGD = 32RH 3 Spd. Auto.
L = SE	U = Wrangler 4WD (RHD)		ERH, ER0 = 4.0L Power Tech	DDQ = 5 Spd. Manual
P = Sahara				DDD = 5 Speed HD Manual
				DG0 = Auto. Trans.
				DBB = Manual Trans.

AR = Use as required - = Non illustrated part # = New this model year

May 2, 2002

Shield Kit - Air Front
Figure 001-510

ITEM	PART NUMBER	QTY	LINE	BODY	DESCRIPTION
1	8220 2160	1	J	77	SHIELD KIT, Air - Front
2	5014 754AA	1	J	77	SPACER, Air Deflector

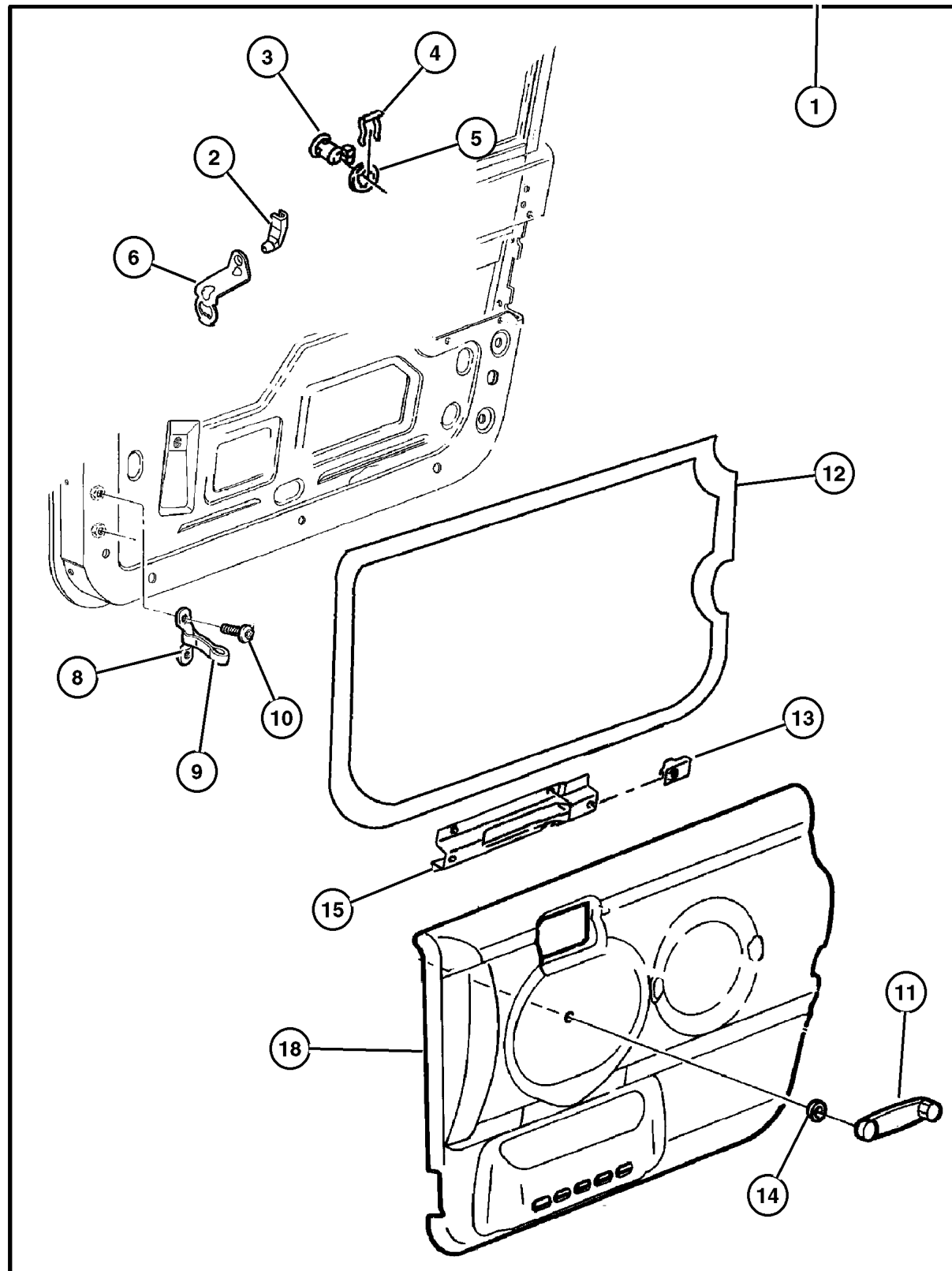


JEEP WRANGLER (TJ)				
SERIES	LINE	BODY	ENGINE	TRANSMISSION
H = Sport	J = Wrangler 4WD	77 = 93.4 WB	EPE, EP0 = 2.5L Power Tech	DGG, DGD = 32RH 3 Spd. Auto.
L = SE	U = Wrangler 4WD (RHD)		ERH, ER0 = 4.0L Power Tech	DDQ = 5 Spd. Manual
P = Sahara				DDD = 5 Speed HD Manual
				DG0 = Auto. Trans.
				DBB = Manual Trans.

AR = Use as required - = Non illustrated part # = New this model year

May 2, 2002

Trim Kit - Door
Figure 001-520



ITEM	PART NUMBER	QTY	LINE	BODY	DESCRIPTION
1					TRIM PACKAGE, Front Door
	8220 5113	1	J	77	Agate
	8220 5114	1	J	77	Camel
2					CLIP, Latch
	4658 444	1	J	77	Purple, Right
	4658 445	1	J	77	Orange, Left
3	4778 123	1	J	77	CYLINDER, Door Lock
4	55176 401AB	1	J	77	RETAINER, Door Lock Cylinder
5	5507 4799	1	J	77	GASKET, Door Lock Cylinder, Black
6	5507 6307	1	J	77	LEVER, Door Lock
-7	6504 417	1	J	77	NUT, Hex, M8x1.25
8	5501 3666	1	J	77	FOOTMAN LOOP, Hold Down
9	5517 6339	1	J	77	CHECK, Front Door
10	6036 102AA	4			SCREW, .19-24.50
11	FW80 PX9	1	J	77	HANDLE, Window Regulator
12					WATERSHIELD, Front Door
	55175 786AF	1	J	77	Right
	55175 787AF	1	J	77	Left
13	6504 993AA	1	J	77	NUT
14	5507 6218	2			SPACER, Door Handle
15	55175 848AC	2			BRACKET, Grab Handle
-16	6504 617	1	J	77	SCREW, M4.2-1.41x13
-17	3420 1872	1	J	77	NUT, Snap In, M4.2 x 1.41
18					PANEL, Door Trim
	5DY66 1K5AC	1	J	77	Camel, Right
	5DY67 1K5AC	1	J	77	Camel, Left
	5DY66 LAZAC	1	J	77	Agate, Right
	5DY67 LAZAC	1	J	77	Agate, Left

JEEP WRANGLER (TJ)

SERIES
H = Sport
L = SE
P = Sahara

LINE
J = Wrangler 4WD
U = Wrangler 4WD (RHD)

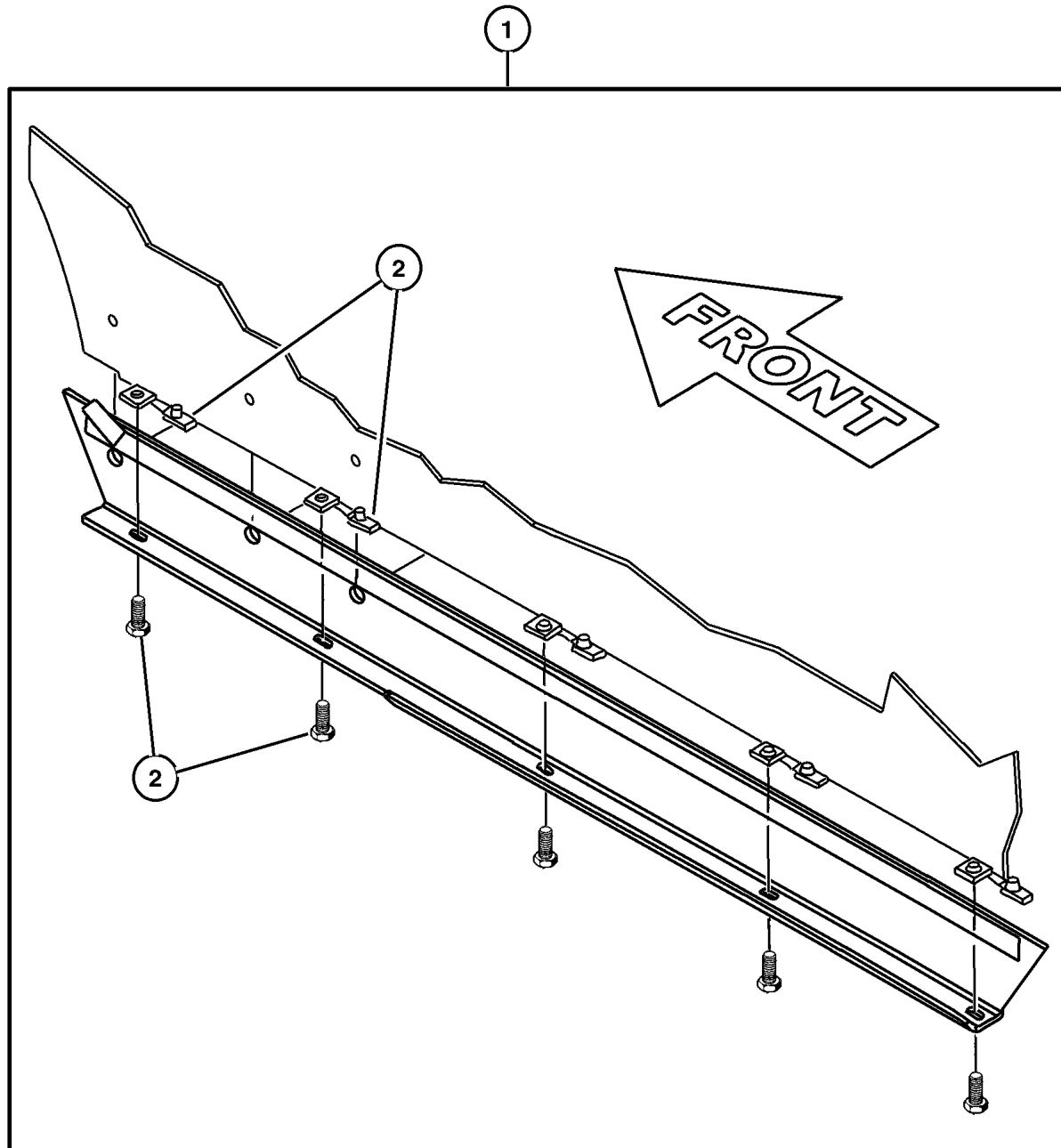
BODY
77 = 93.4 WB

ENGINE
EPE, EP0 = 2.5L Power Tech
ERH, ER0 = 4.0L Power Tech

TRANSMISSION
DGG, DGD = 32RH 3 Spd. Auto.
DDQ = 5 Spd. Manual
DDD = 5 Speed HD Manual
DG0 = Auto. Trans.
DBB = Manual Trans.

Moulding Kit - Rocker Guard
Figure 001-530

ITEM	PART NUMBER	QTY	LINE	BODY	DESCRIPTION
1	8220 4733	1	J	77	MOLDING KIT, Lowerside, Includes two rocker guards and complete hardware kit
2	5019 779AA	1	J	77	HARDWARE KIT, Bodyside Guard, Contains hardware for installation of one rocker guard

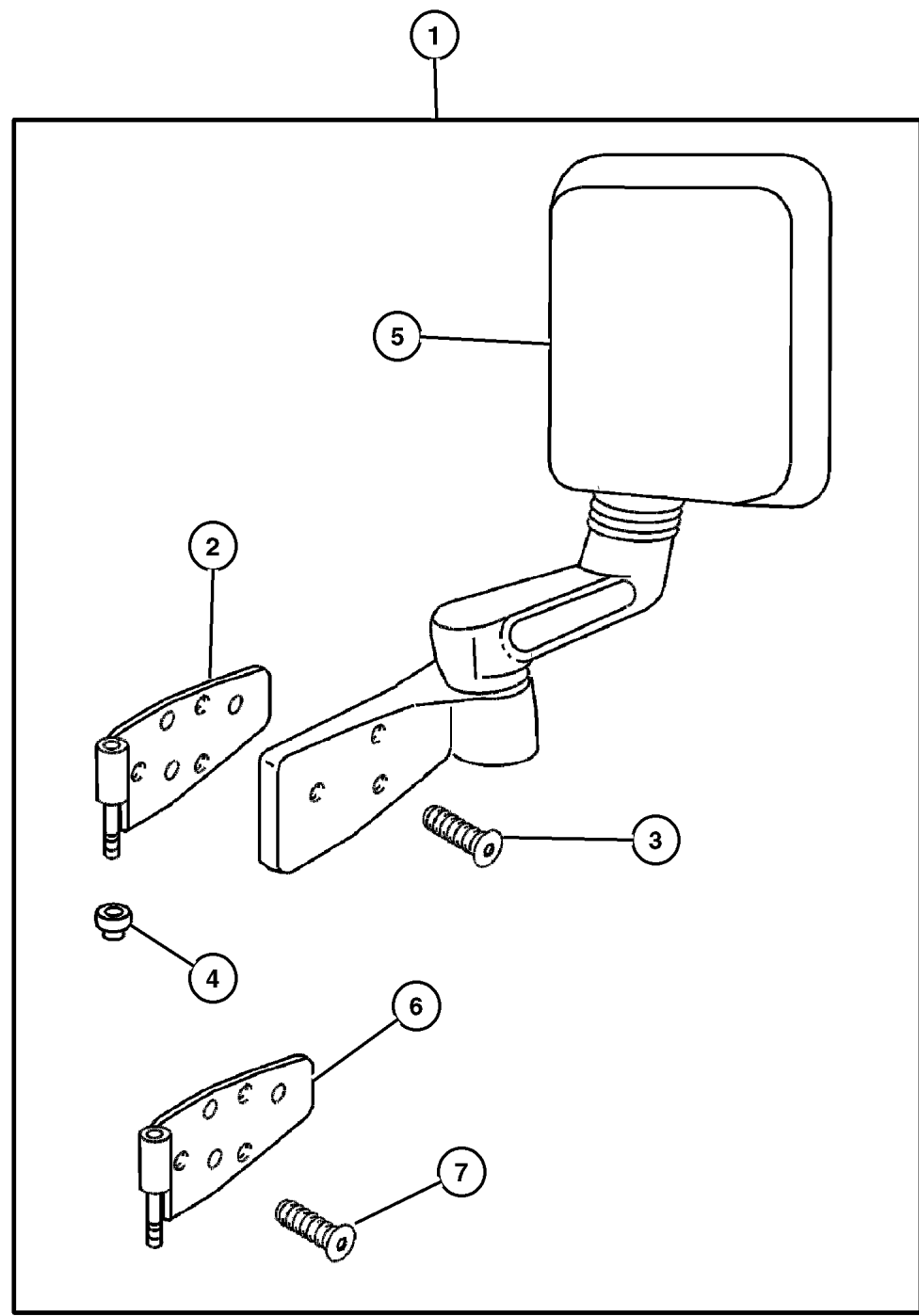


JEEP WRANGLER (TJ)				
SERIES	LINE	BODY	ENGINE	TRANSMISSION
H = Sport	J = Wrangler 4WD	77 = 93.4 WB	EPE, EP0 = 2.5L Power Tech	DGG, DGD = 32RH 3 Spd. Auto.
L = SE	U = Wrangler 4WD (RHD)		ERH, ER0 = 4.0L Power Tech	DDQ = 5 Spd. Manual
P = Sahara				DDD = 5 Speed HD Manual
				DG0 = Auto. Trans.
				DBB = Manual Trans.

AR = Use as required - = Non illustrated part # = New this model year

May 2, 2002

Hardware Package - Door
Figure 001-540



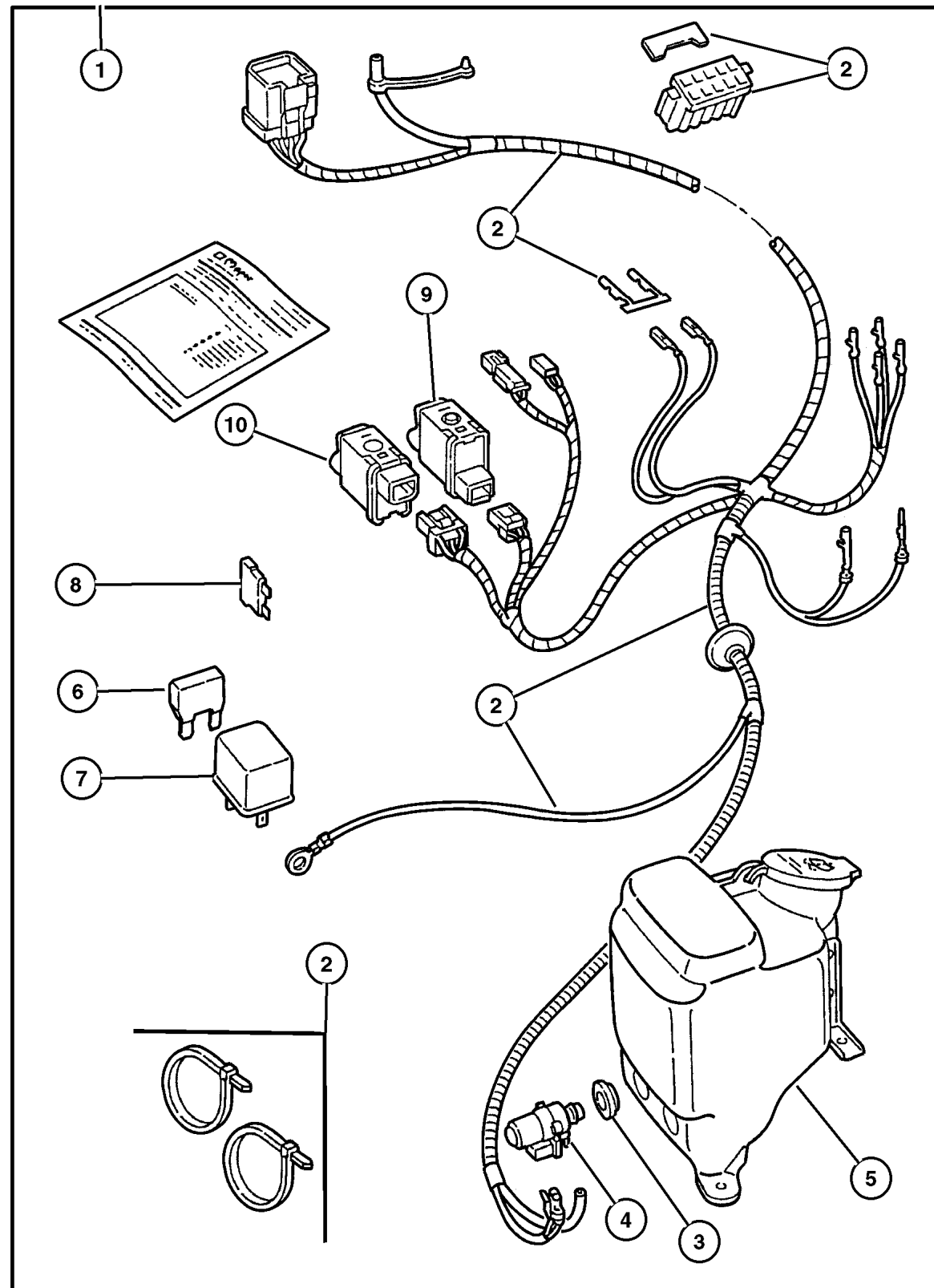
ITEM	PART NUMBER	QTY	LINE	BODY	DESCRIPTION
1	8220 3488	1	J	77	HARDWARE PACKAGE, Door, Hinge And Mirror
2					HINGE, Door Half
	5517 6368	1			Upper Right
	5517 6369	1			Upper Left
3	6034 566	6			SCREW, Tapping Flange Head, .25-20x.875
4	6504 417	4			NUT, Hex, M8x1.25
5					MIRROR, Outside Rearview
	5515 4882	1	J		Right
	5515 4883	1	J		Left
6					HINGE, Door Half
	5517 6366	1			Lower Right
	5517 6367	1			Lower Left
7	6035 757	4			SCREW

JEEP WRANGLER (TJ)				
SERIES	LINE	BODY	ENGINE	TRANSMISSION
H = Sport	J = Wrangler 4WD	77 = 93.4 WB	EPE, EP0 = 2.5L Power Tech	DGG, DGD = 32RH 3 Spd. Auto.
L = SE	U = Wrangler 4WD (RHD)		ERH, ER0 = 4.0L Power Tech	DDQ = 5 Spd. Manual
P = Sahara				DDD = 5 Speed HD Manual
				DG0 = Auto. Trans.
				DBB = Manual Trans.

AR = Use as required - = Non illustrated part # = New this model year

May 2, 2002

Hardtop Wiring Kit Figure 001-550



ITEM	PART NUMBER	QTY	LINE	BODY	DESCRIPTION
1	8220 5621	1	J	77	WIRING PACKAGE, Enclosure
2					WIRING KIT, Enclosure, Serviced in package, (NOT SERVICED)
3	5013 755AA	1	J	77	GROMMET, Washer Reservoir
4	4797 695	1	J	77	PUMP, Washer, Windshield
5	4874 393	1	J	77	RESERVOIR, Washer
6	00MA X40	1	J	77	FUSE, Maxi, 40 AMP, Amber
7	4638 094	1	J	77	RELAY PACKAGE, Electrical
8	00AT M10	1	J	77	FUSE, Mini, 10 AMP, Red
9	5600 7250	1	J	77	SWITCH, Electric Back Light
10	5600 7249	1	J	77	SWITCH, Wiper and Washer
-11	6102 077AA	1	J	77	FUSE CARTRIDGE, 40 Amp

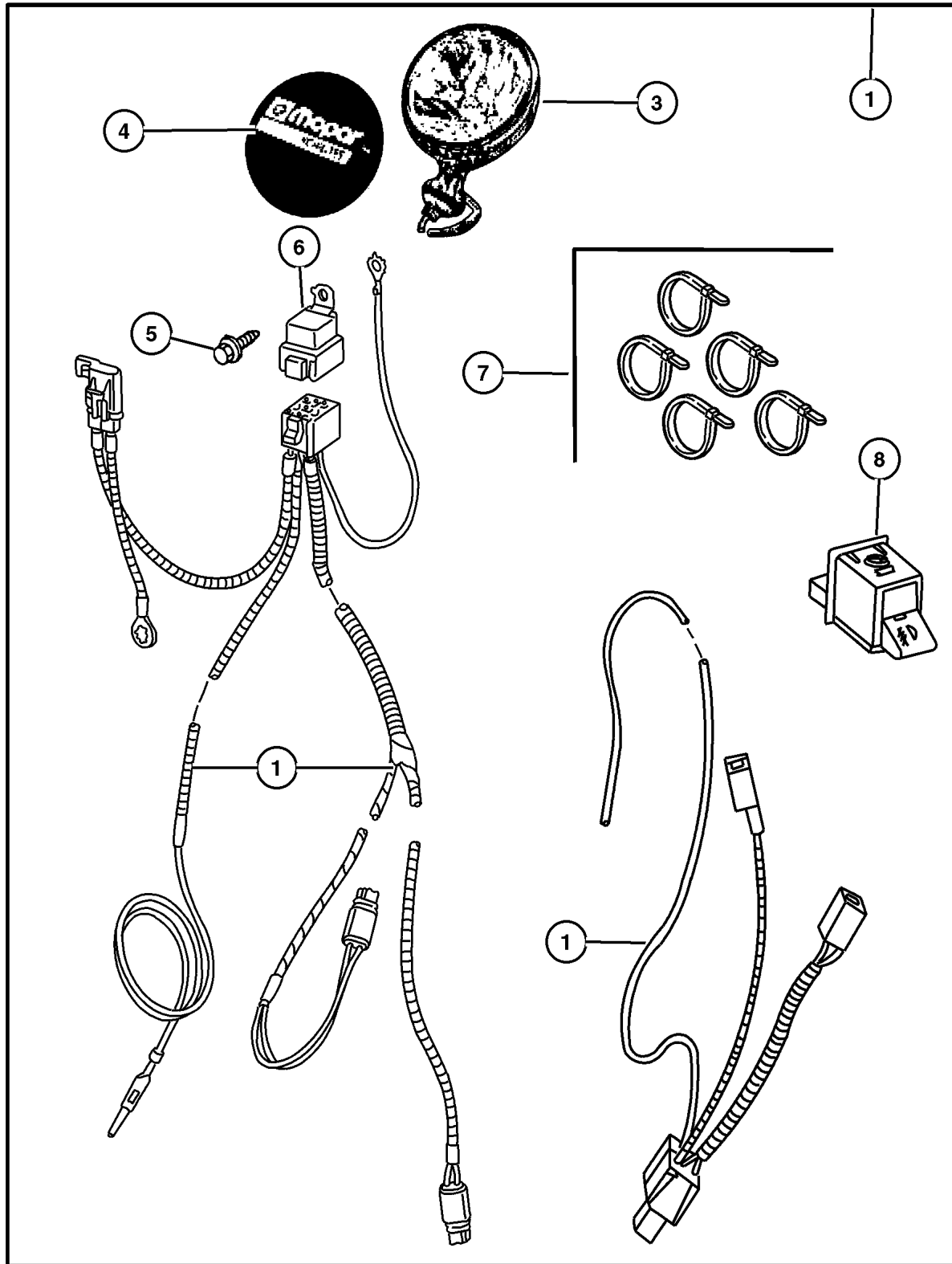
JEEP WRANGLER (TJ)

SERIES	LINE	BODY	ENGINE	TRANSMISSION
H = Sport	J = Wrangler 4WD	77 = 93.4 WB	EPE, EP0 = 2.5L Power Tech	DGG, DGD = 32RH 3 Spd. Auto.
L = SE	U = Wrangler 4WD (RHD)		ERH, ER0 = 4.0L Power Tech	DDQ = 5 Spd. Manual
P = Sahara				DDD = 5 Speed HD Manual
				DG0 = Auto. Trans.
				DBB = Manual Trans.

AR = Use as required - = Non illustrated part # = New this model year

May 2, 2002

Light Kit - Fog
Figure 001-610



ITEM	PART NUMBER	QTY	LINE	BODY	DESCRIPTION
------	-------------	-----	------	------	-------------

NOTE: Light Packages - use 55 watt Bulb only. manual, 12 Disc Magazine.

NOTE: Use Bracket Kit #82202610 for Front Tube Bumpers manual, 12 Disc Magazine.

1	8220 6505	1	J	77	LIGHT PACKAGE, Fog
-2	4864 773	1	J	77	RETAINER, Fog Lamp Bulb
3	L00H 355W	1	J	77	BULB, Fog Lamp, H-3 55 WATT, H-3 Bulb, 55 Watts
4	8220 2586	1			COVER KIT, Light, Consists of : 2- Black with White Jeep Logo and Package of Knobs
5	0154 552	1	J	77	SCREW, Hex Head, .190-16x.625
6	4638 271	1	J	77	RELAY PACKAGE, Electrical
7	4641 780	1	J	77	STRAP, Tie
8	5600 7247	1	J	77	SWITCH, Fog Lamp
-9					WIRING KIT, Fog Light, Services in Package, (NOT SERVICED)

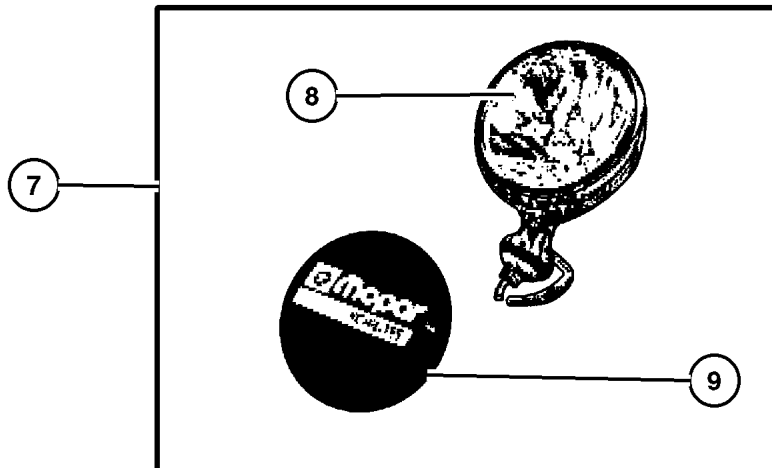
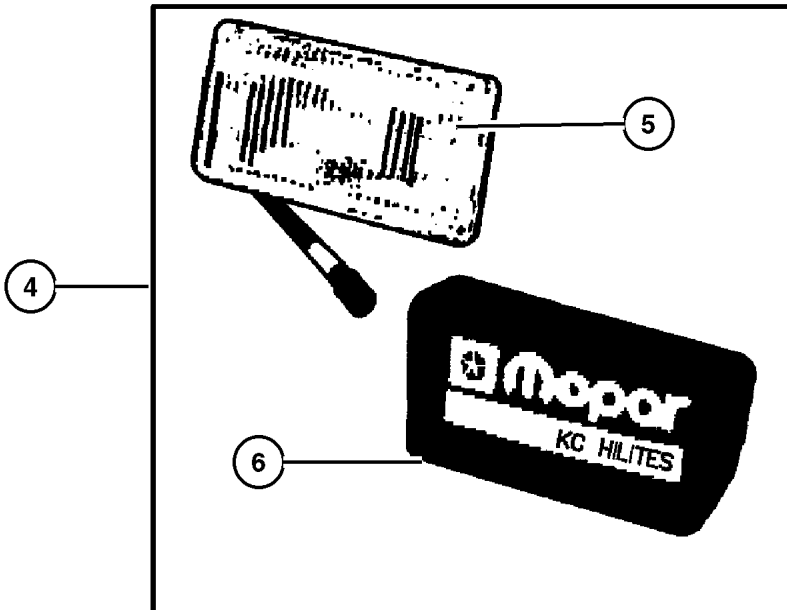
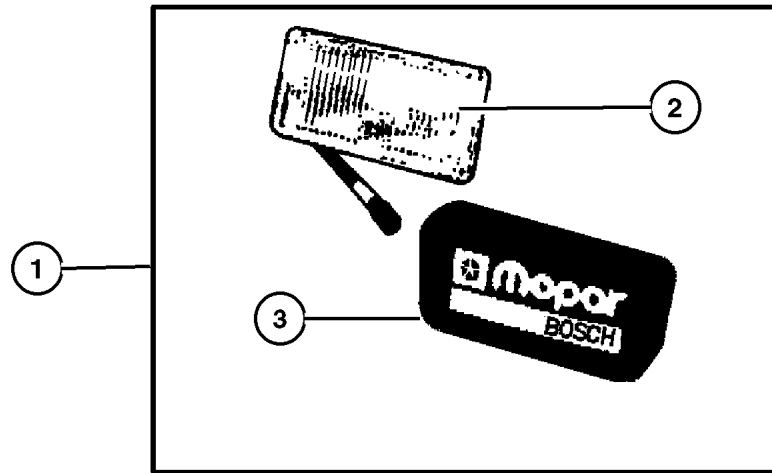
JEEP WRANGLER (TJ)

SERIES	LINE	BODY	ENGINE	TRANSMISSION
H = Sport	J = Wrangler 4WD	77 = 93.4 WB	EPE, EP0 = 2.5L Power Tech	DGG, DGD = 32RH 3 Spd. Auto.
L = SE	U = Wrangler 4WD (RHD)		ERH, ER0 = 4.0L Power Tech	DDQ = 5 Spd. Manual
P = Sahara				DDD = 5 Speed HD Manual
				DG0 = Auto. Trans.
				DBB = Manual Trans.

AR = Use as required - = Non illustrated part # = New this model year

May 2, 2002

Light Kit - Off Road
Figure 001-620



ITEM	PART NUMBER	QTY	LINE	BODY	DESCRIPTION
1					LIGHT KIT, Off Road, 5 x 7'
	8220 1775	1	J	77	Black Metal
	8220 1776	1	J	77	Chrome
	8220 1252	1	J	77	Black Plastic
2	4720 330	1	J	77	LENS, Fog Lamp
3	4720 332	1	J	77	COVER, Fog Lamp
4					LIGHT KIT, Off Road, 6 x 9'
	8220 3691	1	J	77	Black Powder Coat
	8220 3692	1	J	77	Chrome
5	4720 316	1	J	77	LENS, Fog Lamp
6	4720 317	1	J	77	COVER, Fog Lamp
7					LIGHT KIT, Off Road, 6' Round
	8220 1777	1	J	77	Black Chrome
	8220 1778	1	J	77	Chrome
8	4720 333	1	J	77	LENS, Fog Lamp
9	4720 327	1	J	77	COVER, Off Road Lamp
-10	L00H 355W	1	J	77	BULB, Fog Lamp, H-3 55 WATT

JEEP WRANGLER (TJ)

SERIES	LINE	BODY	ENGINE	TRANSMISSION
H = Sport	J = Wrangler 4WD	77 = 93.4 WB	EPE, EP0 = 2.5L Power Tech	DGG, DGD = 32RH 3 Spd. Auto.
L = SE	U = Wrangler 4WD (RHD)		ERH, ER0 = 4.0L Power Tech	DDQ = 5 Spd. Manual
P = Sahara				DDD = 5 Speed HD Manual
				DG0 = Auto. Trans.
				DBB = Manual Trans.

AR = Use as required - = Non illustrated part # = New this model year

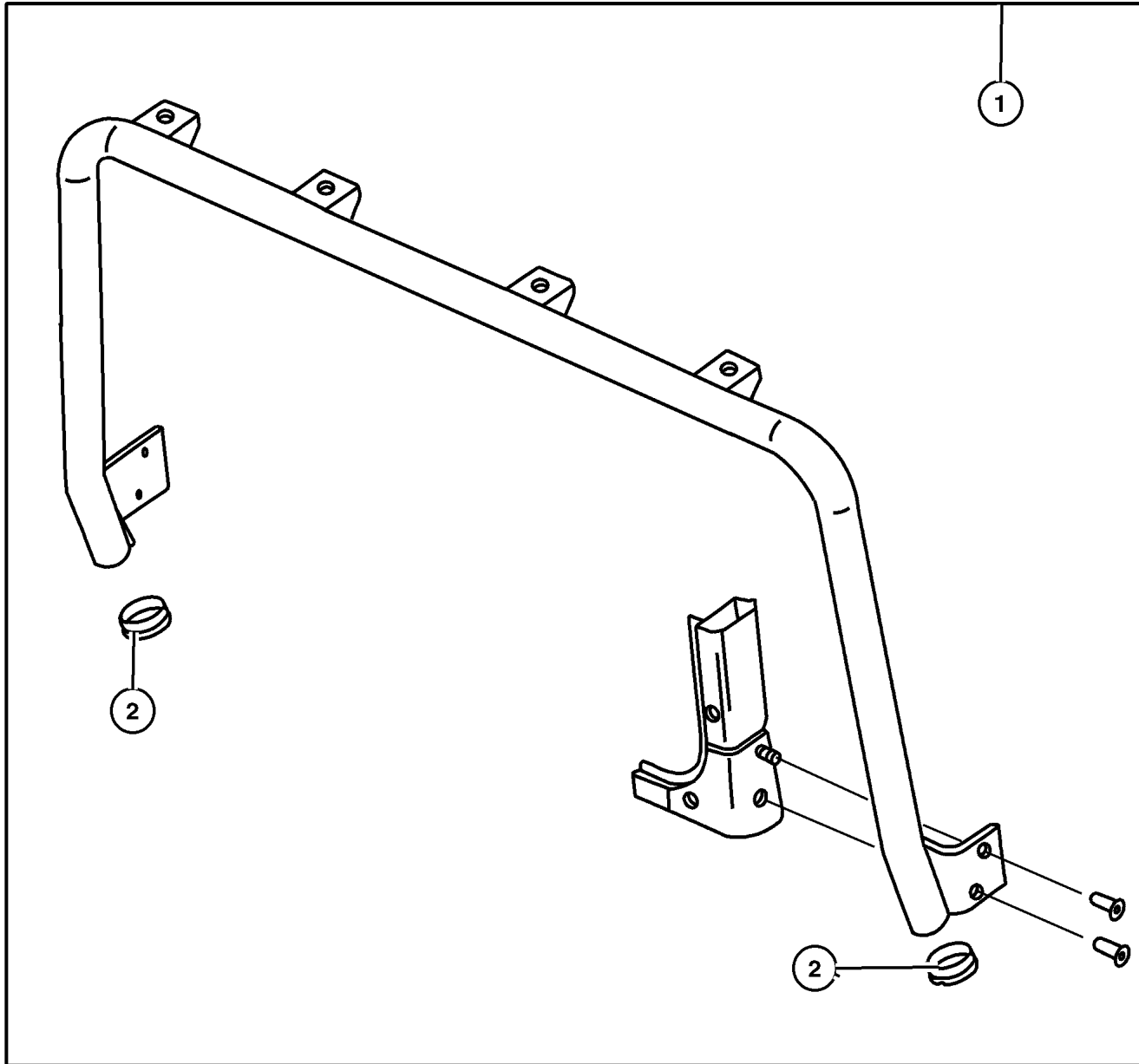
May 2, 2002

Bar Kit - Light Windshield
Figure 001-630

ITEM	PART NUMBER	QTY	LINE	BODY	DESCRIPTION
------	-------------	-----	------	------	-------------

NOTE: Windshield mount holds up to four lights. Includes wire harness. Windshield cannot be lowered. manual, 12 Disc Magazine.

1					BAR KIT, Light-Windshield
	8220 3317	1	J	77	Steel painted Black
	8220 3320	1	J	77	Aluminum Black Anodized
	8220 3322	1	J	77	Chromed Steel
2	4897 579AA	1	J	77	END CAP, Light Bar



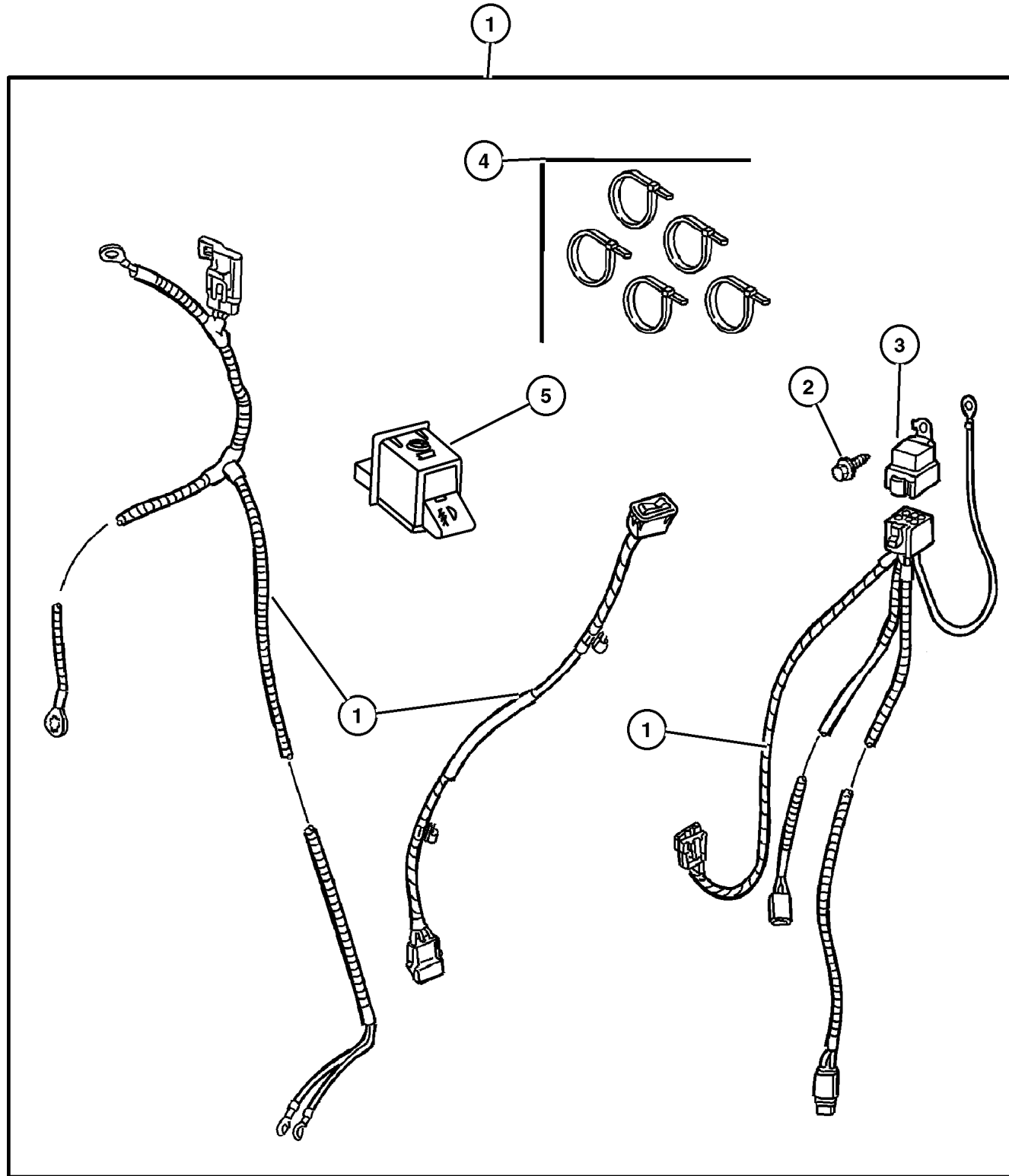
JEEP WRANGLER (TJ)

SERIES	LINE	BODY	ENGINE	TRANSMISSION
H = Sport	J = Wrangler 4WD	77 = 93.4 WB	EPE, EP0 = 2.5L Power Tech	DGG, DGD = 32RH 3 Spd. Auto.
L = SE	U = Wrangler 4WD (RHD)		ERH, ER0 = 4.0L Power Tech	DDQ = 5 Spd. Manual
P = Sahara				DDD = 5 Speed HD Manual
				DG0 = Auto. Trans.
				DBB = Manual Trans.

AR = Use as required - = Non illustrated part # = New this model year

May 2, 2002

**Installation Package - Lights Off Road
Figure 001-640**



ITEM	PART NUMBER	QTY	LINE	BODY	DESCRIPTION
1	8220 2526	1	J	77	INSTALLATION PACKAGE, Off Road Light
2	0154 552	1	J	77	SCREW, Hex Head, .190-16x.625
3	4638 271	1	J	77	RELAY PACKAGE, Electrical
4	6015 756	1			STRAP, Tie
5	5269 430	1	J	77	SWITCH, Fog Lamp

JEEP WRANGLER (TJ)

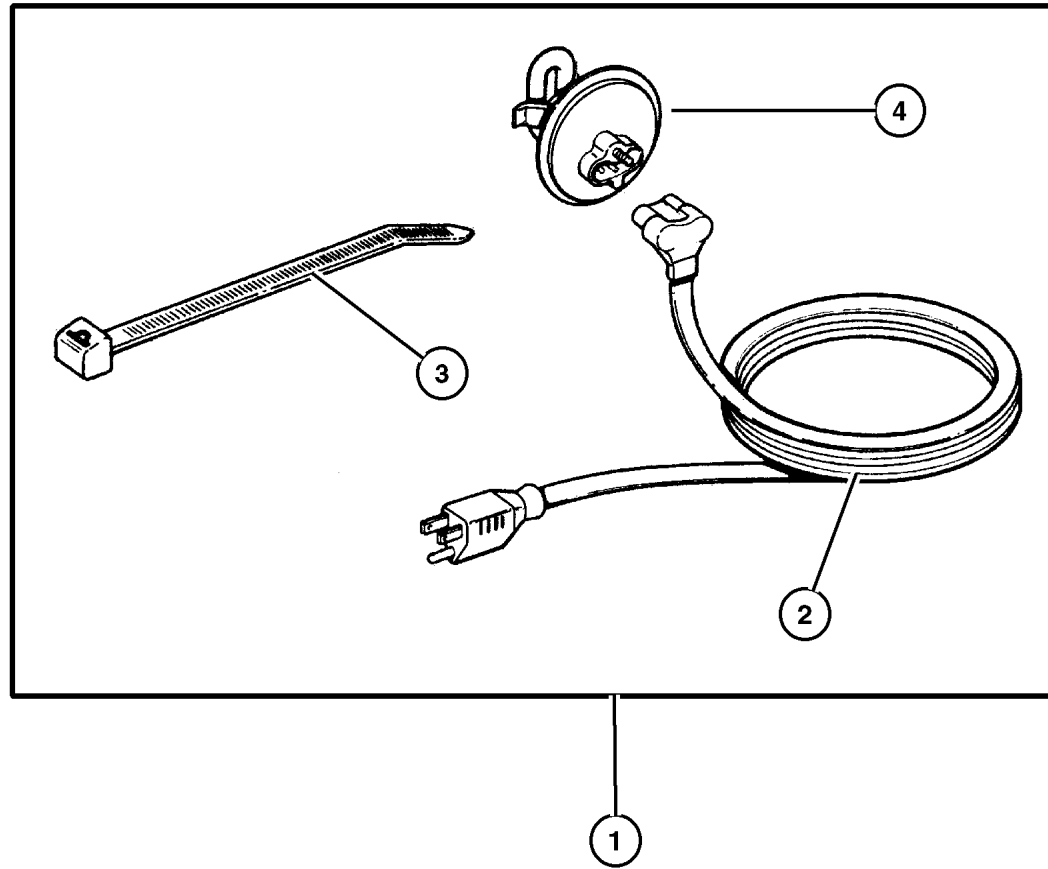
SERIES	LINE	BODY	ENGINE	TRANSMISSION
H = Sport	J = Wrangler 4WD	77 = 93.4 WB	EPE, EP0 = 2.5L Power Tech	DGG, DGD = 32RH 3 Spd. Auto.
L = SE	U = Wrangler 4WD (RHD)		ERH, ER0 = 4.0L Power Tech	DDQ = 5 Spd. Manual
P = Sahara				DDD = 5 Speed HD Manual
				DG0 = Auto. Trans.
				DBB = Manual Trans.

AR = Use as required - = Non illustrated part # = New this model year

May 2, 2002

Heater Kit - Engine Block
Figure 001-650

ITEM	PART NUMBER	QTY	LINE	BODY	DESCRIPTION
1					HEATER PACKAGE, Engine Block
	8220 1505	1			2.5L Engine
	8220 1506	1			4.0L Engine
2					CORD, Engine Block Heater
	5300 0878	1	J	77	2.5L Engine
	J575 2677	1	J	77	4.0L Engine
3	4641 780	1			STRAP, Tie
4					HEATER, Engine Block, Serviced only in package, (NOT SERVICED)



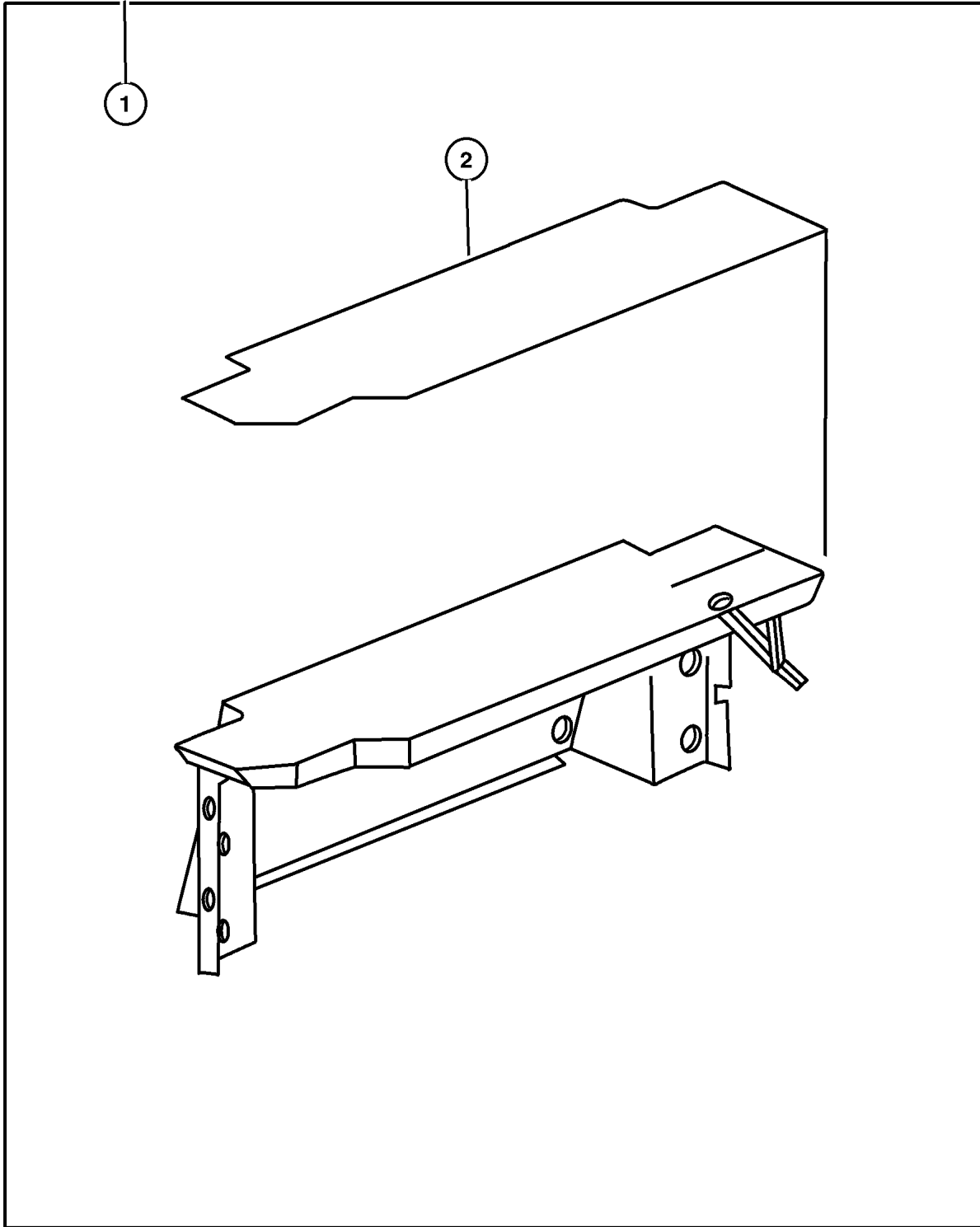
JEEP WRANGLER (TJ)				
SERIES	LINE	BODY	ENGINE	TRANSMISSION
H = Sport	J = Wrangler 4WD	77 = 93.4 WB	EPE, EP0 = 2.5L Power Tech	DGG, DGD = 32RH 3 Spd. Auto.
L = SE	U = Wrangler 4WD (RHD)		ERH, ER0 = 4.0L Power Tech	DDQ = 5 Spd. Manual
P = Sahara				DDD = 5 Speed HD Manual
				DG0 = Auto. Trans.
				DBB = Manual Trans.

AR = Use as required - = Non illustrated part # = New this model year

May 2, 2002

Storage Kit - Enclosure
Figure 001-810

ITEM	PART NUMBER	QTY	LINE	BODY	DESCRIPTION
1	8220 2313	1			STORAGE KIT, Enclosure
2					CARPET KIT, Enclosure
	8220 4666	1	J	77	Agate
	8220 4667	1	J	77	Camel

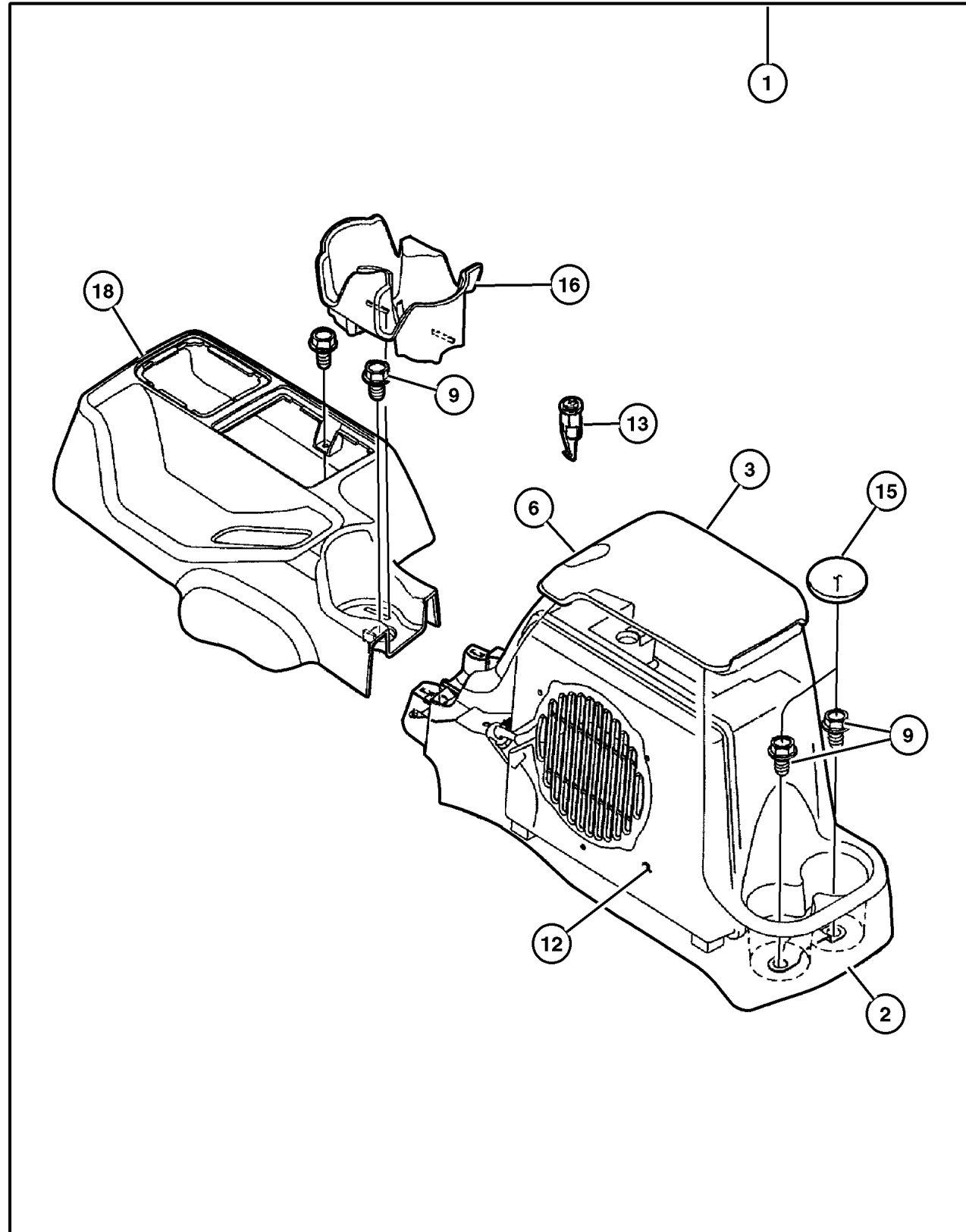


JEEP WRANGLER (TJ)		BODY	ENGINE	TRANSMISSION
SERIES	LINE			
H = Sport	J = Wrangler 4WD	77 = 93.4 WB	EPE, EP0 = 2.5L Power Tech	DGG, DGD = 32RH 3 Spd. Auto.
L = SE	U = Wrangler 4WD (RHD)		ERH, ER0 = 4.0L Power Tech	DDQ = 5 Spd. Manual
P = Sahara				DDD = 5 Speed HD Manual
				DG0 = Auto. Trans.
				DBB = Manual Trans.

AR = Use as required - = Non illustrated part # = New this model year

May 2, 2002

Console Kit - Floor
Figure 001-820



ITEM	PART NUMBER	QTY	LINE	BODY	DESCRIPTION
1					CONSOLE PACKAGE, Center
	#8220 6341	1	J	77	Camel/Tan
	#8220 6342	1	J	77	Agate
	#8220 6344	1	J	77	Camel/Tan with Sub Woofer
	#8220 6345	1	J	77	Agate with Sub Woofer
2					CONSOLE, Floor
	#5HE62 RK5AC	1	J	77	Camel/Tan
	#5HE62 LAZAC	1	J	77	Agate
3					LID, Center Console Storage
	#5HE63 RK5AA	1			Camel/Tan
	#5HE63 LAZAC	1			Agate
-4	#55315 039AB	1			HINGE, Floor Console Lid
-5					BIN, Storage
	#55315 040AB	1			With Speaker
	#55315 042AA	1			
6	#55315 041AB	1			LATCH, Armrest Lid
-7	#55315 043AC	1			PLATE, Speaker, Remove for use with Speaker
-8	#55315 051AA	2			BUMPER, Glove Box Door
9	6032 723	2			SCREW, Self Tapping, M4.2x1.69x19.05
-10	#6034 833	2			CLIP, Push, .164-7.5
-11	56009 941AA	1			CHOKE, Speaker
12	#56038 609AC	1			SPEAKER, Sub Woofer
13	4746 305	1	J	77	CYLINDER, Console Lock
-14					SCREW, M6.3x1.81x30.0, (NOT SERVICED)
15	#55315 050AA	1			MAT, Floor
16	#55315 038AC	1	J	77	CUPHOLDER, Console
-17	0154 552	1	J	77	SCREW, Hex Head, .190-16x.625
18					CONSOLE, Floor
	#5HF13 RK5AB	1			Camel/Tan
	#5HF13 LAZAB	1			Agate
-19					WIRING, Serviced in Kit, (NOT SERVICED)

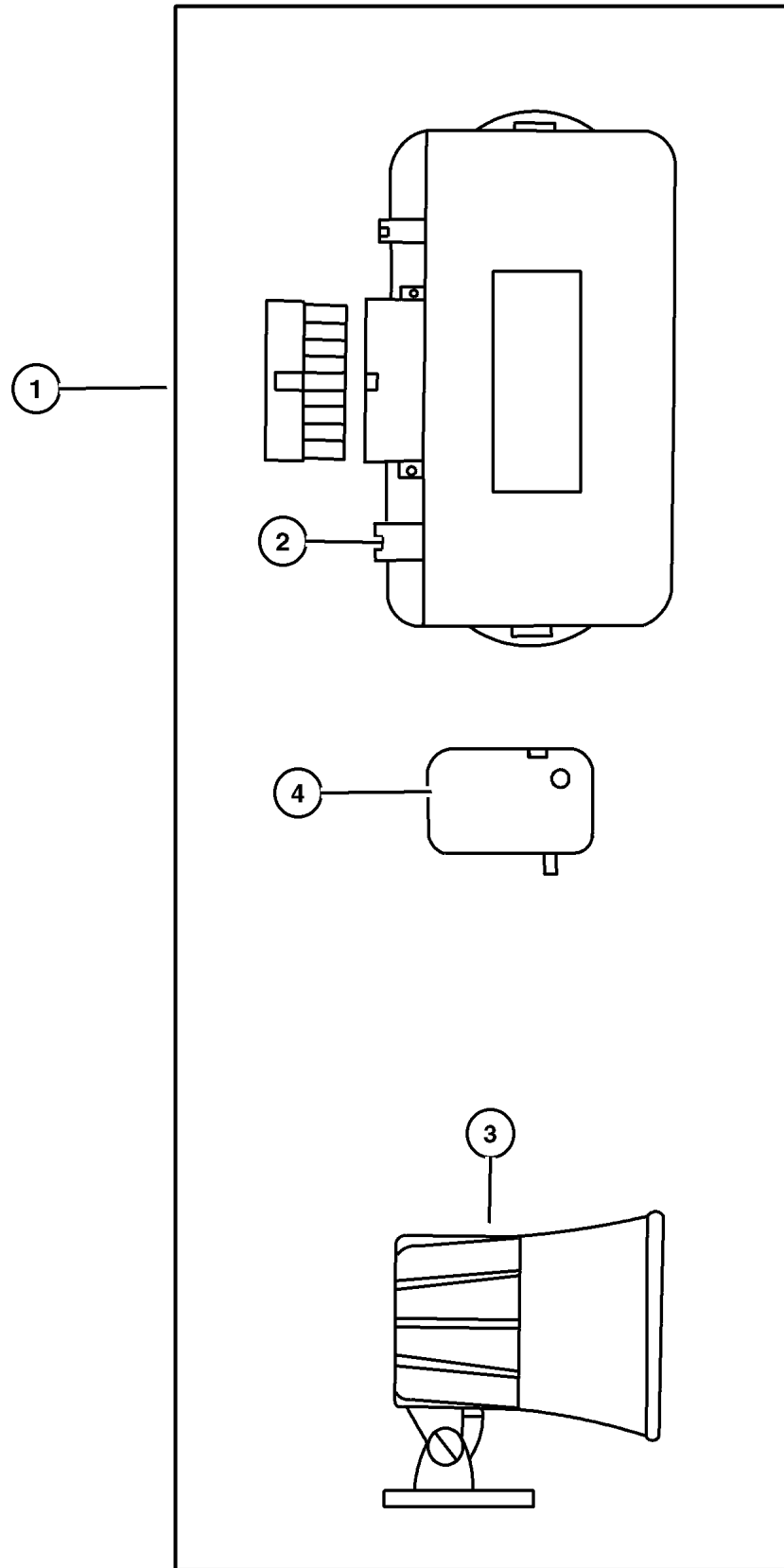
JEEP WRANGLER (TJ)

SERIES	LINE	BODY	ENGINE	TRANSMISSION
H = Sport	J = Wrangler 4WD	77 = 93.4 WB	EPE, EP0 = 2.5L Power Tech	DGG, DGD = 32RH 3 Spd. Auto.
L = SE	U = Wrangler 4WD (RHD)		ERH, ER0 = 4.0L Power Tech	DDQ = 5 Spd. Manual
P = Sahara				DDD = 5 Speed HD Manual
				DG0 = Auto. Trans.
				DBB = Manual Trans.

AR = Use as required - = Non illustrated part # = New this model year

May 2, 2002

Alarm - EVS Base System
Figure 001-910



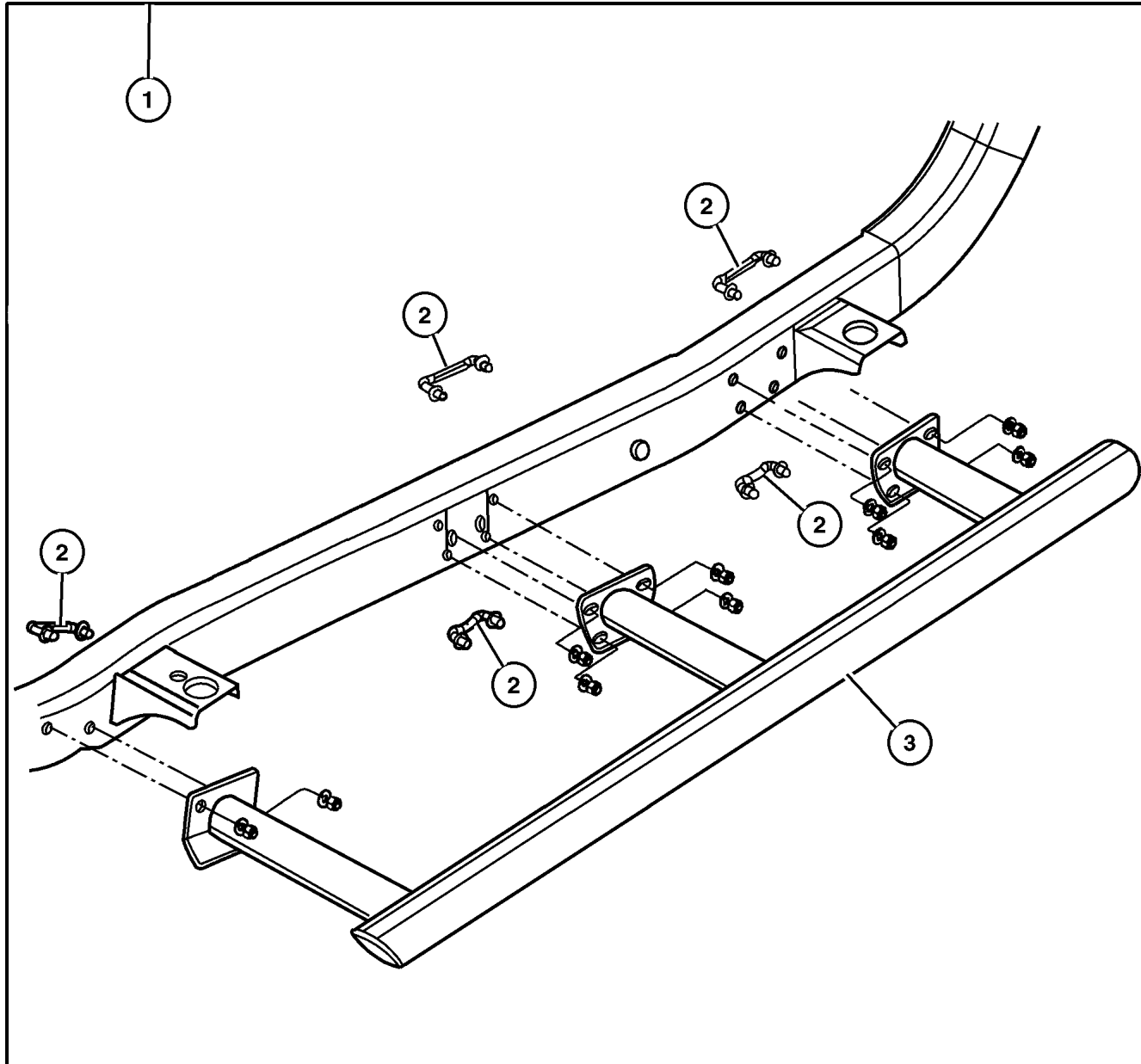
ITEM	PART NUMBER	QTY	LINE	BODY	DESCRIPTION
1	8220 3763	1	J	77	MODULE KIT, Alarm without Keyless
2	5012 164AA	1	J	77	MODULE, Security Alarm
3	8220 3198	1	J	77	SIREN, Alarm
4	4886 374AA	1	J	77	TRANSMITTER, Alarm or Keyless
-5	4636 141	1	J	77	BATTERY, Transmitter
-6	#8220 6768	1	J	77	WIRING KIT, Alarm without Keyless

JEEP WRANGLER (TJ)				
SERIES	LINE	BODY	ENGINE	TRANSMISSION
H = Sport	J = Wrangler 4WD	77 = 93.4 WB	EPE, EP0 = 2.5L Power Tech	DGG, DGD = 32RH 3 Spd. Auto.
L = SE	U = Wrangler 4WD (RHD)		ERH, ER0 = 4.0L Power Tech	DDQ = 5 Spd. Manual
P = Sahara				DDD = 5 Speed HD Manual
				DG0 = Auto. Trans.
				DBB = Manual Trans.

AR = Use as required - = Non illustrated part # = New this model year

Guard - Rock Rails Figure 001-1020

ITEM	PART NUMBER	QTY	LINE	BODY	DESCRIPTION
1	#8220 6457	1	J	77	GUARD KIT, Bodyside
2	#5066 240AA	1	J	77	BOLT, M Bolt, Includes: Bolt, Two Nuts and Two Retainers
3	#5071 494AA	1	J	77	GUARD, Bodyside Right
	#5071 495AA	1	J	77	

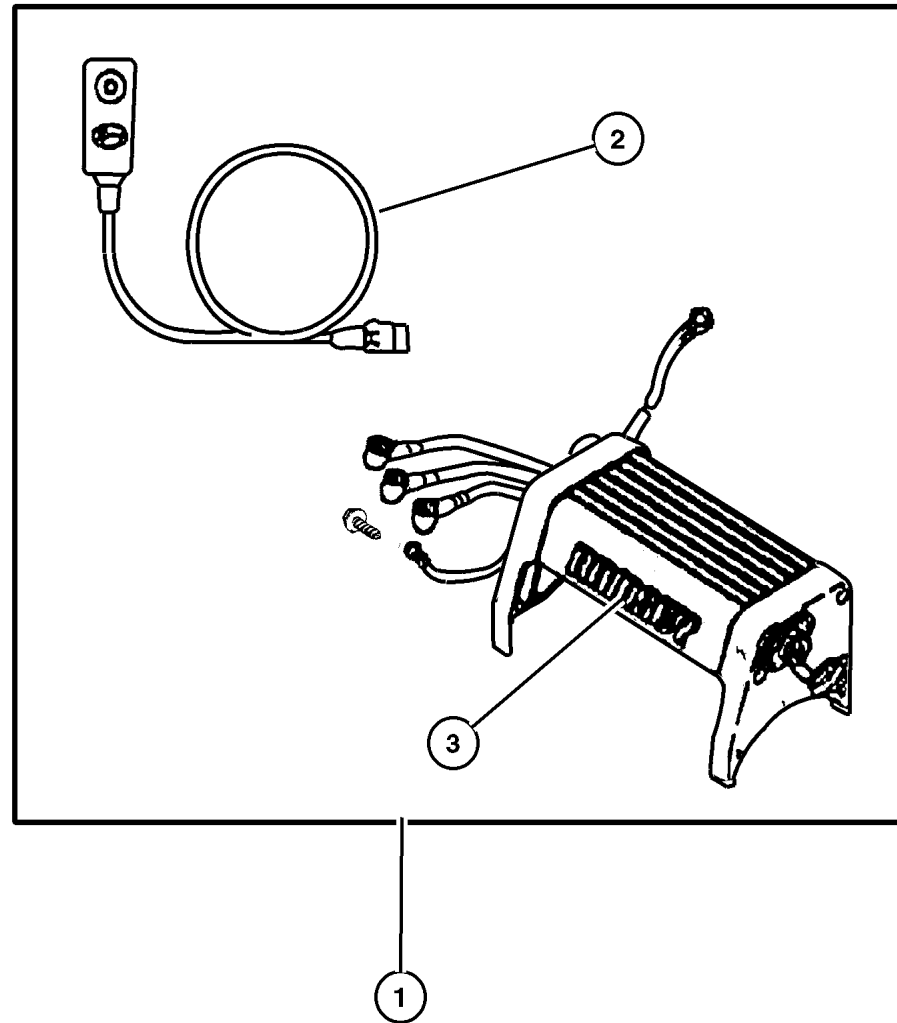


JEEP WRANGLER (TJ)				
SERIES	LINE	BODY	ENGINE	TRANSMISSION
H = Sport	J = Wrangler 4WD	77 = 93.4 WB	EPE, EP0 = 2.5L Power Tech	DGG, DGD = 32RH 3 Spd. Auto.
L = SE	U = Wrangler 4WD (RHD)		ERH, ER0 = 4.0L Power Tech	DDQ = 5 Spd. Manual
P = Sahara				DDD = 5 Speed HD Manual
				DG0 = Auto. Trans.
				DBB = Manual Trans.

AR = Use as required - = Non illustrated part # = New this model year

May 2, 2002

Winch Kit - Power Figure 001-1030



ITEM	PART NUMBER	QTY	LINE	BODY	DESCRIPTION
NOTE: 82202191 requires Mounting Kit # 82204128 manual, 12 Disc Magazine.					
1					WINCH KIT, Power, Ramsey
	8220 6402	1	J	77	6000H Series
	8220 6403	1	J	77	8000H Series with 95 feet Cable
	8220 6404	1	J	77	8000HX Series
2	5018 221AA	1	J	77	CABLE KIT, Winch, Switch Assembly is 12 feet long. Use only with Power Winch
3					SOLENOID, Winch
	5018 363AA	1	J	77	Use for Kits 82206402 and 82206403
	5018 366AA	1	J	77	Use for Kit 82206404
-4					WINCH KIT, Warn
	8220 2191	1	J	77	8000 Pound capacity
	8220 2612	1	J	77	9000 Pound capacity
-5					CABLE KIT, Winch
	5018 241AA	1	J	77	Use for Kit 82202612
	5018 824AA	1	J	77	Use for Kit 82202191
-6	5018 823AA	1	J	77	SOLENOID, Winch, Use for Kit 82202191

JEEP WRANGLER (TJ)				
SERIES	LINE	BODY	ENGINE	TRANSMISSION
H = Sport	J = Wrangler 4WD	77 = 93.4 WB	EPE, EP0 = 2.5L Power Tech	DGG, DGD = 32RH 3 Spd. Auto.
L = SE	U = Wrangler 4WD (RHD)		ERH, ER0 = 4.0L Power Tech	DDQ = 5 Spd. Manual
P = Sahara				DDD = 5 Speed HD Manual
				DG0 = Auto. Trans.
				DBB = Manual Trans.

AR = Use as required - = Non illustrated part # = New this model year

Group – 002

Front Suspension & Drive

GROUP 2 - Front Suspension & Drive

Illustration Title

Group-Fig. No.

Front Suspension

Suspension, Front Spring with Control Arms and Track Bar Fig. 002-110

Bar, Front Sway Fig. 002-120

Front Axle Drive Shafts

Shafts, Front Axle Fig. 002-210

Front Axle Housing

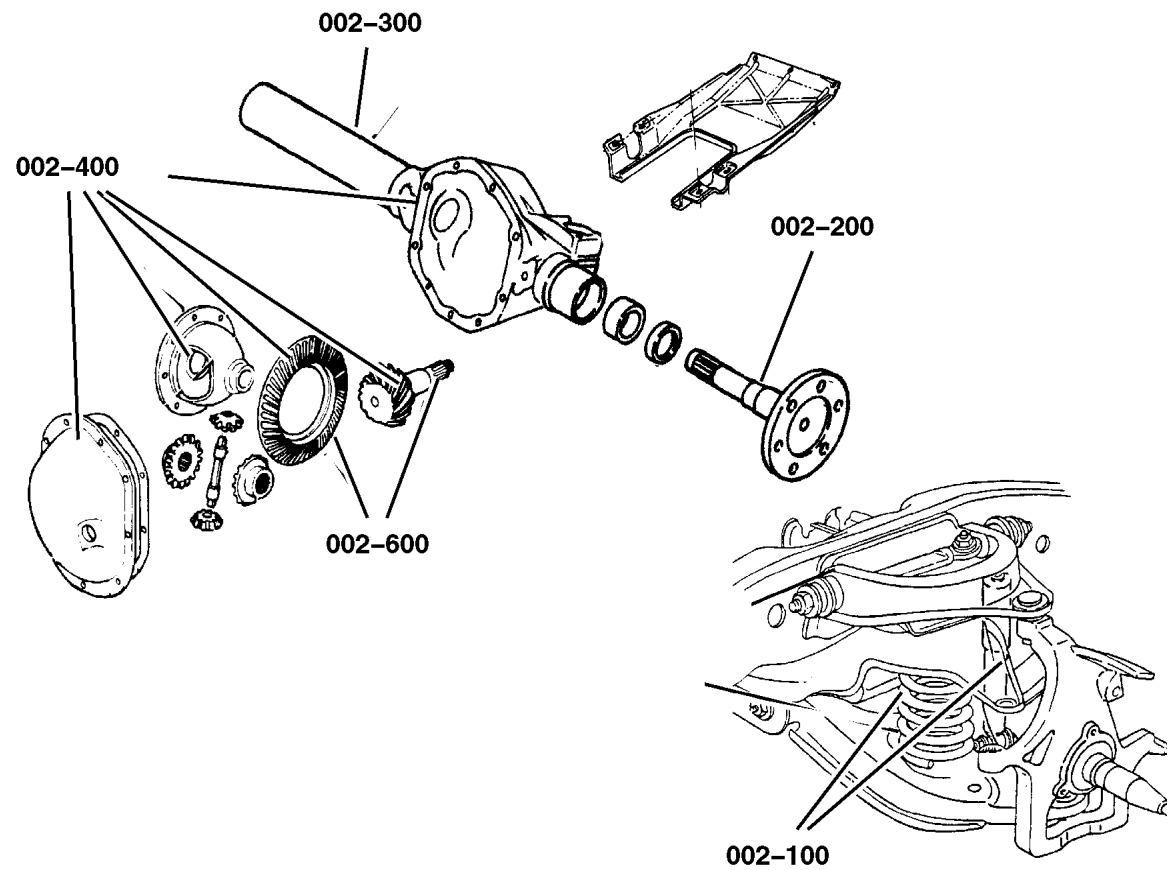
Housing, Front Axle, 4 Wheel Drive Fig. 002-310



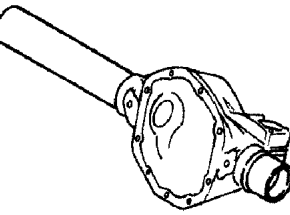
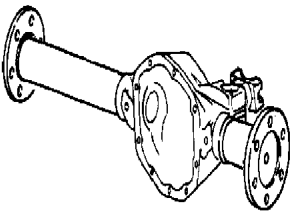
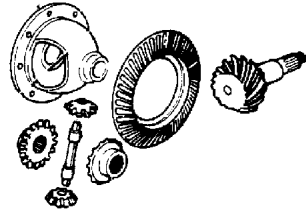
Front Axle Assembly

Axle Assembly, Front, 4 Wheel Drive Fig. 002-410

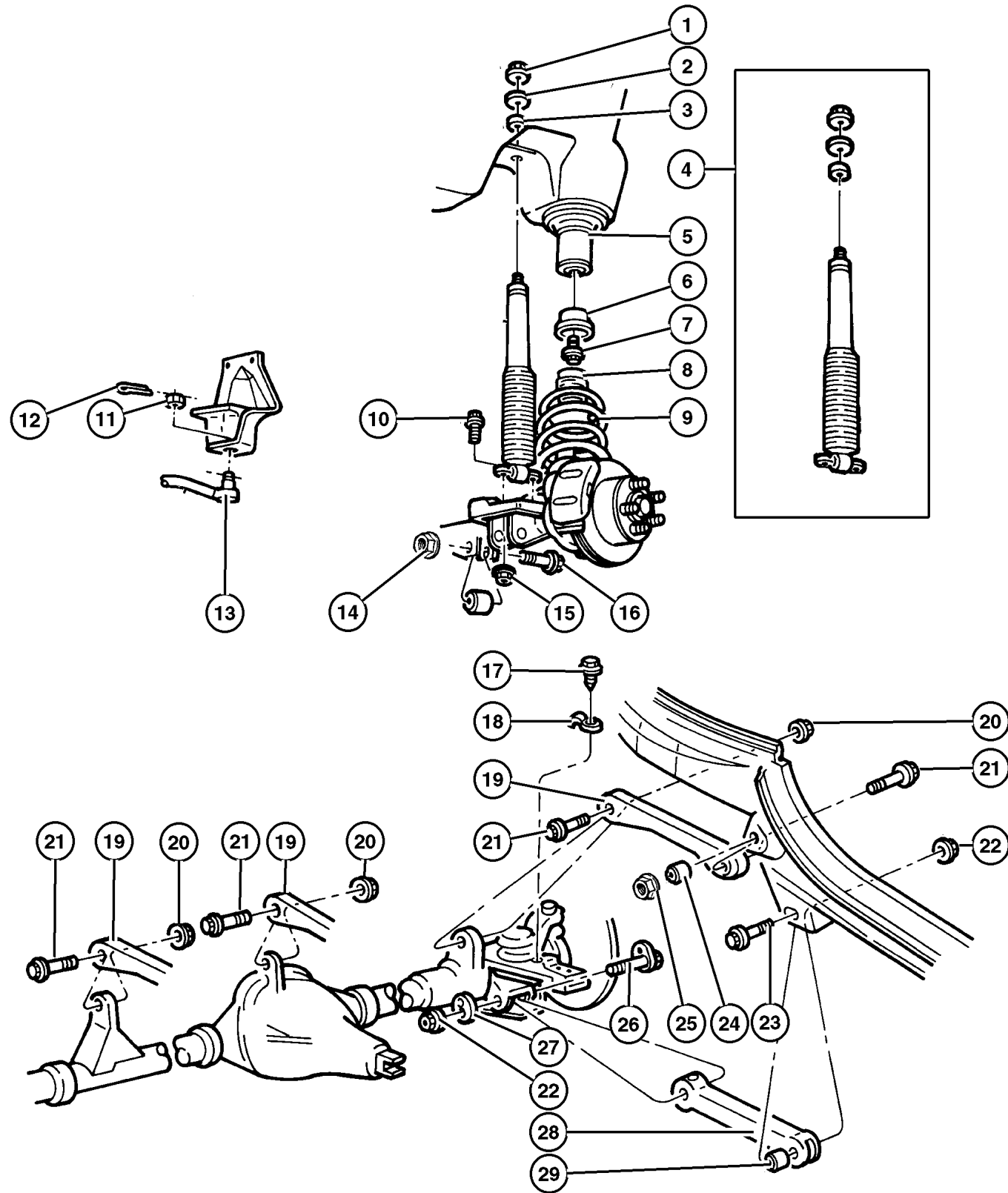
Front Axle Differential

Differential, Front Axle Fig. 002-610



<p>002-100 Front Suspension</p> 	<p>002-200 Front Axle Drive Shafts</p> 	<p>002-300 Front Axle Housing</p> 	<p>002-400 Front Axle Assembly</p> 
<p>002-600 Front Axle Differential</p> 			

Suspension, Front Spring with Control Arms and Track Bar Figure 002-110



ITEM	PART NUMBER	QTY	LINE	BODY	ENGINE	TRANS	DESCRIPTION
Abbreviation UCA=Upper Control Arm---LCA=Lower Control Arm---J=Left Hand Drive---U=Right Hand Drive---Sales Codes will be on your VIN print out . manual, 12 Disc Magazine.							
SDA=Gas Charged---SDU=High Pressure Gas Charged manual, 12 Disc Magazine.							
1	6502 556	2					NUT, Hex, M10-1.5, Shock Mounting, Upper
2	5200 5574	2					RETAINER, Shock Absorber, Upper
3	5208 7768	2					GROMMET, Shock Absorber, Upper
4	4897 567AA	2					SHOCK ABSORBER PACKAGE, Suspension, Front [SDA]
	#4886 533AG	2					[SDU]
5	5208 7767	2					ISOLATOR, Spring, Upper
6	5208 7635	2					CUP, Jounce Bumper
7	6100 402	2					BOLT, Hex Head, M10x35, Jounce Bumper Cup, Mounting
8	5208 7992	2					BUMPER, Jounce
9	52088 126AB	1					SPRING, Front Coil [ZAD,ZND]
	52088 127AB	1					[ZAE,ZNE]
	52088 128AB	1					[ZAF,ZNF]
	52088 129AB	1					[ZAG,ZNG]
10	6502 555	4					BOLT, M8x1.25x30, Shock Mounting, Lower
11	6034 358	1					NUT, Hex, .50-20, Track Bar to Frame Bracket, Mounting
12	1101 0069	6	J				PIN, Cotter, M4x40.00
		6	U				Track Bar to Frame Bracket, Mounting
							Track Bar to Frame Bracket, Mounting
13	5208 8432	1	J				BAR, Track
	5208 8430	1	U				
14	6506 264AA	1	J				NUT, Hex Flange Lock, M10x1.5
	5208 7888	1	U				Track Bar to Axle, Mounting
15	6101 695	4					NUT, Hex Flange Lock, M8x1.25, Shock Mounting, Lower
16	6505 549AA	1					SCREW, Track Bar to Axle, Mounting
17	6502 468	1					SCREW, Hex Flange Head, M8x1.25x20, Lower Spring Bracket, Mounting
18	5200 5917	1					BRACKET, Spring
19	5208 7711	2					ARM, Control, with Bushings, Upper
20	1150 6007	2					NUT, Hex Flange, M10x1.5, UCA to Axle, Mounting
21	6503 085	4					BOLT, Hex Flange Head, M10x1.50x78.20, UCA to Axle, Mounting
22	6502 698	4					NUT, Hex Flange Lock, LCA Mounting to Front Axle and Frame, Mounting

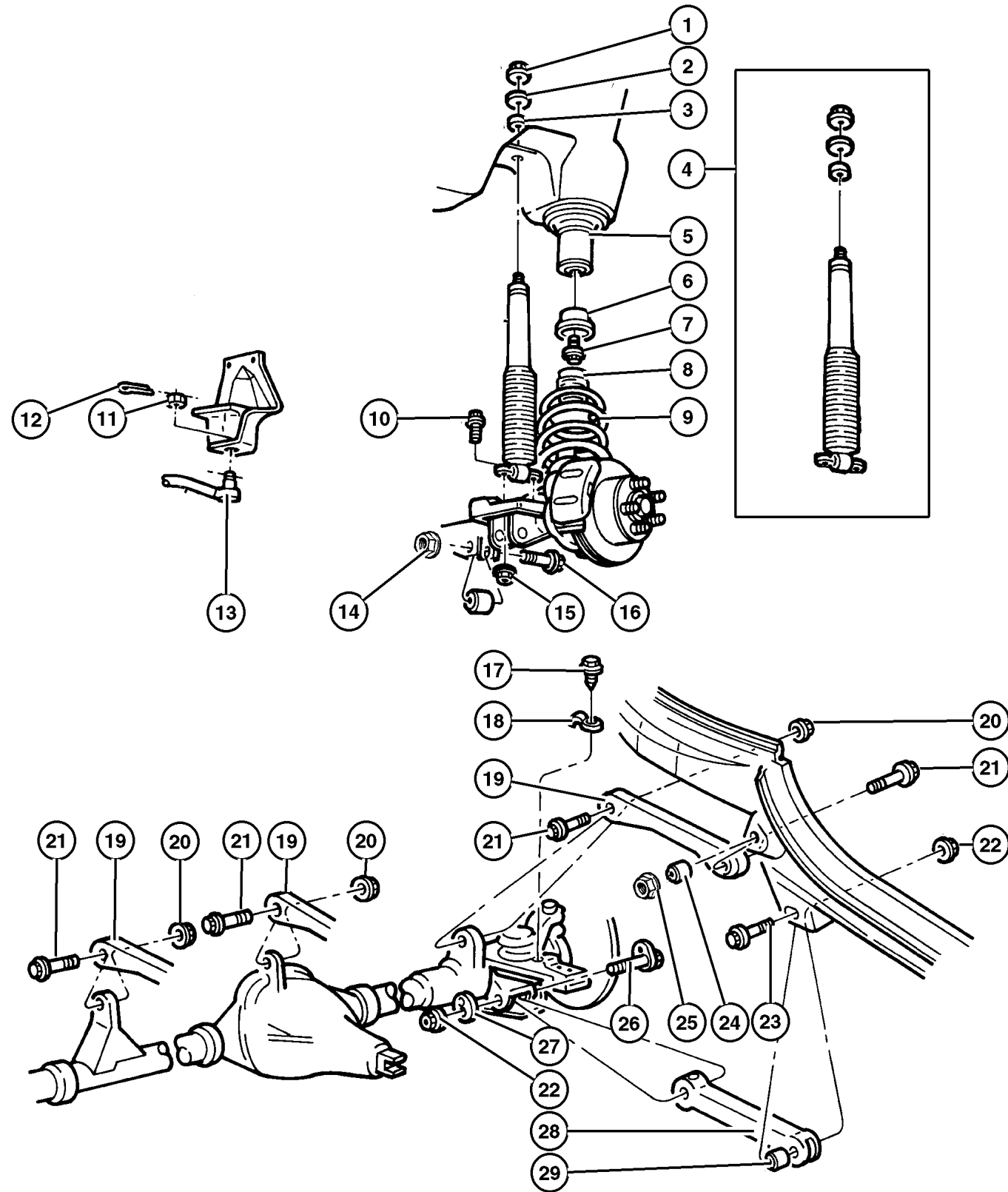
JEEP WRANGLER (TJ)

SERIES	LINE	BODY	ENGINE	TRANSMISSION
H = Sport	J = Wrangler 4WD	77 = 93.4 WB	EPE, EP0 = 2.5L Power Tech	DGG, DGD = 32RH 3 Spd. Auto.
L = SE	U = Wrangler 4WD (RHD)		ERH, ER0 = 4.0L Power Tech	DDQ = 5 Spd. Manual
P = Sahara				DDD = 5 Speed HD Manual
				DG0 = Auto. Trans.
				DBB = Manual Trans.

AR = Use as required - = Non illustrated part # = New this model year

May 2, 2002

Suspension, Front Spring with Control Arms and Track Bar Figure 002-110



ITEM	PART NUMBER	QTY	LINE	BODY	ENGINE	TRANS	DESCRIPTION
23	6506 033AA	2					BOLT, Hex Flange Head, M14x2.0x105, LCA to Frame, Mounting
24	5208 7852	2					BUSHING, Control Arm, Rear to Frame, Upper
25	6503 648	2					NUT AND RETAINER, Hex Flange Lock, m8x1.25, UCA Rear, Mounting
26	6504 238	2					BOLT AND WASHER, Hex Head, M14 x 2.00 x 111.6, LCA to Axle, Mounting
27	6504 236	2					WASHER, M14, LCA to Axle, Mounting
28	5208 8654	2					ARM, Control, With Bushings, Lower
29	5208 8433	4					BUSHING, Control Arm, Rear to Frame, Lower

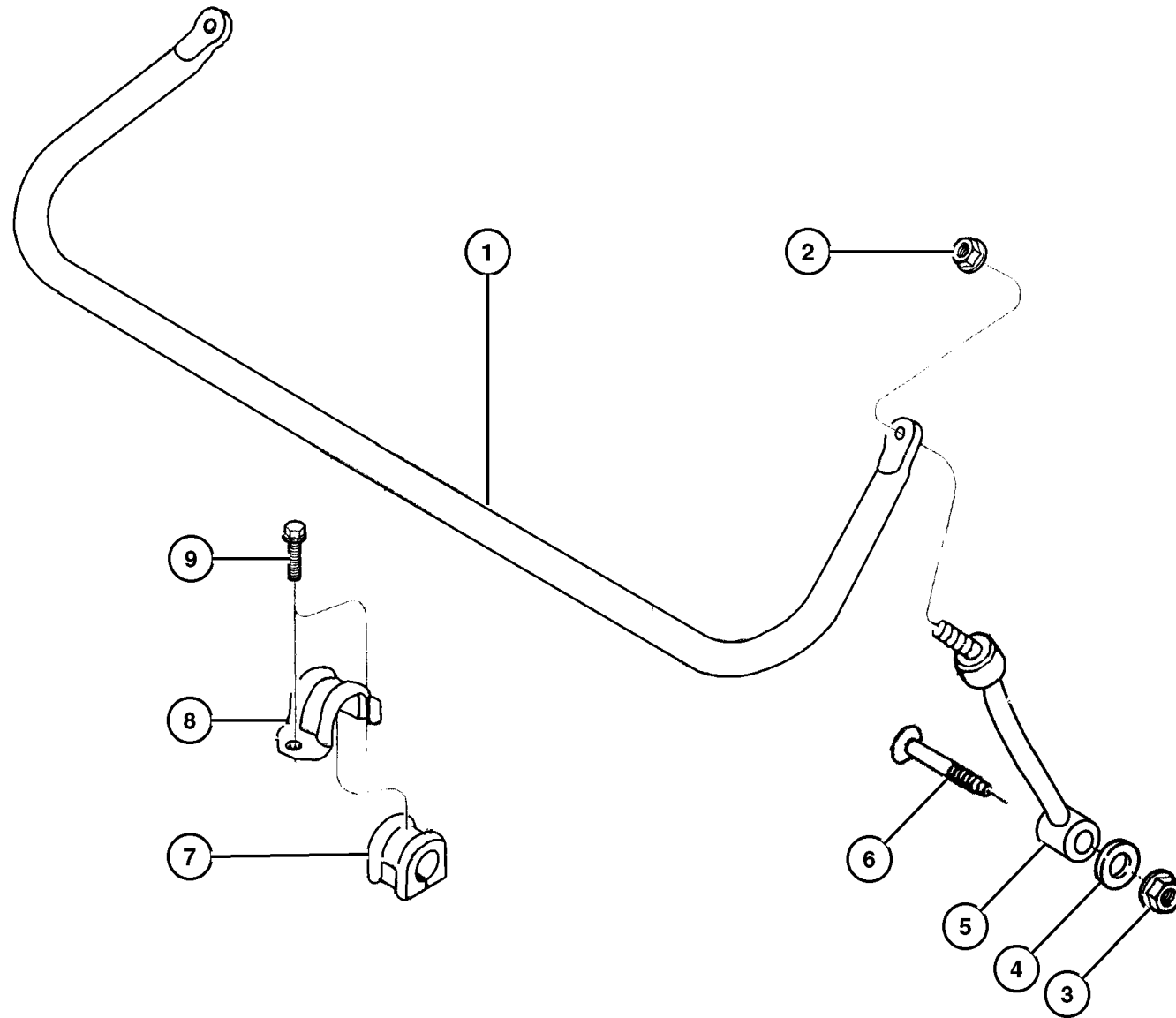
JEEP WRANGLER (TJ)			
SERIES	LINE	BODY	ENGINE
H = Sport	J = Wrangler 4WD	77 = 93.4 WB	EPE, EP0 = 2.5L Power Tech
L = SE	U = Wrangler 4WD (RHD)		ERH, ER0 = 4.0L Power Tech
P = Sahara			

TRANSMISSION
DGG, DGD = 32RH 3 Spd. Auto.
DDQ = 5 Spd. Manual
DDD = 5 Speed HD Manual
DG0 = Auto. Trans.
DBB = Manual Trans.

AR = Use as required - = Non illustrated part # = New this model year

May 2, 2002

Bar, Front Sway
Figure 002-120



ITEM	PART NUMBER	QTY	LINE	BODY	ENGINE	TRANS	DESCRIPTION
1	5208 7824	1					STABILIZER BAR, Front Suspension
2	6502 979	2					NUT AND WASHER, Hex, M10x1.5, Sway Bar to Link
3	6502 697	2					NUT, Hex Flange Lock, M12x1.75, Sway Bar Link To Axle
4							WASHER, ID 13.07 OD 40.00 THK 3.50 , (NOT SERVICED)
5	52087 771AB	2					LINK, Sway Eliminator
6	6505 465AA	2					SCREW, Truss Head, M12x1.75x70, Link To Axle
7	5208 8378	2					BUSHING, Sway Bar
8	5203 7710	2					RETAINER, Sway Bar
9	6102 037AA	4					SCREW AND WASHER, Hex Head, M10x1.50x35, Sway Bar Retainer

JEEP WRANGLER (TJ)

SERIES	LINE	BODY	ENGINE	TRANSMISSION
H = Sport	J = Wrangler 4WD	77 = 93.4 WB	EPE, EP0 = 2.5L Power Tech	DGG, DGD = 32RH 3 Spd. Auto.
L = SE	U = Wrangler 4WD (RHD)		ERH, ER0 = 4.0L Power Tech	DDQ = 5 Spd. Manual
P = Sahara				DDD = 5 Speed HD Manual
				DG0 = Auto. Trans.
				DBB = Manual Trans.

AR = Use as required - = Non illustrated part # = New this model year

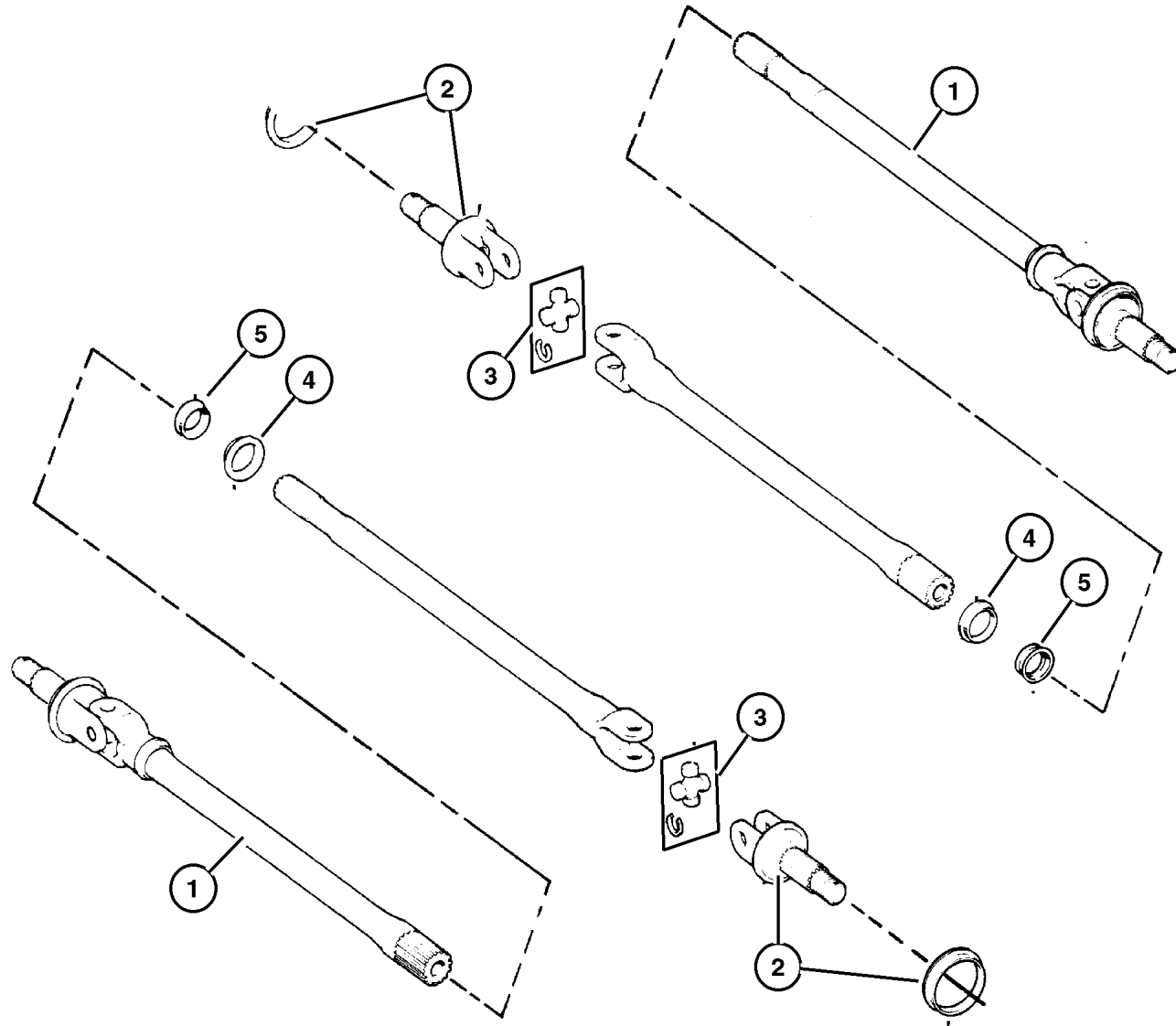
May 2, 2002

Shafts, Front Axle Figure 002-210

ITEM	PART NUMBER	QTY	LINE	BODY	ENGINE	TRANS	DESCRIPTION
------	-------------	-----	------	------	--------	-------	-------------

BGA= Power Front Disc/Rear Drum-----BGK=4 Wheel Antilock Brakes---LHD= Left Hand Drive---RHD= Right Hand Drive manual,
12 Disc Magazine.

1							SHAFT, Axle
	4874 302	1	J				[BGA], Right
	4874 303	1	J				[BGA], Left
	4874 306	1	J				[BGK], Right
	4874 307	1	J				[BGK], Left
	4874 302	1	U				Right
	4874 303	1	U				Left
2							SHAFT, Axle
	8350 0184	2	J				[BGA]
	4728 984	2	J				[BGK] with Tone Ring
	8350 0184	2	U				[BGA]
3							U JOINT, Front Axle
	4137 757	2	J				
		2	U				
4							SLINGER, Oil
	4882 135	2	J				Inner
		2	U				Inner
5							SEAL, Axle Drive Shaft
	4874 477	2	J				
		2	U				



JEEP WRANGLER (TJ)

SERIES	LINE	BODY	ENGINE	TRANSMISSION
H = Sport	J = Wrangler 4WD	77 = 93.4 WB	EPE, EP0 = 2.5L Power Tech	DGG, DGD = 32RH 3 Spd. Auto.
L = SE	U = Wrangler 4WD (RHD)		ERH, ER0 = 4.0L Power Tech	DDQ = 5 Spd. Manual
P = Sahara				DDD = 5 Speed HD Manual
				DG0 = Auto. Trans.
				DBB = Manual Trans.

AR = Use as required - = Non illustrated part # = New this model year

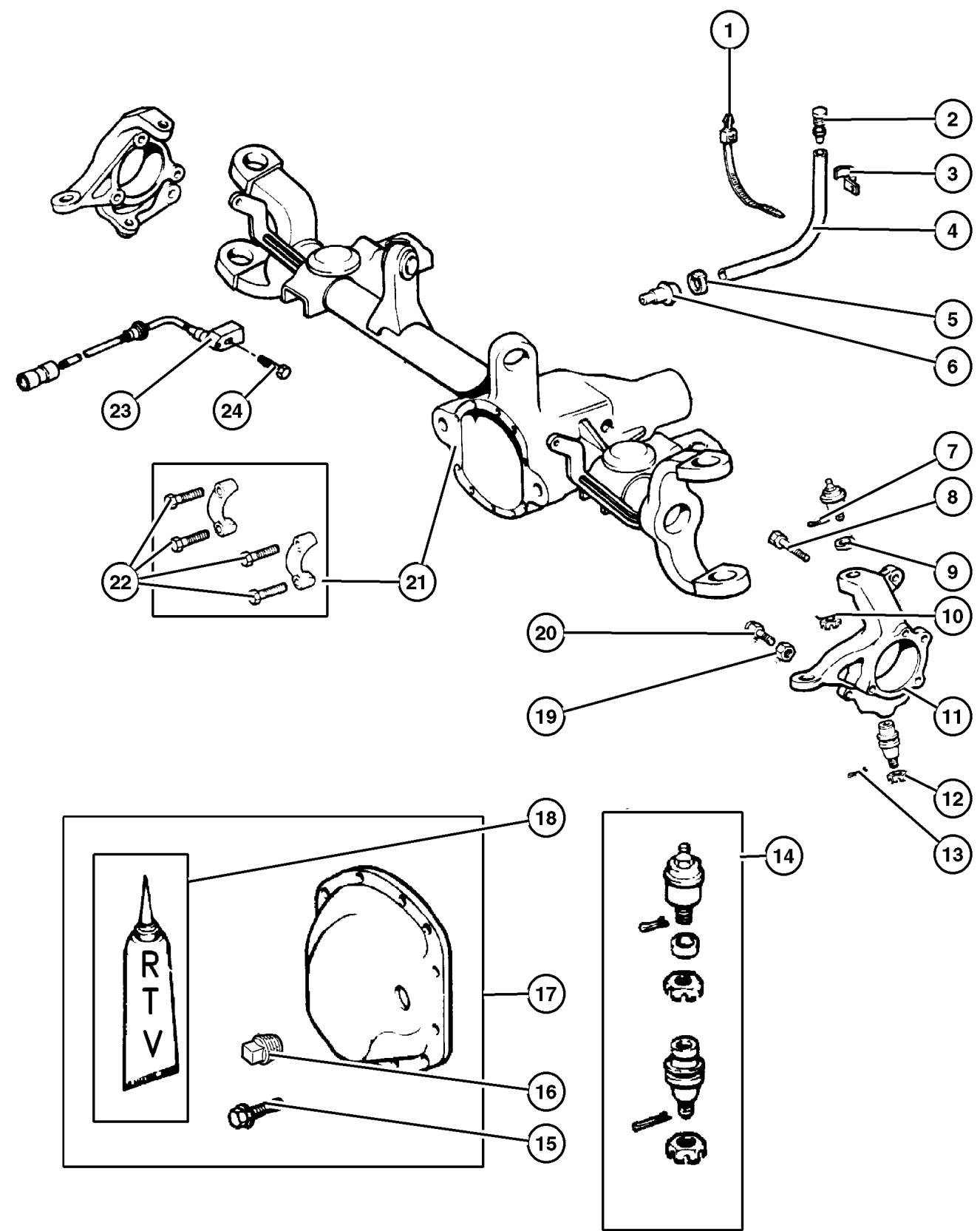
May 2, 2002

Housing,Front Axle,4 Wheel Drive Figure 002-310

ITEM	PART NUMBER	QTY	LINE	BODY	ENGINE	TRANS	DESCRIPTION
1	J417 5376	1					STRAP, Tie, Hold Upper Vent Hose
2	J535 2955	1					VENT, Axle, Upper
3	J014 0780	1					CLIP, Wrap Around
4	HFV0 0516	1					HOSE, Fuel And Vapor, 25 Foot Roll 5/16"
5	6503 573	1					CLIP, Axle Vent Hose
6							VENT, Axle
	4720 944	1	J				Up To and Including 10-01-00, Lower
	8350 4653	1	J				10-02-00 and After, Lower
	4720 944	1	U				Up To and Including 10-01-00, Lower
	8350 4653	1	U				10-02-00 and After, Lower
7							PIN, Cotter, M4x40.00
	1101 0069	6	J				Upper Ball Joint
		2	U				Upper Ball Joint
8							BOLT
	3420 1535	6	J				Knuckle to Hub and Bearing, Mounting
		6	U				Knuckle to Hub and Bearing, Mounting
9							RING, Ball Joint
	8350 0203	2	J				
		2	U				
10							NUT, Hex Slotted
	J012 5258	2	J				Upper Ball Joint, Mounting
		2	U				Upper Ball Joint, Mounting
11							KNUCKLE, Front
	5015 980AA	1	J				Right
	5015 981AA	1	J				Left
	5015 980AA	1	U				Right
	5015 981AA	1	U				Left
12							NUT
	J812 3318	2	J				Lower Ball Joint, Mounting
		2	U				Lower Ball Joint, Mounting
13							PIN, Cotter, M4x40.00
	1101 0069	6	J				Lower Ball Joint, Mounting
		6	U				Lower Ball Joint, Mounting
14							BALL JOINT KIT, Knuckle
	8350 0202	2	J				
		2	U				
15							BOLT, Differential Cover
	2954 031	10	J				
		10	U				
16							PLUG, Differential Cover
	J400 4751	1	J				
		1	U				
17							COVER, Differential

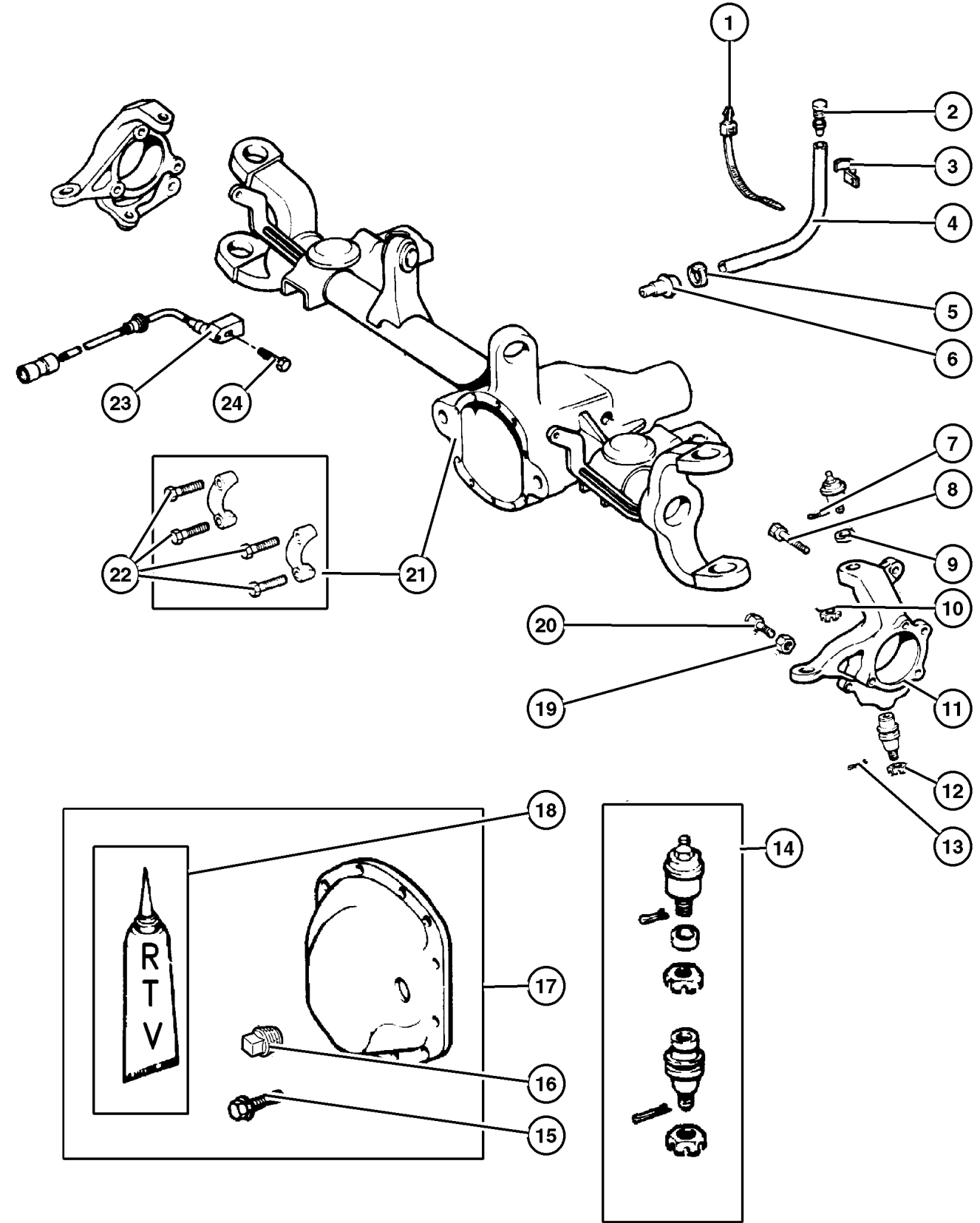
JEEP WRANGLER (TJ)

SERIES	LINE	BODY	ENGINE	TRANSMISSION
H = Sport	J = Wrangler 4WD	77 = 93.4 WB	EPE, EP0 = 2.5L Power Tech	DGG, DGD = 32RH 3 Spd. Auto.
L = SE	U = Wrangler 4WD (RHD)		ERH, ER0 = 4.0L Power Tech	DDQ = 5 Spd. Manual
P = Sahara				DDD = 5 Speed HD Manual
				DG0 = Auto. Trans.
				DBB = Manual Trans.



Housing,Front Axle,4 Wheel Drive Figure 002-310

ITEM	PART NUMBER	QTY	LINE	BODY	ENGINE	TRANS	DESCRIPTION
	4713 451	1	J				Consists 1-Cover-10-Cover Screws,and 1 Plug
18	5010 884AA	1	U				Consists 1-Cover-10-Cover Screws,and 1 Plug SEALANT, RTV
		1	J				
		1	U				
19	S011 4494	2	J				NUT, Steering Knuckle Stop Bolt
		2	U				Stop Bolt
20							BOLT, Steering Knuckle Stop
	1791 701	2	J				
		2	U				
21							HOUSING, Axle
	4864 840	1	J				Up To and Including 10-01-00
	4864 840AB	1	J				10-02-00 and After
	4864 904	1	U				Up To and Including 10-01-00
	#4864 904AB	1	U				10-02-00 and After
22							BOLT, Differential
	4897 482AB	4	J				
		4	U				
23	5602 7727	2	J				SENSOR, Anti-Lock Brakes
24	8350 4920	2	J				BOLT, Sensor Mounting, Mounting



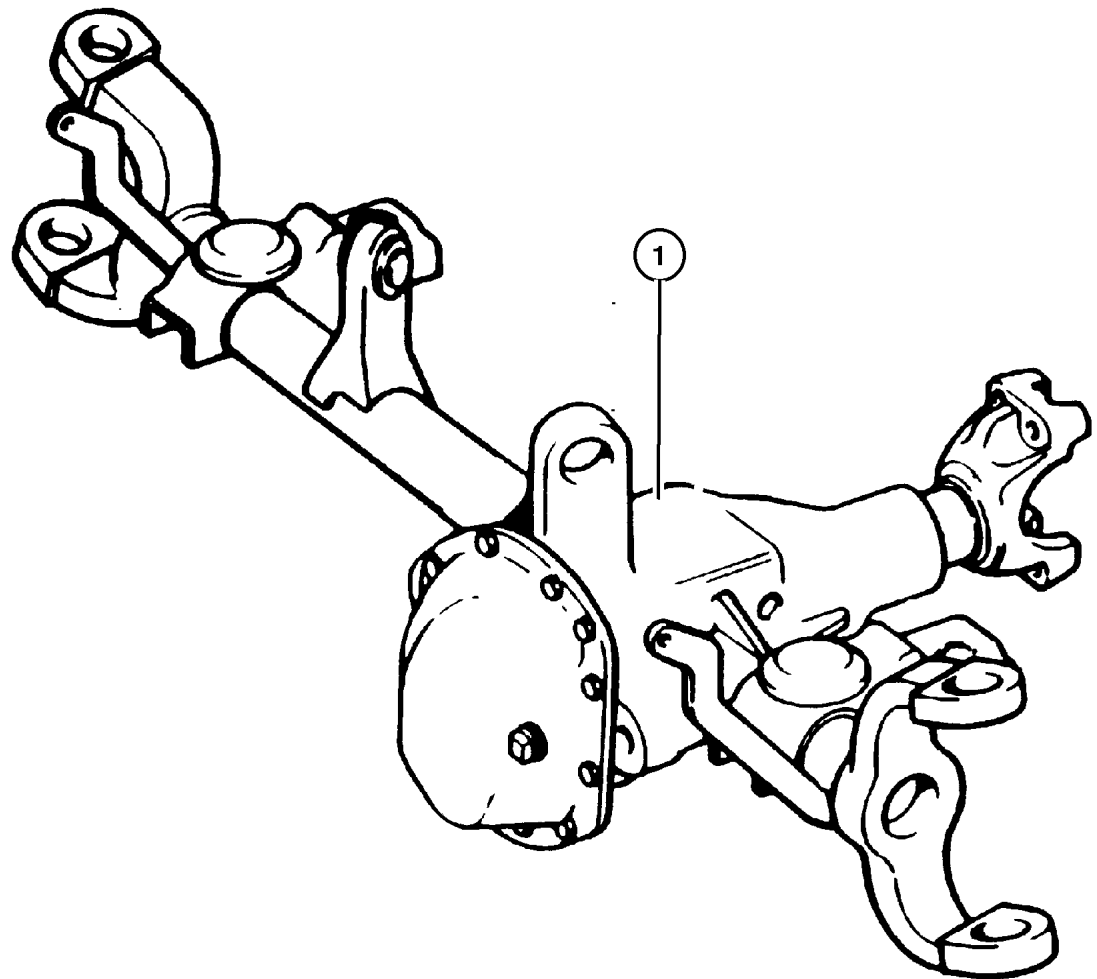
JEEP WRANGLER (TJ)

SERIES	LINE	BODY	ENGINE	TRANSMISSION
H = Sport	J = Wrangler 4WD	77 = 93.4 WB	EPE, EP0 = 2.5L Power Tech	DGG, DGD = 32RH 3 Spd. Auto.
L = SE	U = Wrangler 4WD (RHD)		ERH, ER0 = 4.0L Power Tech	DDQ = 5 Spd. Manual
P = Sahara				DDD = 5 Speed HD Manual
				DG0 = Auto. Trans.
				DBB = Manual Trans.

AR = Use as required - = Non illustrated part # = New this model year

May 2, 2002

**Axle Assembly,Front,4 Wheel Drive
Figure 002-410**



ITEM	PART NUMBER	QTY	LINE	BODY	ENGINE	TRANS	DESCRIPTION
------	-------------	-----	------	------	--------	-------	-------------

Note: Sales Codes; manual, 12 Disc Magazine.

[DME]=Axle Ratio - 3.73 manual, 12 Disc Magazine.

[DMF]=Axle Ratio - 4.10 manual, 12 Disc Magazine.

[DMM]=Axle Ratio - 3.07 manual, 12 Disc Magazine.

ITEM	PART NUMBER	QTY	LINE	BODY	ENGINE	TRANS	DESCRIPTION
1							AXLE, Service Front
	4864 841	1	J				[DME] with Tag 52099200AC-Up To and Including 10-01-00
	#4864 841AC	1	J				[DME] with Tag 52099200AD-10-02-00 and After
	4864 841	1	J				[DME] with Tag 52111033AC-Up To and Including 10-01-00
	#4864 841AC	1	J				[DME] with Tag 52111033AE-10-02-00 and After
	4864 910	1	J				[DMF] with Tag 52099226AC-Up To and Including 10-01-00
	#4864 910AB	1	J				[DMF] with Tag 52099226AD-10-02-00 and After
	4864 852	1	J				[DMM] with Tag 52099198AC-Up To and Including 10-01-00
	#4864 852AB	1	J				[DMM] with Tag 52099198AD-10-02-00 and After
	4864 852	1	J				[DMM] with Tag 52099227AC-Up To and Including 10-01-00
	#4864 852AB	1	J				[DMM] with Tag 52099227AE-10-02-00 and After
	4882 337	1	U				[DME] with Tag 52099450AD-Up To and Including 10-01-00
	#4882 337AB	1	U				[DME] with Tag 52099450AE-10-02-00 and After
	4882 155	1	U				[DMM] with Tag 52099454AD-Up To and Including 10-01-00
	#4882 155AB	1	U				[DMM] with Tag 52099454AE-10-02-00 and After

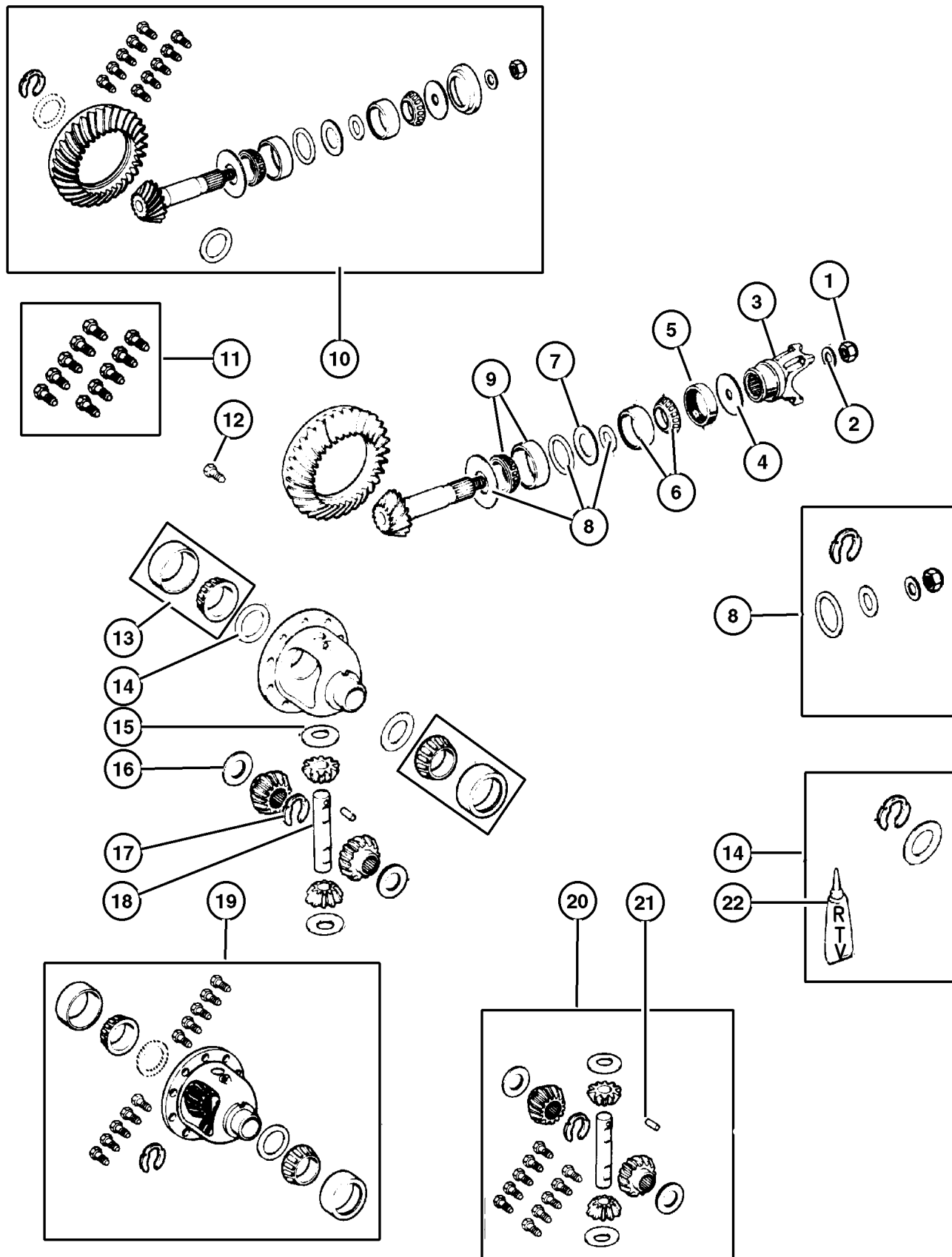
JEEP WRANGLER (TJ)

SERIES	LINE	BODY	ENGINE	TRANSMISSION
H = Sport	J = Wrangler 4WD	77 = 93.4 WB	EPE, EP0 = 2.5L Power Tech	DGG, DGD = 32RH 3 Spd. Auto.
L = SE	U = Wrangler 4WD (RHD)		ERH, ER0 = 4.0L Power Tech	DDQ = 5 Spd. Manual
P = Sahara				DDD = 5 Speed HD Manual
				DG0 = Auto. Trans.
				DBB = Manual Trans.

AR = Use as required - = Non illustrated part # = New this model year

May 2, 2002

Differential, Front Axle Figure 002-610



ITEM	PART NUMBER	QTY	LINE	BODY	ENGINE	TRANS	DESCRIPTION
Note: Sales Codes; manual, 12 Disc Magazine.							
[DME]=Axle Ratio - 3.73 manual, 12 Disc Magazine.							
[DMF]=Axle Ratio - 4.10 manual, 12 Disc Magazine.							
[DMM]=Axle Ratio - 3.07 manual, 12 Disc Magazine.							
1							NUT, Pinion Yoke
	1791 575	1	J				Up to and Including 10-01-00
	5017 755AA	1	J				10-02-00 and After
	1791 575	1	U				
2							WASHER, Pinion Yoke
	1791 576	1	J				
		1	U				
3							YOKE, Axle
	8350 3388	1	J				
		1	U				
4							SLINGER, Drive Pinion
	J063 6566	1	J				
		1	U				
5							SEAL, Drive Pinion
	4746 772	1	J				Non Flanged
	#5072 473AA	1	J				Flanged
	4746 772	1	U				Non Flanged
	#5072 473AA	1	U				Flanged
6							BEARING, Drive Pinion
	5252 508	1	J				Bearing and Cup, Front
		1	U				Bearing and Cup, Front
7							SPACER
	4864 845AB	1	J				Crush
		1	U				Crush
8							SHIM KIT, Pinion Shaft
	8350 0192	1	J				
	4720 862	1	U				
9							BEARING, Drive Pinion
	J812 6499	1	J				Bearing and Cup, Rear
		1	U				Bearing and Cup, Rear
10							GEAR KIT, Ring And Pinion
	4864 843	1	J				[DME]-Up to and Including 10-01-00
	#5073 246AA	1	J				[DME]-10-02-00 and After
	4864 913	1	J				[DMF]-Up to and Including 10-01-00
	#5073 247AA	1	J				[DMF]-10-02-00 and After
	4864 853	1	J				[DMM]-Up to and Including 10-01-00
	#5072 997AB	1	J				[DMM]-10-02-00 and After
	4864 843	1	U				[DME]-Up to and Including 10-01-00

JEEP WRANGLER (TJ)

SERIES
H = Sport
L = SE
P = Sahara

LINE
J = Wrangler 4WD
U = Wrangler 4WD (RHD)

BODY
77 = 93.4 WB

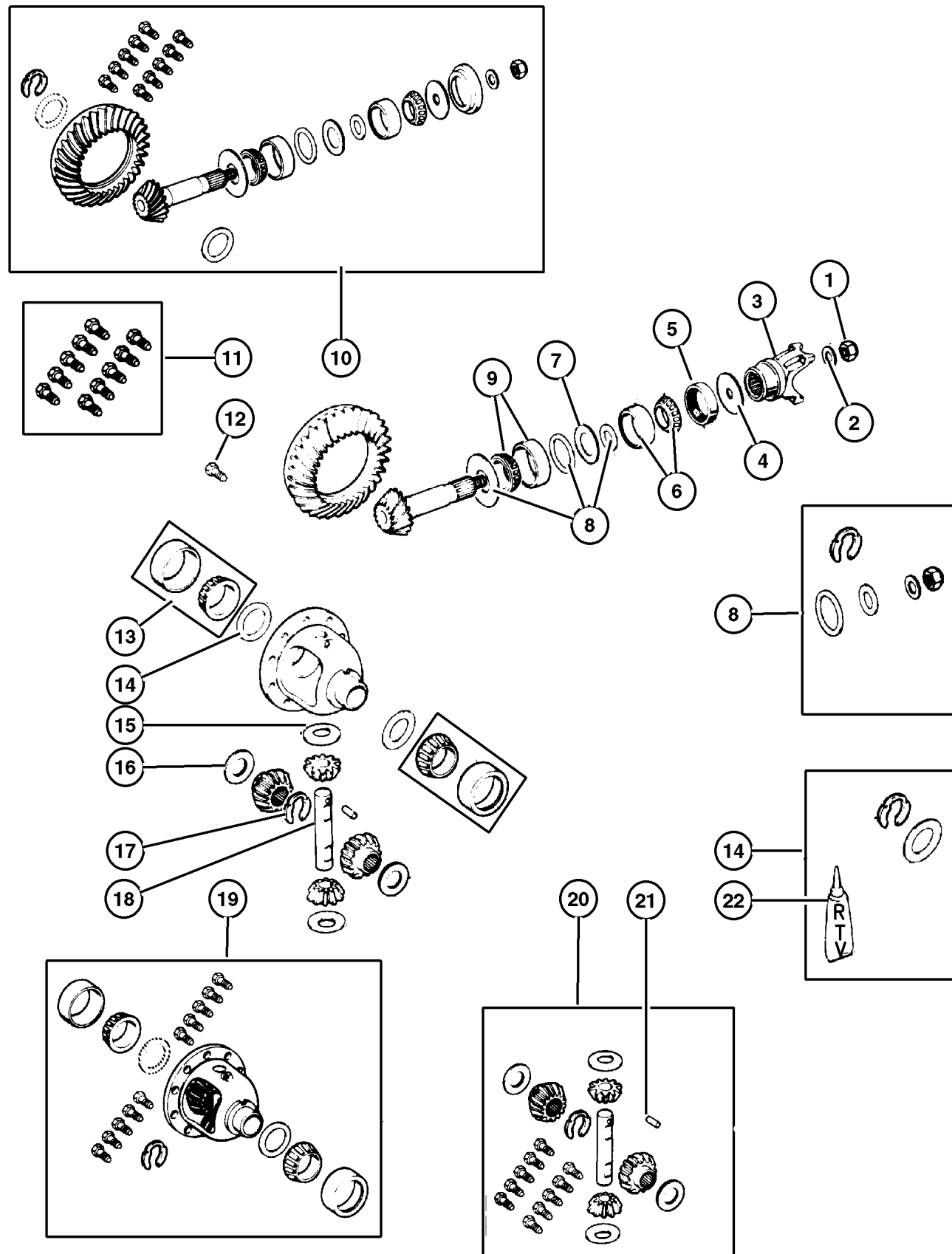
ENGINE
EPE, EP0 = 2.5L Power Tech
ERH, ER0 = 4.0L Power Tech

TRANSMISSION
DGG, DGD = 32RH 3 Spd. Auto.
DDQ = 5 Spd. Manual
DDD = 5 Speed HD Manual
DG0 = Auto. Trans.
DBB = Manual Trans.

AR = Use as required - = Non illustrated part # = New this model year

May 2, 2002

Differential, Front Axle Figure 002-610



ITEM	PART NUMBER	QTY	LINE	BODY	ENGINE	TRANS	DESCRIPTION
	#5073 246AA	1	U				[DME]-10-02-00 and After
	4864 853	1	U				[DMM]-Up to and Including 10-01-00
	#5072 997AB	1	U				[DMM]-10-02-00 and After
11							BOLT KIT
	4720 891	1	J				Consists Of 10 5252503 Screws
		1	U				Consists Of 10 5252503 Screws
12							SCREW, Drive Gear
	5252 503	10	J				
		10	U				
13							BEARING, Differential
	J812 6500	1	J				Consist of 2 Bearings and 2 Cups
		1	U				Consist of 2 Bearings and 2 Cups
14							SHIM KIT, Differential
	8350 0191	1	J				
	4720 863	1	U				
15							WASHER, Flat
	J812 0831	2	J				Pinion Gear Thrust
		2	U				Pinion Gear Thrust
16							WASHER, Flat
	J813 3724	2	J				Side Gear Thrust
		1	U				Side Gear Thrust
17							SNAP RING, Front Axle Shaft
	4137 739	1	J				
		2	U				
18							SHAFT, Differential
	5003 840AA	1	J				Pinion
		1	U				Pinion
19							CASE, Differential
	5252 590	1	J				[DME,DMF]
	5252 582	1	J				[DMM]
	5252 590	1	U				[DME]
	5252 582	1	U				[DMM]
20							GEAR KIT, Center Differential
	5252 591	1	J				
		1	U				
21							PIN, Differential Shaft
	1791 563	1	J				
		1	U				
22							SEALANT, RTV
	5010 884AA	1	J				
		1	U				

JEEP WRANGLER (TJ)

SERIES
H = Sport
L = SE
P = Sahara

LINE
J = Wrangler 4WD
U = Wrangler 4WD (RHD)

BODY
77 = 93.4 WB

ENGINE
EPE, EP0 = 2.5L Power Tech
ERH, ER0 = 4.0L Power Tech

TRANSMISSION
DGG, DGD = 32RH 3 Spd. Auto.
DDQ = 5 Spd. Manual
DDD = 5 Speed HD Manual
DG0 = Auto. Trans.
DBB = Manual Trans.

AR = Use as required - = Non illustrated part # = New this model year

May 2, 2002

Group – 003

Rear Axle

GROUP 3 - Rear Axle

Illustration Title

Group-Fig. No.

Rear Axle

Axle Assembly, Rear Fig. 003-110

Differential and Housing

Housing,Rear Axle,Dana 35/194MM [DRJ] Fig. 003-210

Housing,Rear Axle,Dana 44/226MM [DRK] Fig. 003-220

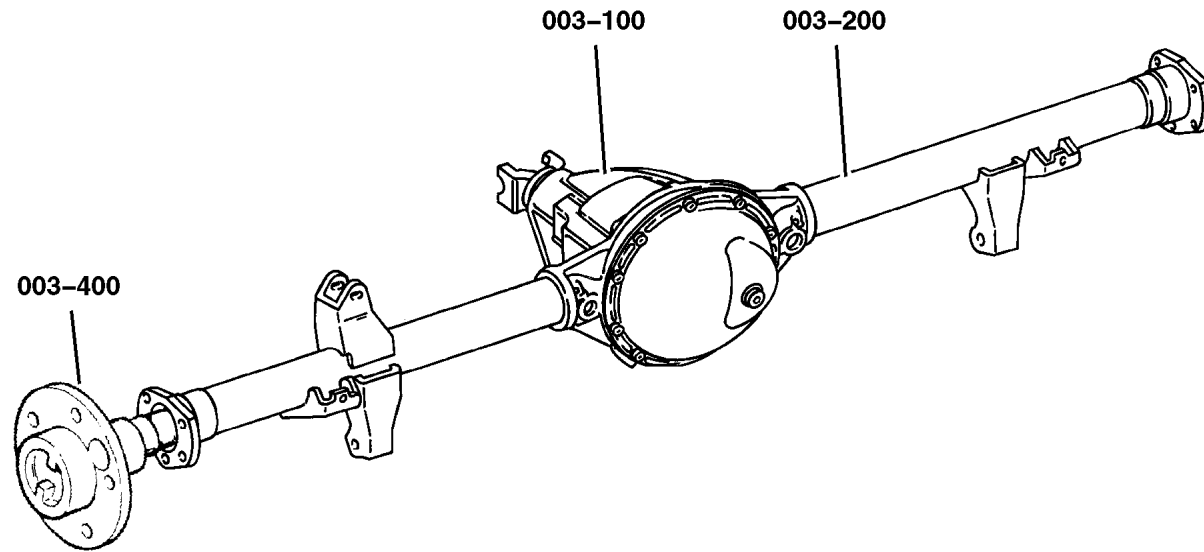
Differential,With and Without Trac-Lok [DSA] Dana 35/194MM [DRJ] Fig. 003-230

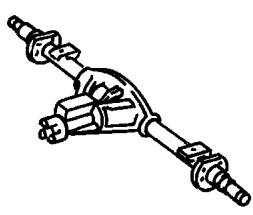
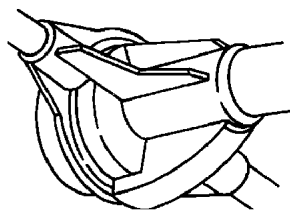
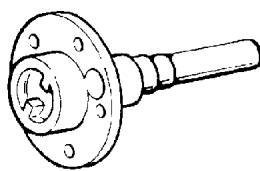
Differential,With and Without Trac-Lok [DSA] Dana 44/226MM [DRK] Fig. 003-240

Rear Axle Shafts

Shaft,Rear Axle,Dana 35/194MM [DRJ] Fig. 003-410

Shaft,Rear Axle,Dana 44/226MM [DRK] Fig. 003-420

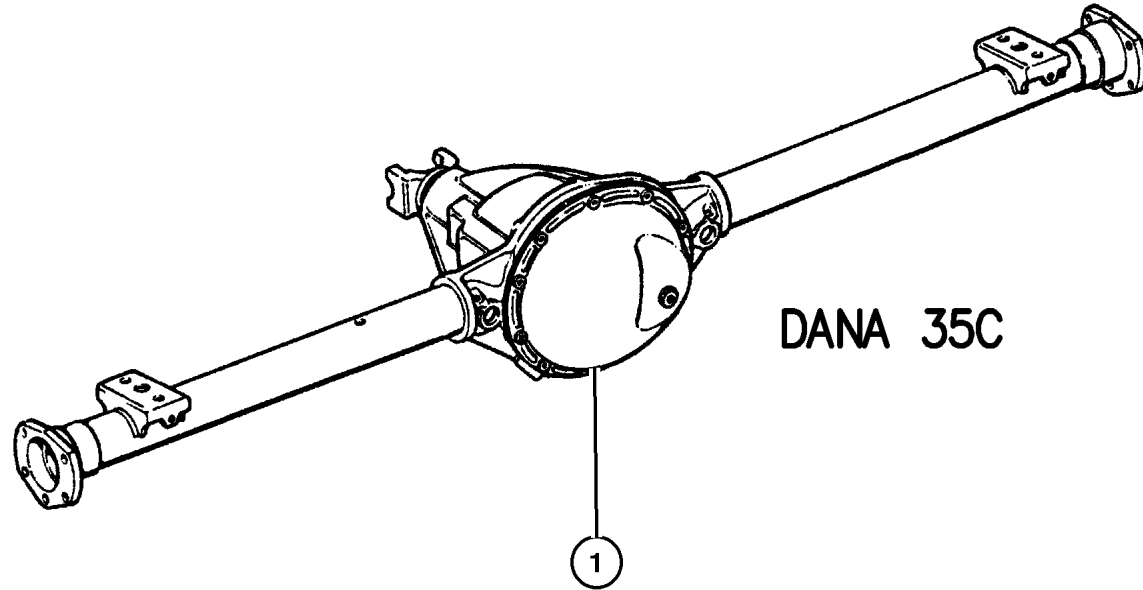


<p>003-100 Rear Axle</p> 	<p>003-200 Differential and Housing</p> 	<p>003-400 Rear Axle Shafts</p> 	
---	--	---	--

**Axle Assembly, Rear
Figure 003-110**

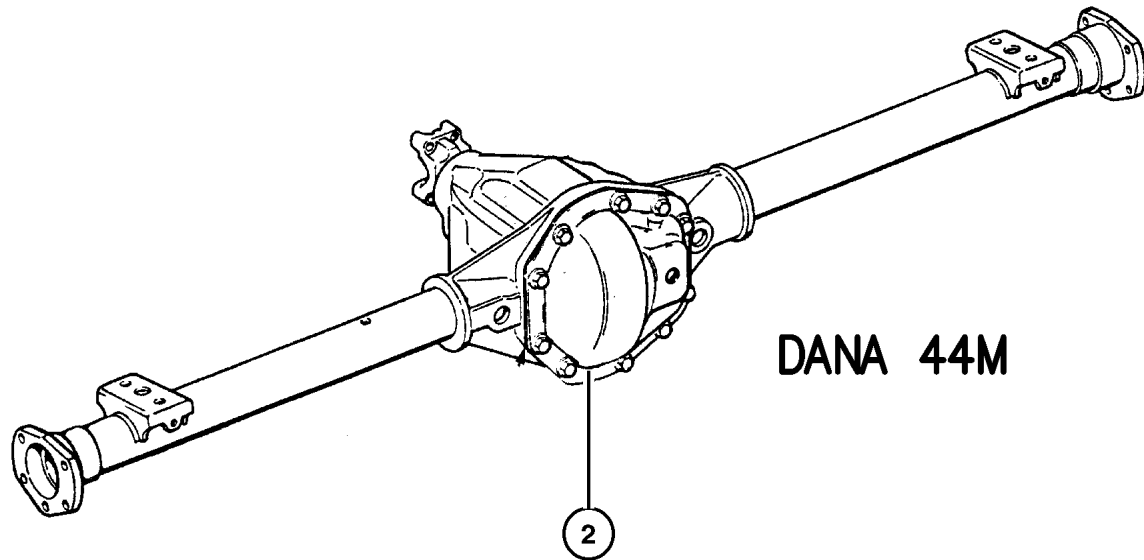
ITEM	PART NUMBER	QTY	LINE	SERIES	BODY	DESCRIPTION
------	-------------	-----	------	--------	------	-------------

Note:Sales Codes; manual, 12 Disc Magazine.
 [DME]=Axle Ratio - 3.73 manual, 12 Disc Magazine.
 [DMF]=Axle Ratio - 4.11 manual, 12 Disc Magazine.
 [DMM]=Axle Ratio - 3.07 manual, 12 Disc Magazine.
 [DRJ]=Axle - Rear,Dana M35/194MM manual, 12 Disc Magazine.
 [DRK]=Axle - Rear,Dana 44/226MM manual, 12 Disc Magazine.
 [DSA]=Axle - Trac-Lok Differential manual, 12 Disc Magazine.



DANA 35C

1						AXLE, Service Rear
	4897 249AA	1	J			[DMM] Tag 52111758AB-Up To and Including 10-01-00
	#4897 249AB	1	J			[DMM] Tag 52111758AF-10-02-00 and After
	4897 249AA	1	J			[DMM] Tag 52111760AB-Up To and Including 10-01-00
	#4897 249AB	1	J			[DMM] Tag 52111760AE-10-02-00 and After
	4897 237AA	1	J			[DMM,DSA] Tag 52111764AB-Up To and Including 10-01-00
	#4897 237AB	1	J			[DMM,DSA] Tag 52111764AE-10-02-00 and After
	4897 242AA	1	J			[DME] Tag 52111763AB-Up To and Including 10-01-00
	#4897 242AB	1	J			[DME] Tag 52111763AE-10-02-00 and After
	4897 235AA	1	J			[DME,DSA] Tag 52111030AA-Up To and Including 10-01-00
	#4897 235AB	1	J			[DME,DSA] Tag 52111030AE-10-02-00 and After
	4897 235AA	1	J			[DME,DSA] Tag 52111929AB-Up To and Including 10-01-00
	#4897 235AB	1	J			[DME,DSA] Tag 52111929AE-10-02-00 and After
	4897 240AA	1	J			[DMF] Tag 52111762AB-Up To and Including 10-01-00
	#4897 240AB	1	J			[DMF] Tag 52111762AE-10-02-00 and After
	4897 261AA	1	J			[DMF,DSA] Tag 52111766AB-Up To and Including 10-01-00
	#4897 261AB	1	J			[DMF,DSA] Tag 52111766AE-10-02-00 and After



DANA 44M

2						AXLE, Service Rear
	5019 157AA	1	J			[DME] Tag 52104454AA-Up To and Including 10-01-00
	#5019 157AB	1	J			[DME] Tag 52104454AD-10-02-00 and After
	5003 375AA	1	J			[DME,DSA] Tag 52111032AA-Up To and Including 10-01-00
	#5003 375AB	1	J			[DME,DSA] Tag 52111032AE-10-02-00 and After
	4897 290AA	1	U			[DMM,DSA] Tag 52111750AB-Up To and Including 10-01-00
	#4897 290AB	1	U			[DMM,DSA] Tag 52111750AF-10-02-00 and After
	4897 291AA	1	U			[DME,DSA] Tag 52111751AB-Up To and Including 10-01-00
	#4897 291AB	1	U			[DME,DSA] Tag 52111751AF-10-02-00 and After

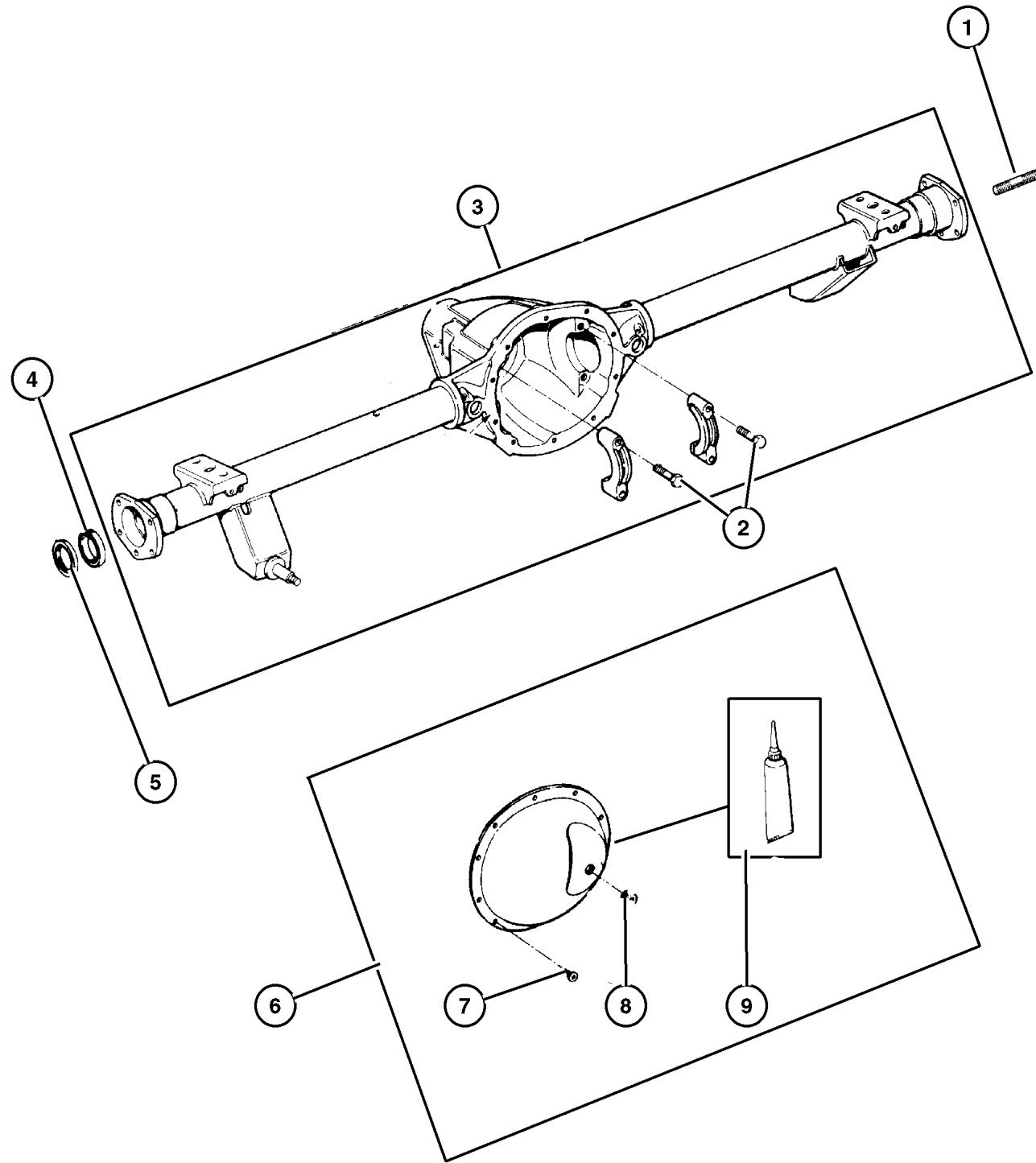
JEEP WRANGLER (TJ)

SERIES	LINE	BODY	ENGINE	TRANSMISSION
H = Sport	J = Wrangler 4WD	77 = 93.4 WB	EPE, EP0 = 2.5L Power Tech	DGG, DGD = 32RH 3 Spd. Auto.
L = SE	U = Wrangler 4WD (RHD)		ERH, ER0 = 4.0L Power Tech	DDQ = 5 Spd. Manual
P = Sahara				DDD = 5 Speed HD Manual
				DG0 = Auto. Trans.
				DBB = Manual Trans.

AR = Use as required - = Non illustrated part # = New this model year

May 2, 2002

Housing,Rear Axle,Dana 35/194MM [DRJ]
Figure 003-210



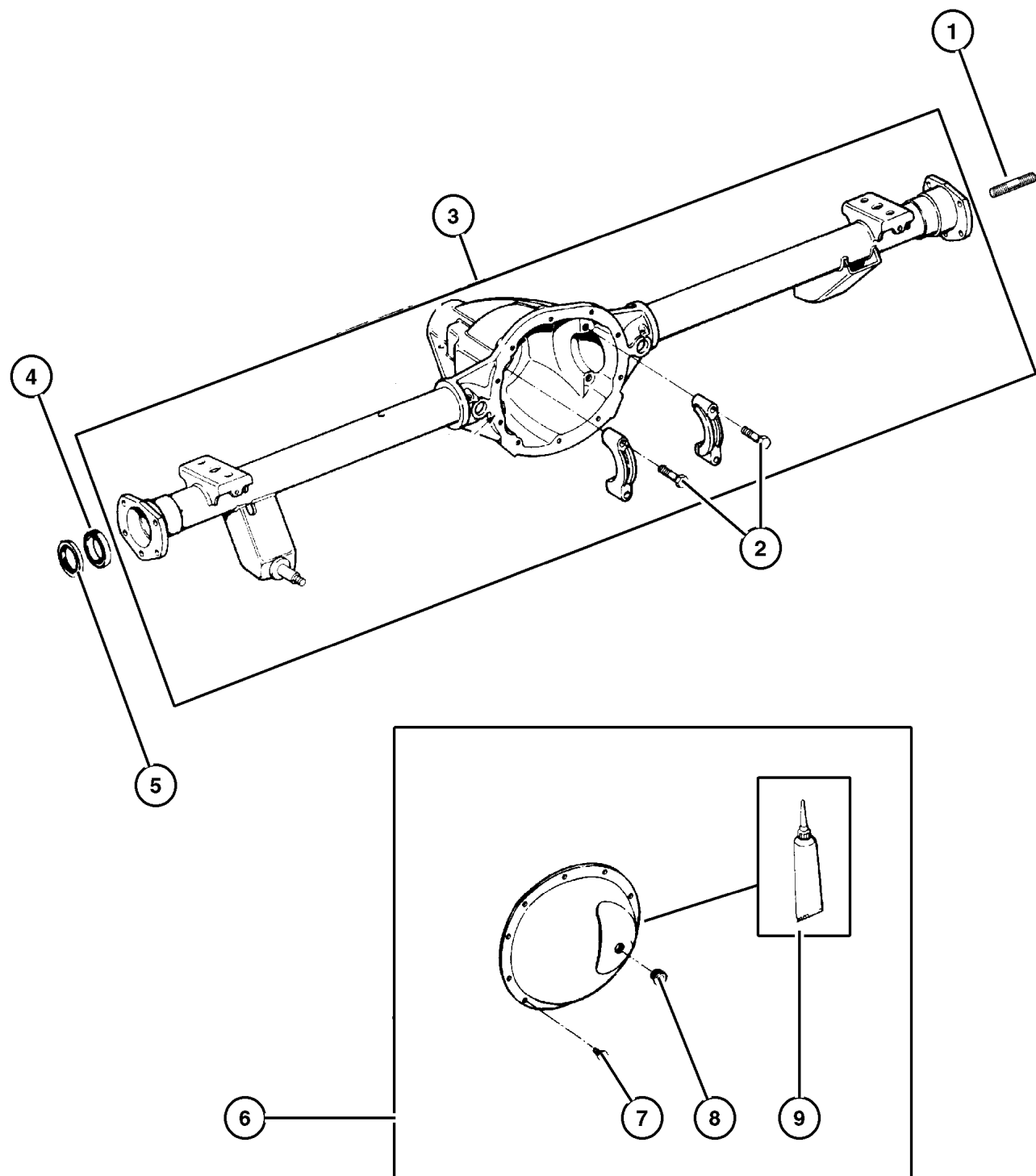
ITEM	PART NUMBER	QTY	LINE	SERIES	BODY	DESCRIPTION
Note:Sales Codes; manual, 12 Disc Magazine.						
[DRJ]=Axle - Rear,Dana M35/194MM manual, 12 Disc Magazine.						
1	4897 234AA	8	J			BOLT, Backing Plate to Axle Housing
2	4897 482AB	4	J			BOLT, Differential, Carrier Cap Retaining
3	4897 233AA	1	J			HOUSING, Axle, with Axle Shaft Bearings
4	J8134 586AB	2	J			BEARING, Axle Shaft
5	4856 336	2	J			SEAL, Axle Drive Shaft
6	5252 493	1	J			COVER, Differential, Comes with Cover Screws,Plug, and Gasket
7	J400 6708	10	J			SCREW, Pan Head, .312-18x.56, Cover Attaching
8	5252 504	1	J			PLUG, Differential Cover
9	5010 884AA	1	J			SEALANT, RTV

JEEP WRANGLER (TJ)		BODY	ENGINE	TRANSMISSION
SERIES	LINE	77 = 93.4 WB	EPE, EP0 = 2.5L Power Tech	DGG, DGD = 32RH 3 Spd. Auto.
H = Sport	J = Wrangler 4WD		ERH, ER0 = 4.0L Power Tech	DDQ = 5 Spd. Manual
L = SE	U = Wrangler 4WD (RHD)			DDD = 5 Speed HD Manual
P = Sahara				DG0 = Auto. Trans.
				DBB = Manual Trans.

AR = Use as required - = Non illustrated part # = New this model year

May 2, 2002

Housing,Rear Axle,Dana 44/226MM [DRK]
Figure 003-220



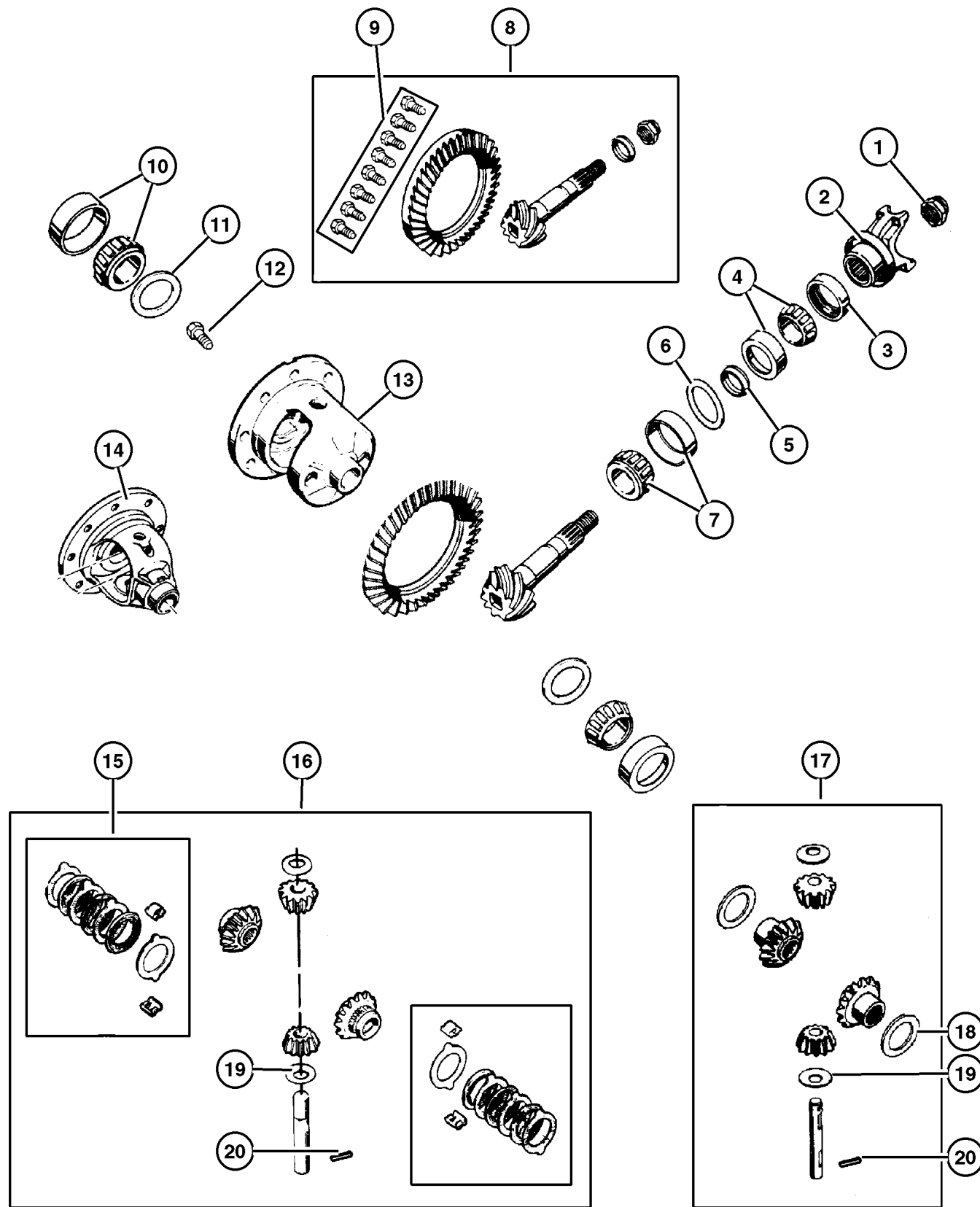
ITEM	PART NUMBER	QTY	LINE	SERIES	BODY	DESCRIPTION
Note:Sales Codes; manual, 12 Disc Magazine.						
[DRK]=Axle - Rear,Dana 44/226MM manual, 12 Disc Magazine.						
1	J099 4313	8	J			STUD, Axle Housing to Backing Plate, Mounting
2	J400 6553	4	J			BOLT, Differential, Carrier Cap Retaining
3						HOUSING, Axle
	4882 840	1	J			Up To and Including 10-01-00
	#4882 840AB	1	J			10-02-00 and After
	4882 348	1	U			Up To and Including 10-01-00
	#4882 348AB	1	U			10-02-00 and After
4						BEARING, Axle
	8350 3064	1	J			
		2	U			
5						SEAL, Axle Drive Shaft
	8350 3063	1	J			
		2	U			
6						COVER, Differential
	8350 5549	1	J			with Cover Screws,Plug,and Gasket
		1	U			with Cover Screws,Plug,and Gasket
7	J400 6708	10				SCREW, Pan Head, .312-18x.56, Differential Cover, Mounting
8						PLUG, Differential Cover
	5252 504	1	J			
		1	U			
9						SEALANT, RTV
	5010 884AA	1	J			
		1	U			

JEEP WRANGLER (TJ)				
SERIES	LINE	BODY	ENGINE	TRANSMISSION
H = Sport	J = Wrangler 4WD	77 = 93.4 WB	EPE, EP0 = 2.5L Power Tech	DGG, DGD = 32RH 3 Spd. Auto.
L = SE	U = Wrangler 4WD (RHD)		ERH, ER0 = 4.0L Power Tech	DDQ = 5 Spd. Manual
P = Sahara				DDD = 5 Speed HD Manual
				DG0 = Auto. Trans.
				DBB = Manual Trans.

AR = Use as required - = Non illustrated part # = New this model year

May 2, 2002

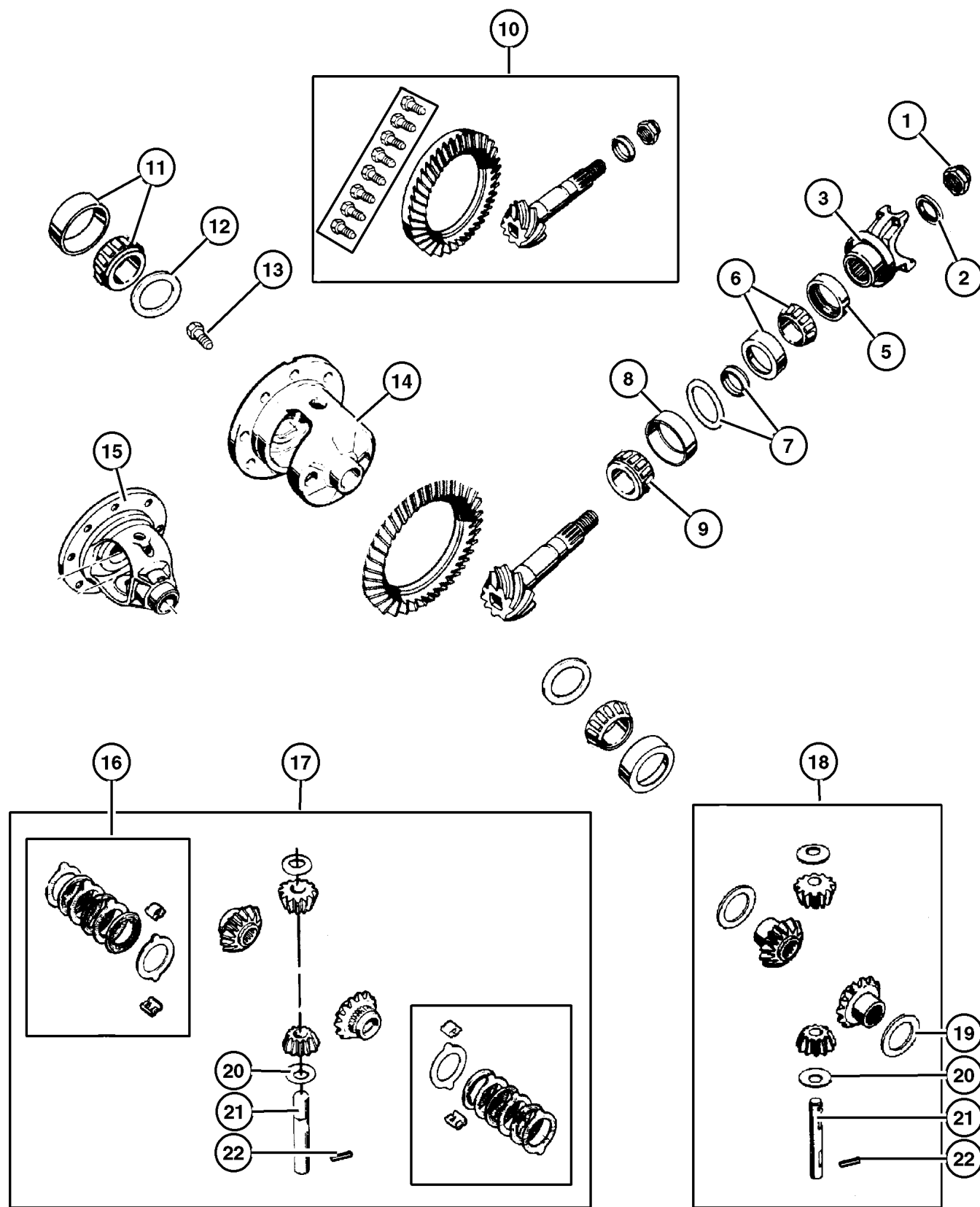
**Differential, With and Without Trac-Lok [DSA] Dana 35/194MM [DRJ]
Figure 003-230**



ITEM	PART NUMBER	QTY	LINE	SERIES	BODY	DESCRIPTION
Note: Sales Codes; manual, 12 Disc Magazine.						
[DME]=Axle Ratio - 3.73 manual, 12 Disc Magazine.						
[DMF]=Axle Ratio - 4.11 manual, 12 Disc Magazine.						
[DMM]=Axle Ratio - 3.07 manual, 12 Disc Magazine.						
[DRJ]=Axle - Rear, Dana 35/194MM manual, 12 Disc Magazine.						
[DSA]=Axle - Anti-Spin Differential manual, 12 Disc Magazine.						
1	4720 895	1	J			NUT, Pinion Yoke
2	4897 025AA	1	J			YOKE, Axle
3	8350 4946	1	J			SEAL, Drive Pinion
4	5252 508	1	J			BEARING, Drive Pinion, Bearing and Cup, Front
5	J317 5779	1	J			SPACER, Drive Pinion Bearing, Crush
6	4720 922	1	J			SHIM KIT, Pinion Shaft
7	5252 507	1	J			BEARING, Drive Pinion, Bearing and Cup, Rear
8						GEAR KIT, Ring And Pinion
	8350 5472	1	J			[DMM]
	4761 678	1	J			[DME]
	8350 4938	1	J			[DMF]
9	4720 891	2	J			BOLT KIT
10	J812 6500	1	J			BEARING, Differential, Consists of 2 Bearings and 2 Cups
11	8350 3004	1	J			SHIM KIT, Differential
12	5252 503	20	J			SCREW, Drive Gear, Ring Gear, Mounting
13						CASE, Differential
	4740 834	1	J			[DME,DMF] With Internal Parts-Up To and Including 10-01-00
	#5072 976AA	1	J			[DME,DMF] With Internal Parts-10-02-00 and After
	5252 496	1	J			[DME,DMF,DSA] With Internal Parts-Up To and Including 10-01-00
	5012 831AB	1	J			[DME,DMF,DSA] With Internal Parts-10-02-00 and After
	5252 512	1	J			[DMM,DSA] With Internal Parts-Up To and Including 10-01-00
	#5073 014AA	1	J			[DMM,DSA] With Internal Parts-10-02-00 and After
	4740 833	1	J			[DMM] With Internal Parts-Up To and Including 10-01-00
	#5073 110AA	1	J			[DMM] With Internal Parts-10-02-00 and After
14						CASE, Differential
	4740 833	1	J			[DMM] without [DSA] with Internal Parts
	4740 834	1	J			[DME,DMF] without [DSA] with Internal Parts
15	5252 506	1	J			DISC AND PLATE KIT, Differential, [DSA]
16	4773 010	1	J			GEAR KIT, Center Differential, with [DSA]
17	4740 670	1	J			GEAR KIT, Center Differential, without [DSA]
18	J812 0832	2	J			WASHER, Differential Side Gear, without [DSA]
19	J812 0831	2	J			WASHER, Flat, without [DSA] Pinion Thrust
20	5252 502	1	J			PIN, Differential Shaft, with or without [DSA]

JEEP WRANGLER (TJ)		BODY	ENGINE	TRANSMISSION
SERIES	LINE	77 = 93.4 WB	EPE, EP0 = 2.5L Power Tech	DGG, DGD = 32RH 3 Spd. Auto.
H = Sport	J = Wrangler 4WD		ERH, ER0 = 4.0L Power Tech	DDQ = 5 Spd. Manual
L = SE	U = Wrangler 4WD (RHD)			DDD = 5 Speed HD Manual
P = Sahara				DG0 = Auto. Trans.
				DBB = Manual Trans.

Differential, With and Without Trac-Lok [DSA] Dana 44/226MM [DRK]
Figure 003-240



ITEM	PART NUMBER	QTY	LINE	SERIES	BODY	DESCRIPTION
Note: Sales Codes; manual, 12 Disc Magazine.						
[DME]=Axle Ratio - 3.73 manual, 12 Disc Magazine.						
[DMM]=Axle Ratio - 3.07 manual, 12 Disc Magazine.						
[DRK]=Axle - Rear, Dana 44/226MM manual, 12 Disc Magazine.						
[DSA]=Axle - Anti-Spin Differential manual, 12 Disc Magazine.						
1	1791 575	1	J			NUT, Pinion Yoke
		1	U			
2	1791 576	1	J			WASHER, Pinion Yoke
		1	U			
3	4897 026AA	1	J			YOKE, Axle
		1	U			
-4	4031 974	1	J			SLINGER, Drive Pinion
		1	U			
5	4746 772	1	J			SEAL, Drive Pinion
	#5072 473AA	1	J			Non Flanged
	4746 772	1	U			Flanged
	#5072 473AA	1	U			Non Flanged
		1	U			Flanged
6	J812 4052	1	J			BEARING, Drive Pinion
		1	J			Bearing and Cup, Front
		1	U			Bearing and Cup, Front
7	J812 9221	1	J			SHIM KIT, Pinion Shaft
		1	U			
8	0698 413	1	J			CUP, Bearing Inner
		1	U			Rear
		1	U			Rear
9	J080 7266	1	J			BEARING, Drive Pinion
		1	J			Rear
		1	U			Rear
10	4882 352	1	J			GEAR KIT, Ring And Pinion
	8350 4197	1	U			[DME]
	4882 352	1	U			[DMM]
		1	U			[DME]
11	4746 733	1	J			BEARING, Differential Case
		1	J			Consists of 2 Bearings and 2 Cups
		1	U			Consists of 2 Bearings and 2 Cups
12						SHIM KIT, Differential

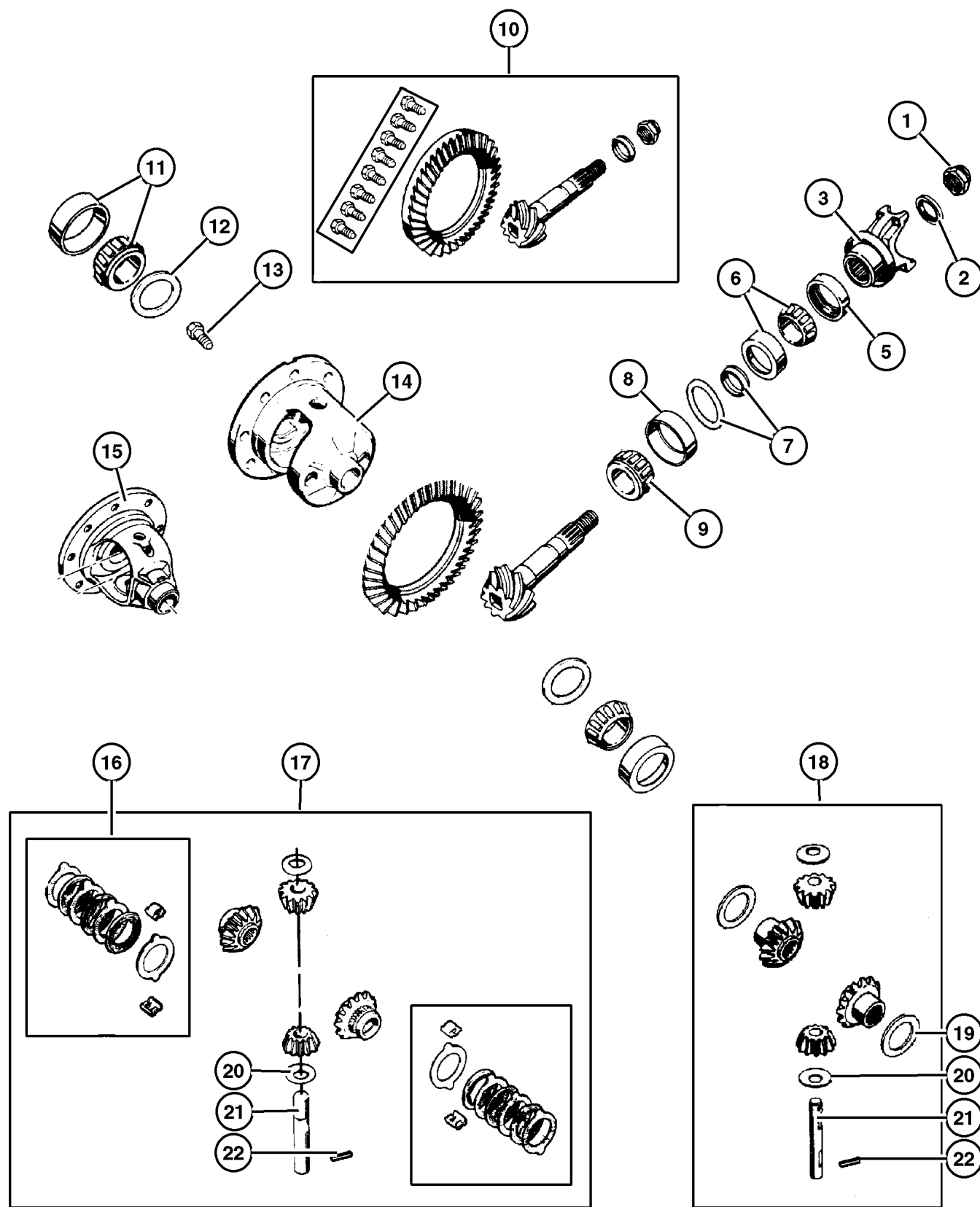
JEEP WRANGLER (TJ)

SERIES	LINE	BODY	ENGINE	TRANSMISSION
H = Sport	J = Wrangler 4WD	77 = 93.4 WB	EPE, EP0 = 2.5L Power Tech	DGG, DGD = 32RH 3 Spd. Auto.
L = SE	U = Wrangler 4WD (RHD)		ERH, ER0 = 4.0L Power Tech	DDQ = 5 Spd. Manual
P = Sahara				DDD = 5 Speed HD Manual
				DG0 = Auto. Trans.
				DBB = Manual Trans.

AR = Use as required - = Non illustrated part # = New this model year

May 2, 2002

Differential, With and Without Trac-Lok [DSA] Dana 44/226MM [DRK]
Figure 003-240



ITEM	PART NUMBER	QTY	LINE	SERIES	BODY	DESCRIPTION
	J812 9222	1	J			
		1	U			
13	5252 503	10	J			SCREW, Drive Gear
		10	U			Ring Gear, Mounting
						Ring Gear, Mounting
14	8350 5431	1	J			CASE, Differential
		1	U			with [DSA] with Internal Parts
		1	U			with [DSA] with Internal Parts
15	4778 672	1	J			CASE, Differential, without [DSA] with Internal Parts
16	J099 4345	1	J			DISC AND PLATE KIT, Differential
		1	U			with [DSA]
		1	U			with [DSA]
17	8350 5432	1	J			GEAR KIT, Center Differential
		1	U			with [DSA]
		1	U			with [DSA]
18	4778 595	1	J			GEAR KIT, Center Differential, without [DSA]
19	4137 755	2	J			WASHER, Differential Side Gear, without [DSA]
20	1791 561	2	J			WASHER, Pinion Thrust
		2	U			with or without [DSA]
		2	U			with or without [DSA]
21	8350 3069	1	J			SHAFT, Differential
		1	U			with or without [DSA]
		1	U			with or without [DSA]
22	1791 563	1	J			PIN, Differential Shaft
		1	U			with or without [DSA]
		1	U			with or without [DSA]

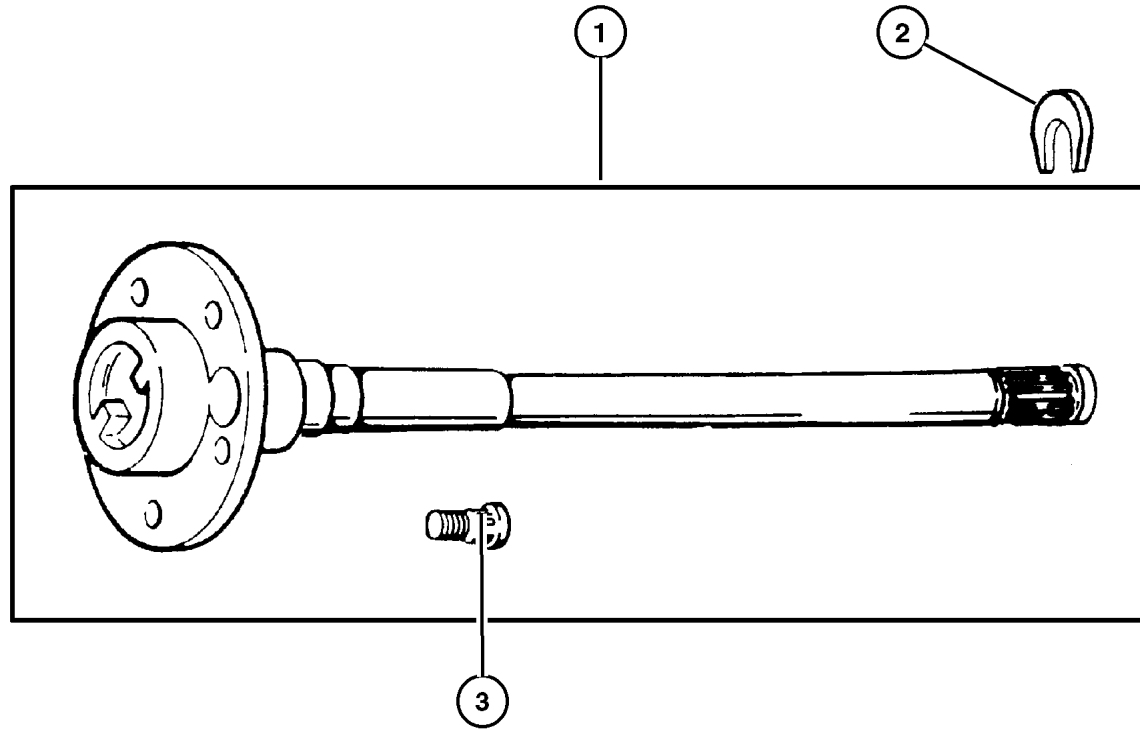
JEEP WRANGLER (TJ)
 SERIES LINE BODY ENGINE TRANSMISSION
 H = Sport J = Wrangler 4WD 77 = 93.4 WB EPE, EP0 = 2.5L Power Tech DGG, DGD = 32RH 3 Spd. Auto.
 L = SE U = Wrangler 4WD (RHD) ERH, ER0 = 4.0L Power Tech DDQ = 5 Spd. Manual
 P = Sahara DDD = 5 Speed HD Manual
 DG0 = Auto. Trans.
 DBB = Manual Trans.

**Shaft,Rear Axle,Dana 35/194MM [DRJ]
Figure 003-410**

ITEM	PART NUMBER	QTY	LINE	SERIES	BODY	DESCRIPTION
------	-------------	-----	------	--------	------	-------------

Note:Sales Codes; manual, 12 Disc Magazine.
[DRJ]=Axle - Rear,Dana 35/194MM manual, 12 Disc Magazine.

1	4713 192	1	J			SHAFT, Axle Right
	4713 193	1	J			Left
2	5252 505	2	J			RETAINER, Axle Shaft, Right or Left
3	5011 312AA	10	J			STUD, Hub, Wheel

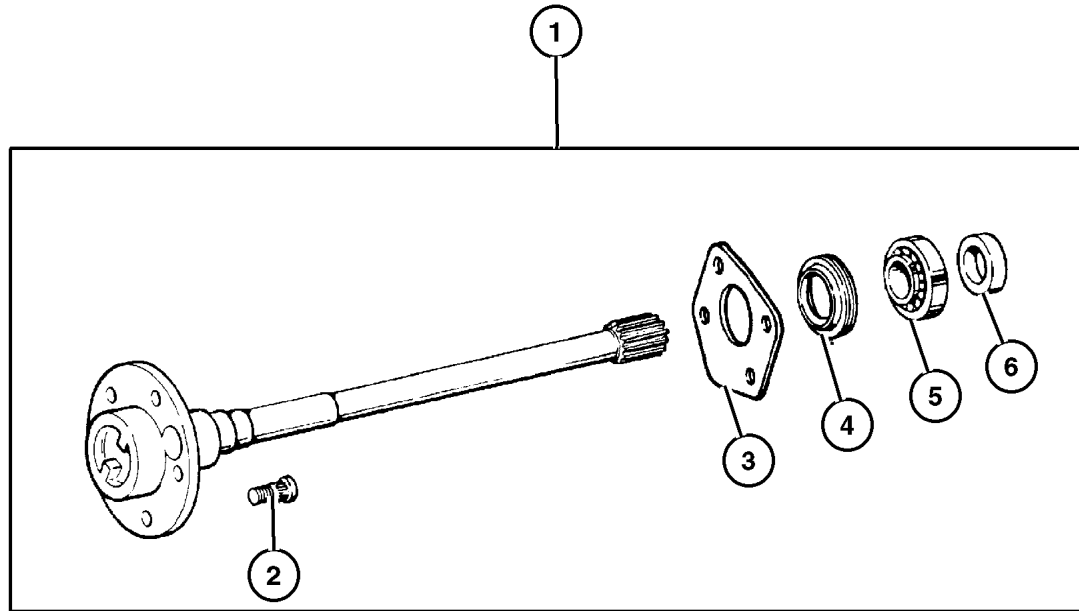


JEEP WRANGLER (TJ)		BODY	ENGINE	TRANSMISSION
SERIES	LINE	77 = 93.4 WB	EPE, EP0 = 2.5L Power Tech ERH, ER0 = 4.0L Power Tech	DGG, DGD = 32RH 3 Spd. Auto. DDQ = 5 Spd. Manual DDD = 5 Speed HD Manual DG0 = Auto. Trans. DBB = Manual Trans.
H = Sport	J = Wrangler 4WD			
L = SE	U = Wrangler 4WD (RHD)			
P = Sahara				

AR = Use as required - = Non illustrated part # = New this model year

May 2, 2002

**Shaft,Rear Axle,Dana 44/226MM [DRK]
Figure 003-420**



ITEM	PART NUMBER	QTY	LINE	SERIES	BODY	DESCRIPTION
------	-------------	-----	------	--------	------	-------------

Note:Sales Codes; manual, 12 Disc Magazine.
[DRK]=Axle - Rear,Dana 44/226MM manual, 12 Disc Magazine.

1						SHAFT, Axle
	4882 350	1	J			Right
	4882 351	1	J			Left
	4882 350	1	U			Right
	4882 351	1	U			Left
2						STUD, Hub
	5011 312AA	10	J			Wheel
		10	U			Wheel
3						RETAINER, Axle Shaft Seal
	5010 811AA	1	J			
		1	U			
4						SEAL, Axle Drive Shaft
	8350 3063	2	J			
		2	U			
5						BEARING, Axle
	8350 3064	2	J			
		2	U			
6						RING, Axle Shaft
	8350 3077	2	J			
		2	U			

JEEP WRANGLER (TJ)		BODY	ENGINE	TRANSMISSION
SERIES	LINE	77 = 93.4 WB	EPE, EP0 = 2.5L Power Tech	DGG, DGD = 32RH 3 Spd. Auto.
H = Sport	J = Wrangler 4WD		ERH, ER0 = 4.0L Power Tech	DDQ = 5 Spd. Manual
L = SE	U = Wrangler 4WD (RHD)			DDD = 5 Speed HD Manual
P = Sahara				DG0 = Auto. Trans.
				DBB = Manual Trans.

AR = Use as required - = Non illustrated part # = New this model year

May 2, 2002

Group – 004

Parking Brake

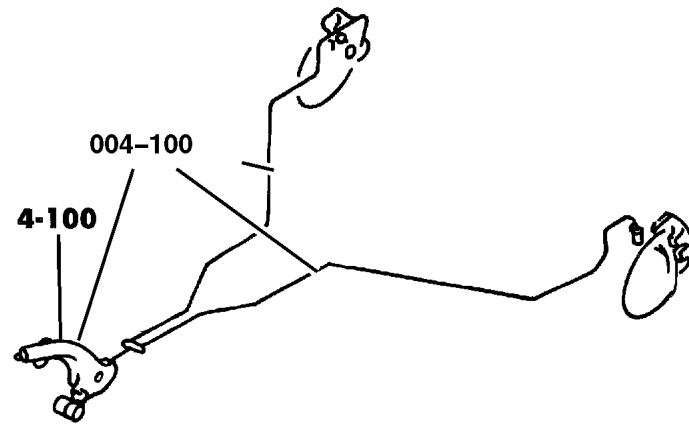
GROUP 4 - Parking Brake


Illustration Title

Group-Fig. No.

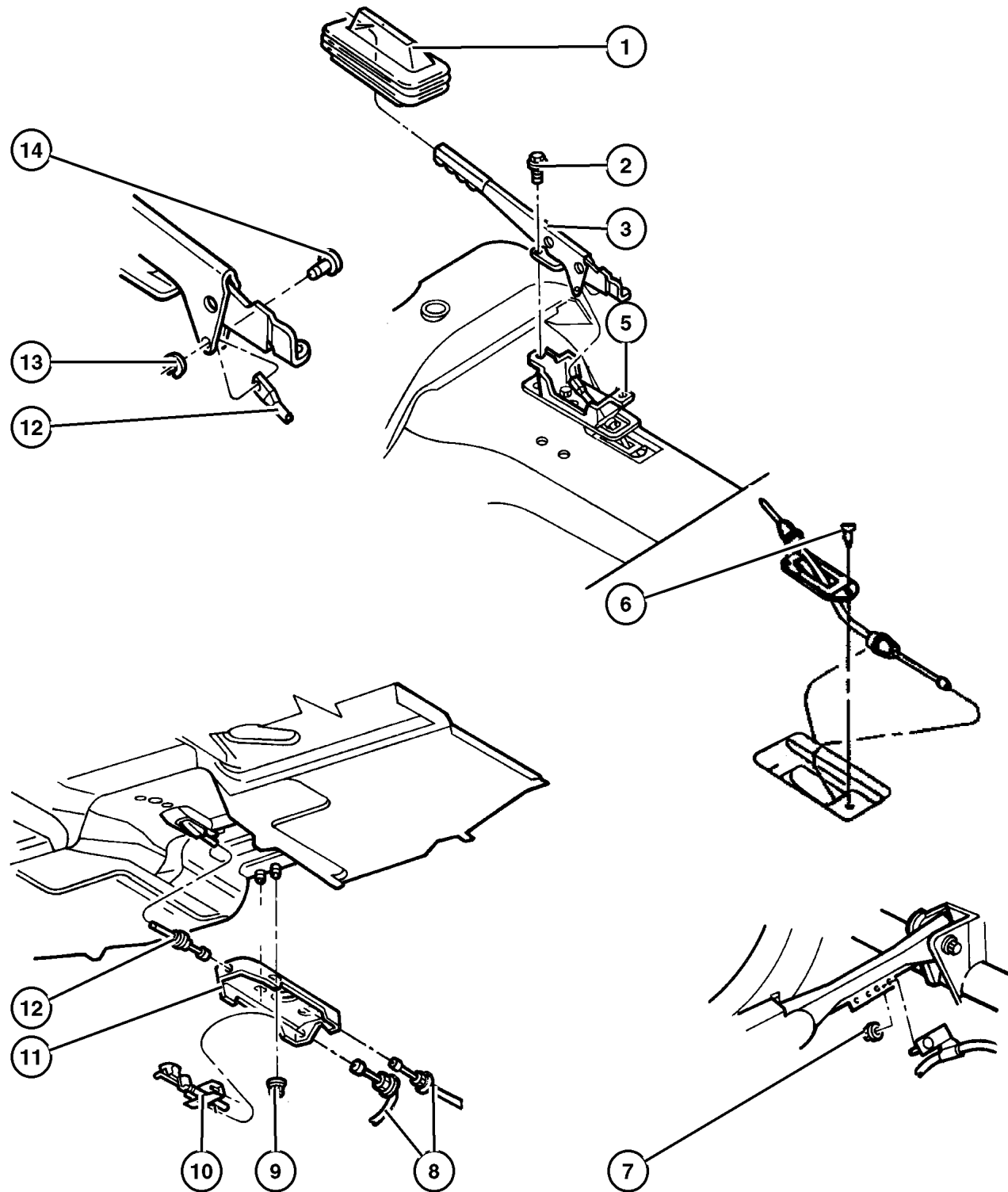
Parking Brake Lever and Cables

Parking Brake Lever and Cables Fig. 004-110



<p>004-100 Parking Brake Lever and Cables</p> 			
---	--	--	--

Parking Brake Lever and Cables
Figure 004-110



ITEM	PART NUMBER	QTY	LINE	BODY	DESCRIPTION
1	52078 891AB	1			BOOT, Parking Brake Lever, [-CUF]
2	3420 1686	2			BOLT, Hex Flange Head, M12x1.18x35, Parking Brake Lever to Bracket Mounting
3	52128 203AB	1			LEVER, Park Brake
-4	5212 7960	1			SWITCH, Parking Brake
5	5212 8204	1			BRACKET, Parking Lever [CUF]
	5212 8191	1			[CUM]
6	0153 644	3			SCREW, .190-16x.500, Front Parking Brake Cable Seal to Floor Pan
7	6101 695	1			NUT, Hex Flange Lock, M8x1.25
8	5200 8362	1	J		CABLE, Parking Brake Rear, Right
	5200 8363	1	J		Rear, Left
	5200 8362	1	U		Rear, Right
	5200 8363	1	U		Rear, Left
9	6505 245AA	2			NUT, M8x1.25, Parking Brake Support Bracket to Floor Pan
10	5200 9527	1			TENSIONER, Parking Brake Cable, Adjusting
11	52127 952AC	1			BRACKET, Cable
12	52128 206AD	1			CABLE, Parking Brake, Front
13	5207 8012	1			CLIP, Parking Brake Cable, Parking Brake Lever
14	5207 8010	1			PIN, Parking Release, Parking Brake Lever

JEEP WRANGLER (TJ)				
SERIES	LINE	BODY	ENGINE	TRANSMISSION
H = Sport	J = Wrangler 4WD	77 = 93.4 WB	EPE, EP0 = 2.5L Power Tech	DGG, DGD = 32RH 3 Spd. Auto.
L = SE	U = Wrangler 4WD (RHD)		ERH, ER0 = 4.0L Power Tech	DDQ = 5 Spd. Manual
P = Sahara				DDD = 5 Speed HD Manual
				DG0 = Auto. Trans.
				DBB = Manual Trans.

AR = Use as required - = Non illustrated part # = New this model year

May 2, 2002

Group – 005

Service Brakes

GROUP 5 - Service Brakes

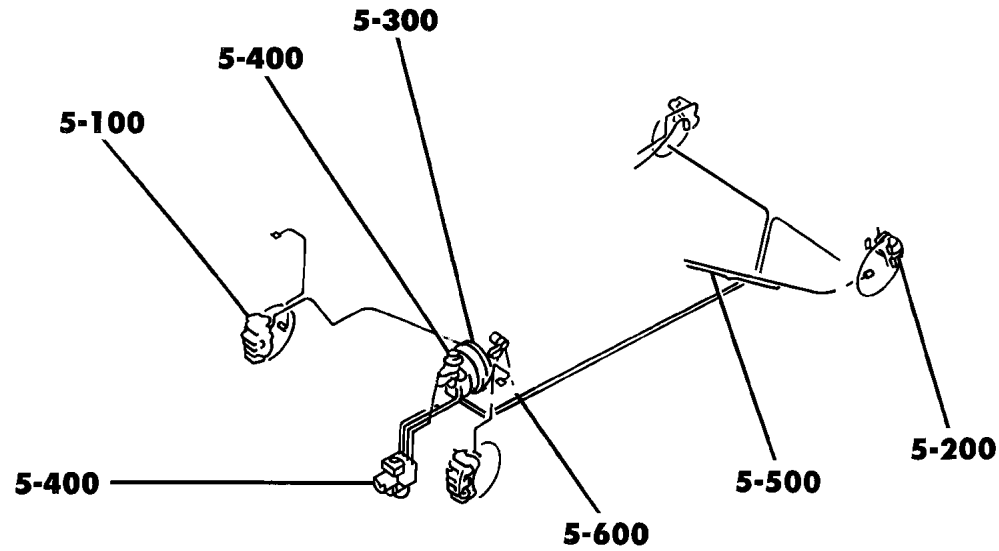


Illustration Title

Group-Fig. No.

Front Brakes

Front Brakes Fig. 005-110

Rear Brakes

Rear Drum Brakes Fig. 005-210

Power Brake Booster

Power Brake Booster Fig. 005-310

Brake Master Cylinder

Master Cylinder Fig. 005-410

Brake Lines and Hoses

Hydraulic Control Unit, Anti-lock Fig. 005-510

Brake Lines and Hoses, Front, LHD and Rear, LHD, RHD, without ABS Fig. 005-520

Brake Lines and Hoses, Front, RHD, without ABS Fig. 005-530

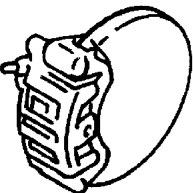

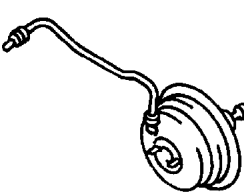

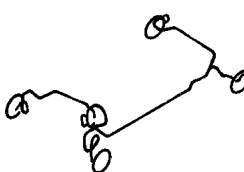

Brake Lines and Hoses Front, LHD, with ABS Fig. 005-540

Brake Lines and Hoses Rear, LHD, with ABS Fig. 005-550

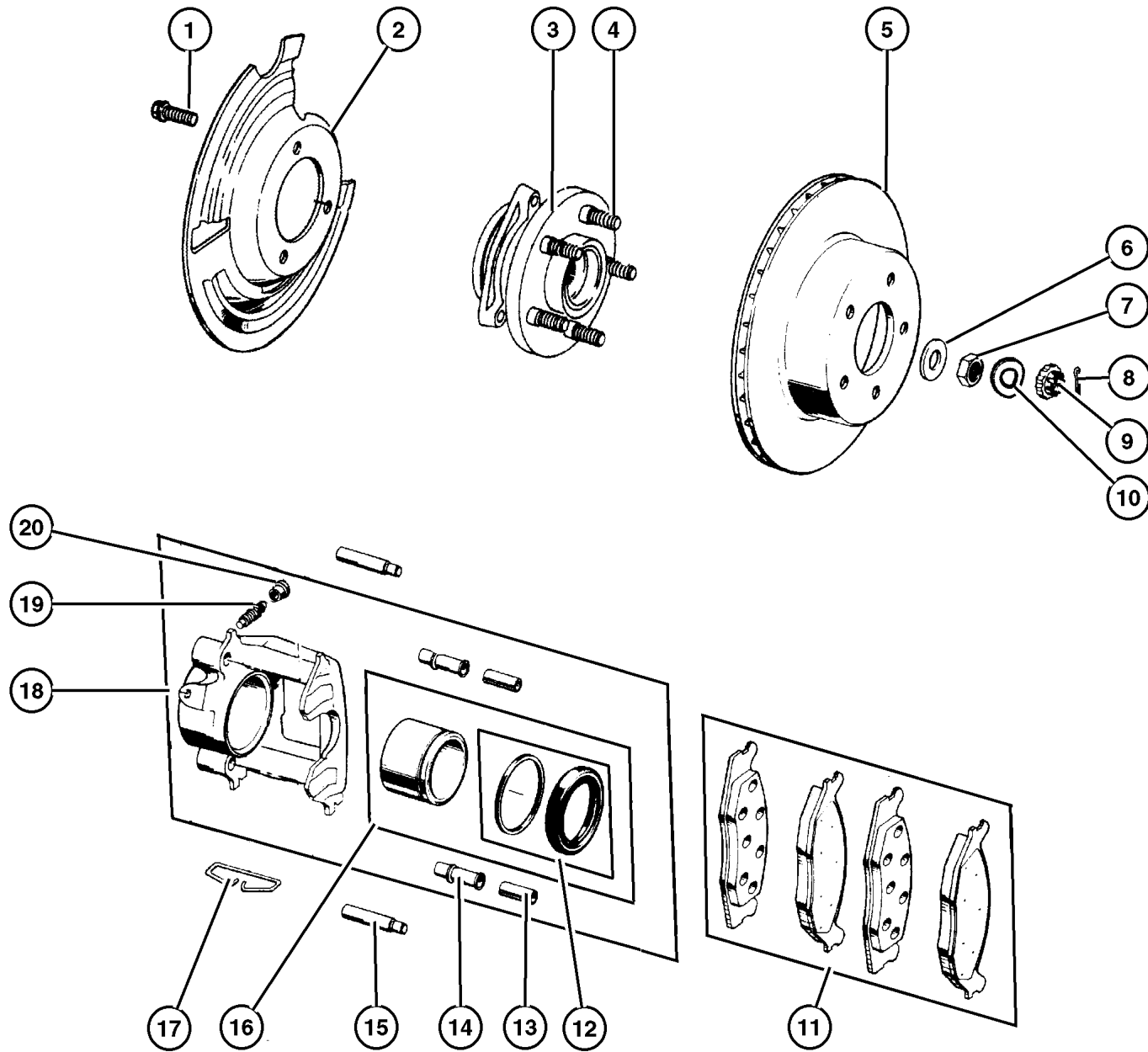
Brake Pedals

Brake Pedal, LHD Fig. 005-610

Brake Pedal, RHD Fig. 005-620

<p>005-100 Front Brakes</p> 	<p>005-200 Rear Brakes</p> 	<p>005-300 Power Brake Booster</p> 	<p>005-400 Brake Master Cylinder</p> 
<p>005-500 Brake Lines and Hoses</p> 	<p>005-600 Brake Pedals</p> 		

Front Brakes Figure 005-110



ITEM	PART NUMBER	QTY	LINE	BODY	DESCRIPTION
1					BOLT
	3420 1535	6	J		Knuckle to Hub and Bearing Mounting
		6	U		Knuckle to Hub and Bearing Mounting
2					SHIELD, Brake
	5200 5476	1	J		Right
	5200 5477	1	J		Left
	5200 5476	1	U		Right
	5200 5477	1	U		Left
3					HUB AND BEARING, Brake
	53007 449AC	2	J		
		2	U		
4					STUD, Hub
	6036 194AA	5	J		
		5	U		
5					ROTOR, Brake
	52008 440AB	2	J		
		2	U		
6					WASHER, Flat
	J420 0096	2	J		
		2	U		
7					NUT, Hex
	J420 0095	1	J		
		2	U		
8					PIN, Cotter, M4x40.00
	1101 0069	6	J		
		6	U		
9					RETAINER, Hub Nut
	J420 0097	2	J		
		2	U		
10					WASHER, Wave
	4740 749	2	J		
		2	U		
11					PAD KIT, Front Disc Brake
	4883 344	1	J		
		1	U		
12					BOOT AND SEAL, Disc Brake
	J813 3852	1	J		
		1	U		
13					BUSHING, Disc Brake Caliper
	4383 471	2	J		
		2	U		
14					SLEEVE, Disc Brake Caliper

JEEP WRANGLER (TJ)

SERIES
H = Sport
L = SE
P = Sahara

LINE
J = Wrangler 4WD
U = Wrangler 4WD (RHD)

BODY
77 = 93.4 WB

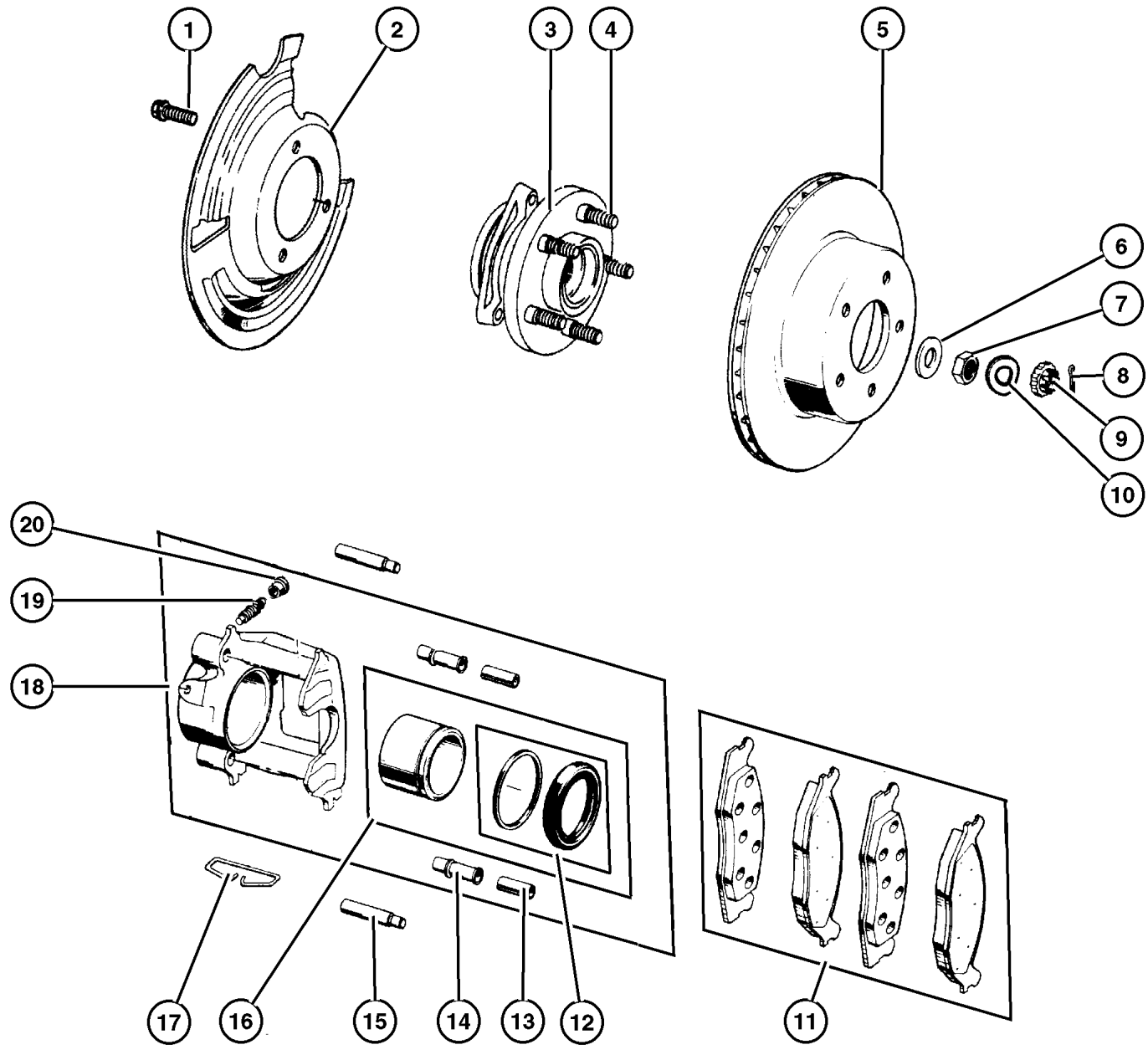
ENGINE
EPE, EP0 = 2.5L Power Tech
ERH, ER0 = 4.0L Power Tech

TRANSMISSION
DGG, DGD = 32RH 3 Spd. Auto.
DDQ = 5 Spd. Manual
DDD = 5 Speed HD Manual
DG0 = Auto. Trans.
DBB = Manual Trans.

AR = Use as required - = Non illustrated part # = New this model year

May 2, 2002

Front Brakes
Figure 005-110

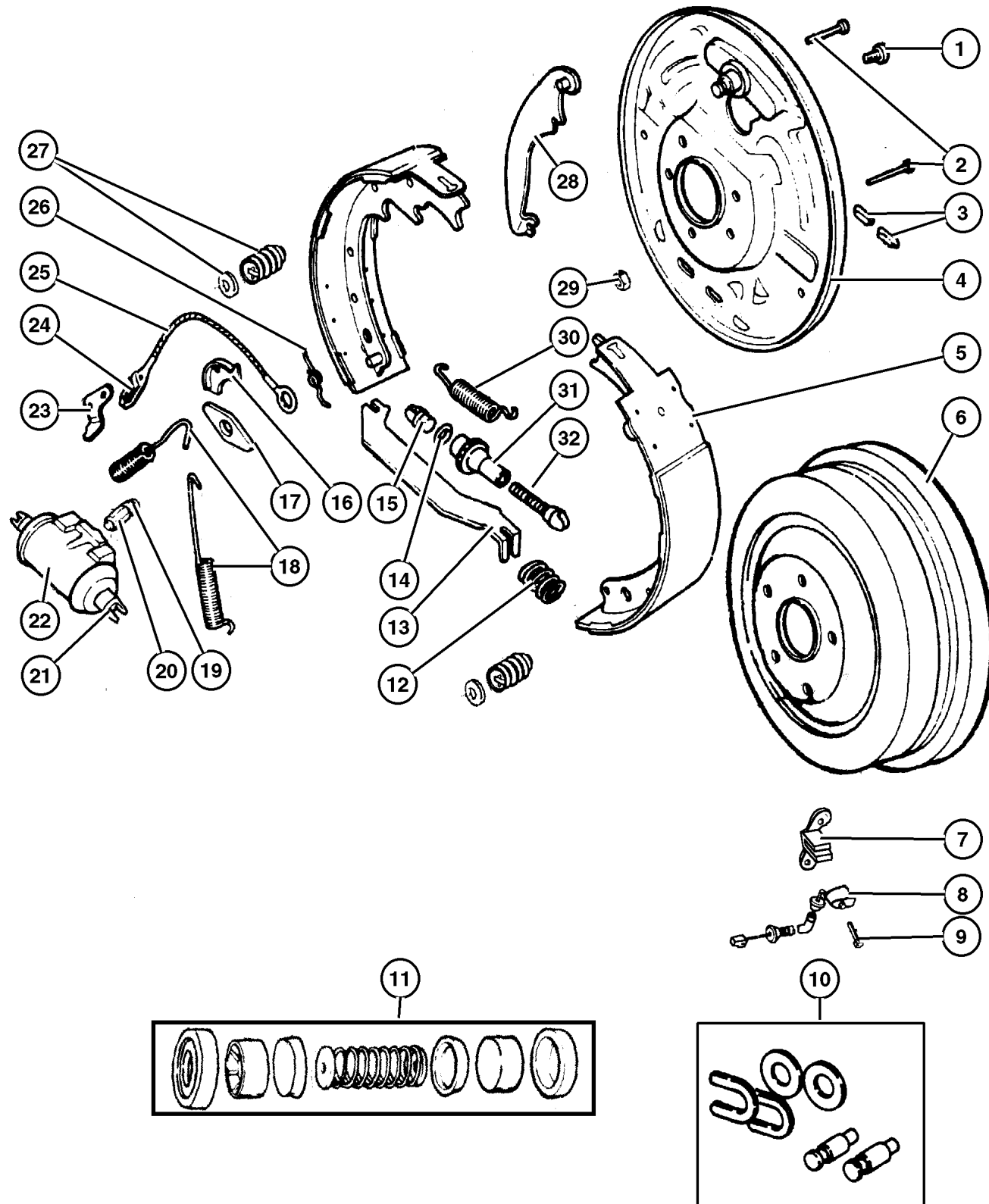


ITEM	PART NUMBER	QTY	LINE	BODY	DESCRIPTION
	4423 573	2	J		
		2	U		
15	5253 000	4	J		PIN, Caliper
		4	U		
16	5252 614	1	J		PISTON, Brake
		1	U		
17	J323 9865	2	J		CLIP, Brake Caliper
		2	U		
18					CALIPER, Disc Brake
	5252 984	1	J		Right
	5252 985	1	J		Left
	5252 984	1	U		Right
	5252 985	1	U		Left
19					SCREW, Bleeder
	J320 3313	1	J		
		1	U		
20					CAP, Bleeder
	4238 717	1	J		
		1	U		

JEEP WRANGLER (TJ)
 SERIES LINE BODY ENGINE TRANSMISSION
 H = Sport J = Wrangler 4WD 77 = 93.4 WB EPE, EP0 = 2.5L Power Tech DGG, DGD = 32RH 3 Spd. Auto.
 L = SE U = Wrangler 4WD (RHD) ERH, ER0 = 4.0L Power Tech DDQ = 5 Spd. Manual
 P = Sahara DDD = 5 Speed HD Manual
 DG0 = Auto. Trans.
 DBB = Manual Trans.

AR = Use as required - = Non illustrated part # = New this model year

Rear Drum Brakes Figure 005-210



ITEM	PART NUMBER	QTY	LINE	BODY	DESCRIPTION
Note: Sales Codes; manual, 12 Disc Magazine.					
BGA=Brakes,- Power Front Disc/Rear Drums manual, 12 Disc Magazine.					
BGK=Brakes - 4-Wheel Antilock manual, 12 Disc Magazine.					
1					BOLT, Hex Head
	6028 921	2	J		
		2	U		
2					PIN, Brake Shoe Hold Down
	2260 548	2	J		
		2	U		
3					PLUG, Brake Adjusting Hole
	4238 721	1	J		
		1	U		
4					PLATE, Brake Backing
	5017 760AA	1	J		[BGA], Right
	5017 761AA	1	J		[BGA], Left
	4856 718AB	1	J		[BGK], Right
	4856 719AB	1	J		[BGK], Left
	5017 760AA	1	U		Right
	5017 761AA	1	U		Left
5					SHOE AND LINING KIT, drum
	5019 536AA	1	J		
		1	U		
6					DRUM, Brake
	5200 5350	2	J		
		2	U		
7					BRACKET, Brake Sensor
	5200 7804	1	J		Right
	5200 7805	1	J		Left
8					SENSOR, Anti-Lock Brakes
	5602 7728	1	J		Right
	5602 7729	1	J		Left
9					BOLT
	8350 4920	2	J		
10					HARDWARE PACKAGE, Rear Brake
	4049 681	1	J		
		1	U		
11					REPAIR KIT, Wheel Cylinder
	5252 631	1	J		
		1	U		
12					SPRING, Parking Brake Strut, Purchase Strut, (NOT SERVICED)
13					STRUT, Parking Brake
	4713 590	1	J		

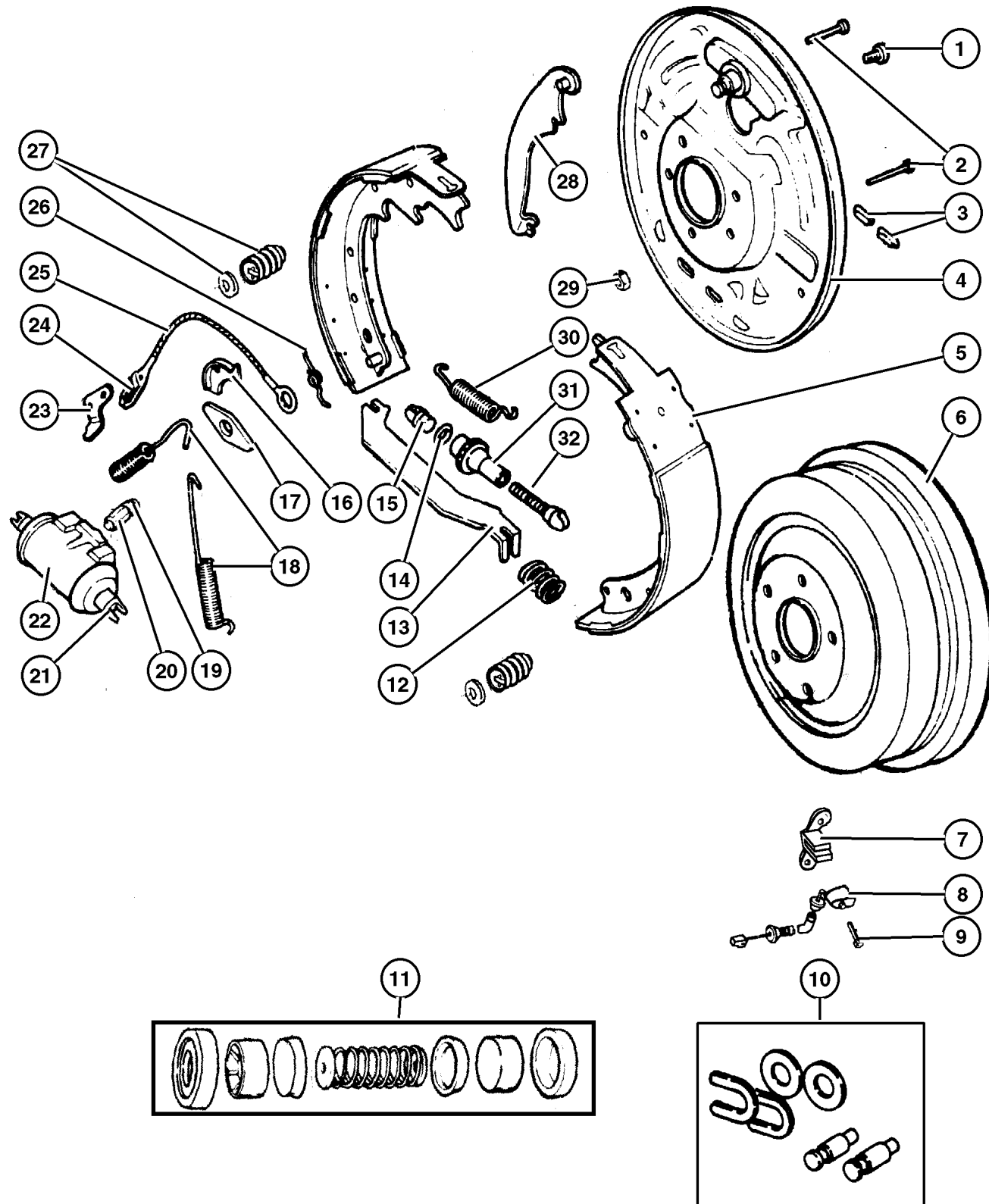
JEEP WRANGLER (TJ)

SERIES	LINE	BODY	ENGINE	TRANSMISSION
H = Sport	J = Wrangler 4WD	77 = 93.4 WB	EPE, EP0 = 2.5L Power Tech	DGG, DGD = 32RH 3 Spd. Auto.
L = SE	U = Wrangler 4WD (RHD)		ERH, ER0 = 4.0L Power Tech	DDQ = 5 Spd. Manual
P = Sahara				DDD = 5 Speed HD Manual
				DG0 = Auto. Trans.
				DBB = Manual Trans.

AR = Use as required - = Non illustrated part # = New this model year

May 2, 2002

Rear Drum Brakes Figure 005-210



ITEM	PART NUMBER	QTY	LINE	BODY	DESCRIPTION
		1	U		
14	6027 559	1	J		WASHER, Adjuster Button
		1	U		
15	2944 586	1	J		BUTTON, Rear Brake Auto Adjust
		1	U		
16	2260 793	1	J		GUIDE, Brake Adjusting Cable
		1	U		
17	4313 075	1	J		PLATE, Brake Shoe Guide
		1	U		
18	2881 676	2	J		SPRING, Brake Shoe Return
		1	U		
19	4238 717	1	J		CAP, Bleeder
		1	U		
20	3766 674	1	J		SCREW, Bleeder
		1	U		
21					LINK, Brake, Purchase Wheel Cylinder , (NOT SERVICED)
22	4313 056	1	J		CYLINDER, Wheel
		1	U		
23	4761 759	1	J		LEVER, Park Brake Adjusting
		1	U		
24	3461 660	1	J		SPRING, Adjuster Cable
		1	U		
25	3461 662	1	J		CABLE, Brake Automatic Adjuster
		1	U		Right
		1	U		Left
26	2944 580	1	J		SPRING, Brake Auto Adjuster Lever
	2944 581	1	J		Right
	2944 581	1	U		Left
	2944 581	1	U		Left
27	4313 062	2	J		SPRING, Brake Shoe Hold Down

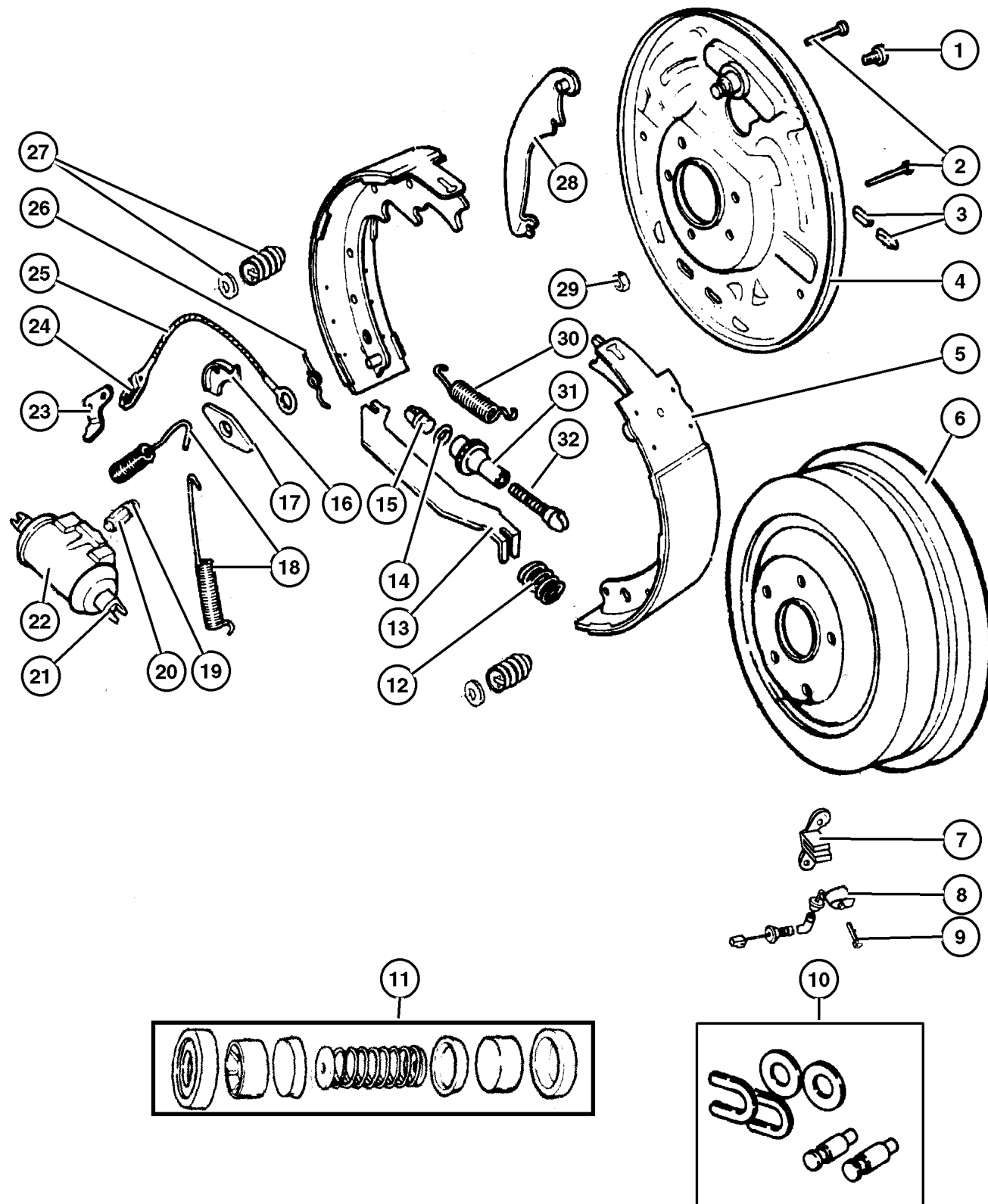
JEEP WRANGLER (TJ)

SERIES	LINE	BODY	ENGINE	TRANSMISSION
H = Sport	J = Wrangler 4WD	77 = 93.4 WB	EPE, EP0 = 2.5L Power Tech	DGG, DGD = 32RH 3 Spd. Auto.
L = SE	U = Wrangler 4WD (RHD)		ERH, ER0 = 4.0L Power Tech	DDQ = 5 Spd. Manual
P = Sahara				DDD = 5 Speed HD Manual
				DG0 = Auto. Trans.
				DBB = Manual Trans.

AR = Use as required - = Non illustrated part # = New this model year

May 2, 2002

Rear Drum Brakes Figure 005-210



ITEM	PART NUMBER	QTY	LINE	BODY	DESCRIPTION
		1	U		
28					LEVER, Park Brake
	4313 810	1	J		Right
	4313 811	1	J		Left
	4313 810	1	U		Right
	4313 811	1	U		Left
29					NUT, Hex Flange Lock
	J941 1783	8	J		Backing Plate to Axle Housing, Mounting
		8	U		Backing Plate to Axle Housing, Mounting
30					SPRING, Brake Shoe to Shoe
	4423 085	1	J		
		1	U		
31					NUT, Rear Brake Auto Adjust Pivot
	2944 692	1	J		Right
	2944 693	1	J		Left
	2944 692	1	U		Right
	2944 693	1	U		Left
32					SCREW, Brake Adjusting
	4423 898	1	J		Right
	4423 899	1	J		Left
	4423 898	1	U		Right
	4423 899	1	U		Left

JEEP WRANGLER (TJ)

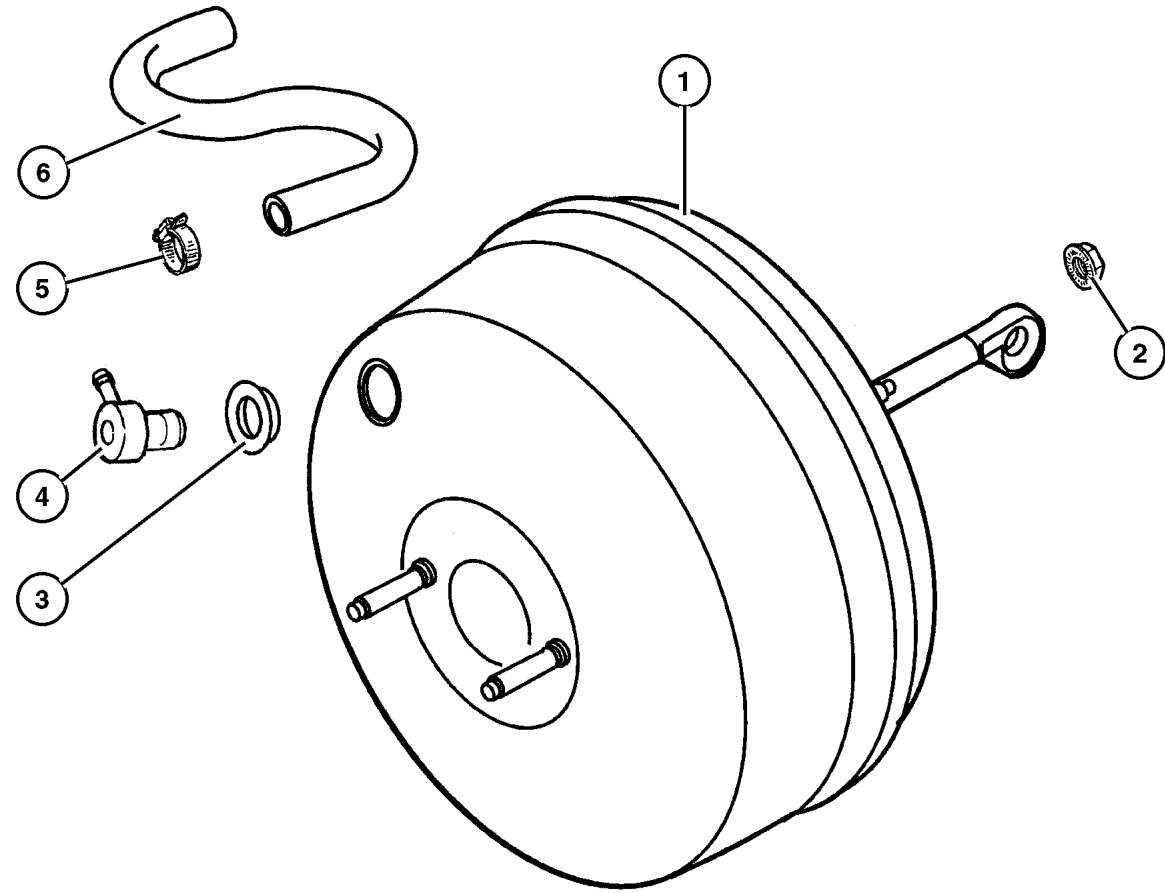
SERIES	LINE	BODY	ENGINE	TRANSMISSION
H = Sport	J = Wrangler 4WD	77 = 93.4 WB	EPE, EP0 = 2.5L Power Tech	DGG, DGD = 32RH 3 Spd. Auto.
L = SE	U = Wrangler 4WD (RHD)		ERH, ER0 = 4.0L Power Tech	DDQ = 5 Spd. Manual
P = Sahara				DDD = 5 Speed HD Manual
				DG0 = Auto. Trans.
				DBB = Manual Trans.

AR = Use as required - = Non illustrated part # = New this model year

May 2, 2002

**Power Brake Booster
Figure 005-310**

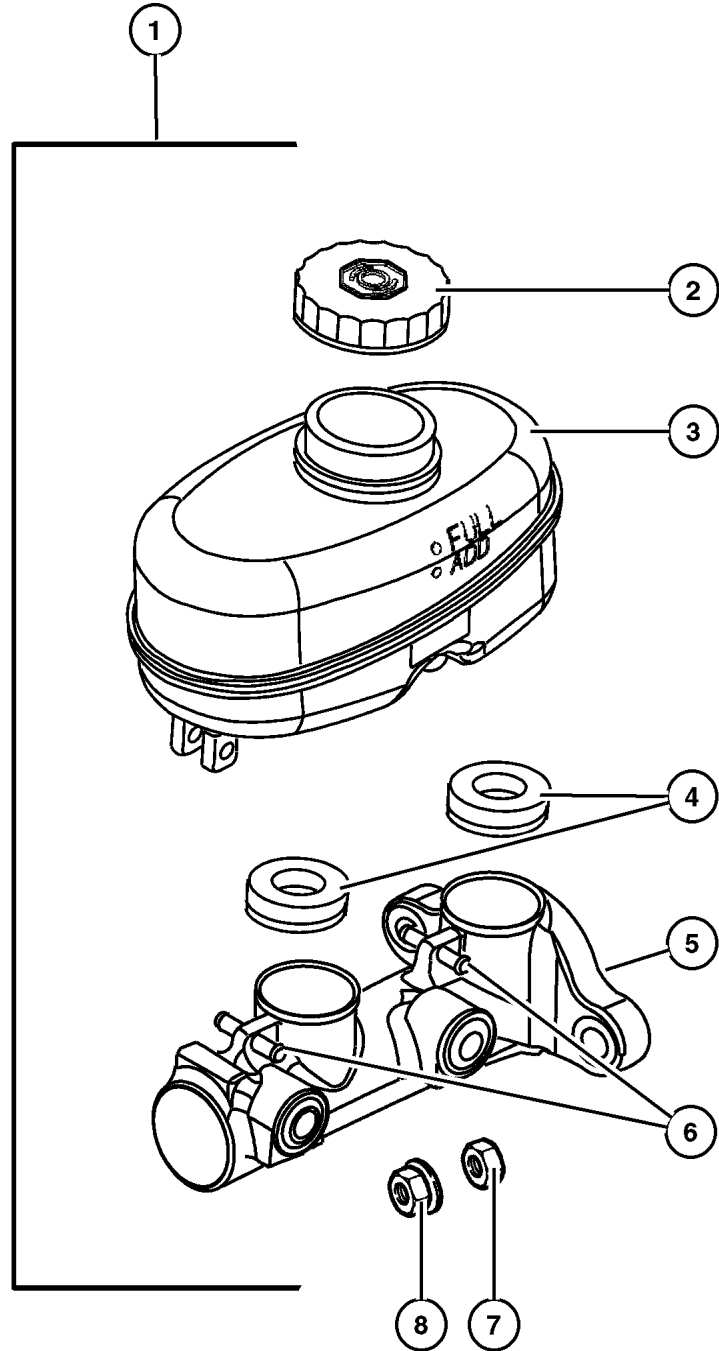
ITEM	PART NUMBER	QTY	LINE	BODY	DESCRIPTION
Note: EP0=All 2.5L 4 Cylinder Gas Engine---ER0= All 4.0L 6 Cylinder Gas Engine---BGA=Power Front Disc/Rear Drum Brakes--- BGM=4 Wheel Anti-Lock manual, 12 Disc Magazine.					
1	4798 158AB	1			BOOSTER, Power Brake
2	J400 3909	4			NUT, Hex Flange With Serration, Booster to Dash, Mounting
3	4883 813AA	1			GROMMET, Brake Booster Check Valve
4	4584 098	1			VALVE, Brake Booster Check
5	2448 770	2			CLAMP, Hose
6	5212 8229	1	J		HOSE, Brake Vacuum [EP0]
	3879 277	1	J		[ER0]



JEEP WRANGLER (TJ)				
SERIES	LINE	BODY	ENGINE	TRANSMISSION
H = Sport	J = Wrangler 4WD	77 = 93.4 WB	EPE, EP0 = 2.5L Power Tech	DGG, DGD = 32RH 3 Spd. Auto.
L = SE	U = Wrangler 4WD (RHD)		ERH, ER0 = 4.0L Power Tech	DDQ = 5 Spd. Manual
P = Sahara				DDD = 5 Speed HD Manual
				DG0 = Auto. Trans.
				DBB = Manual Trans.

AR = Use as required - = Non illustrated part # = New this model year

**Master Cylinder
Figure 005-410**



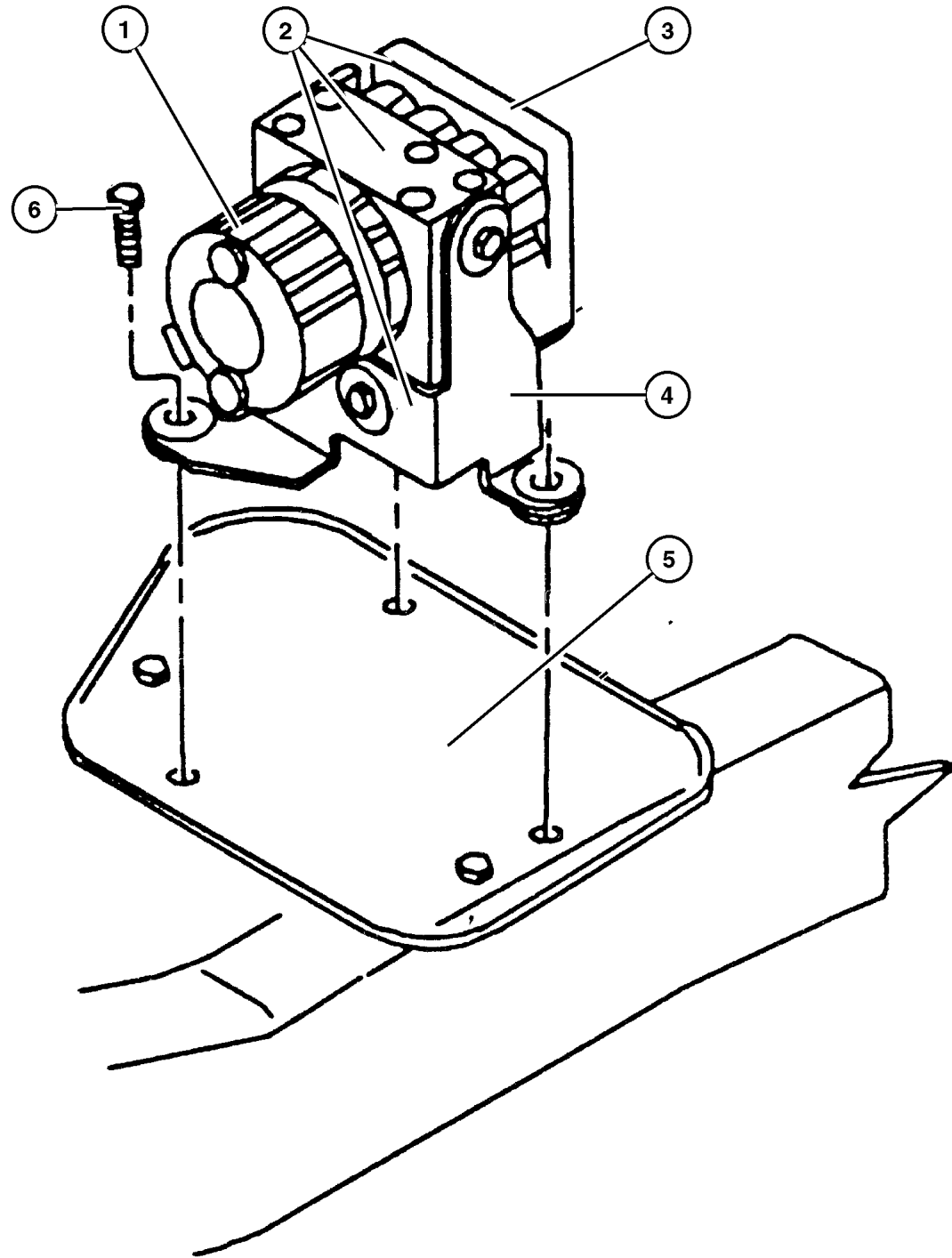
ITEM	PART NUMBER	QTY	LINE	BODY	DESCRIPTION
1	4798 157	1			MASTER CYLINDER, Brake
2	4683 656	1			CAP, Master Cylinder Reservoir
3	4761 943	1			RESERVOIR, Brake Master Cylinder, Includes items 4,5,6
4	4723 389	2			GROMMET, Master Cylinder Reservoir, Mounting
5	4723 395	1			SEAL, Master Cylinder To Booster, Mounting
6	4723 394	1			PIN, Master Cylinder Reservoir, Mounting
7	5017 194AA	2			NUT, Master Cylinder to Brake Booster Stud, Mounting
8	3420 1711	2			NUT, Hex Flange, M8x1.25, Combination Valve Bracket to Master Cylinder Stud, Mounting

JEEP WRANGLER (TJ)				
SERIES	LINE	BODY	ENGINE	TRANSMISSION
H = Sport	J = Wrangler 4WD	77 = 93.4 WB	EPE, EP0 = 2.5L Power Tech	DGG, DGD = 32RH 3 Spd. Auto.
L = SE	U = Wrangler 4WD (RHD)		ERH, ER0 = 4.0L Power Tech	DDQ = 5 Spd. Manual
P = Sahara				DDD = 5 Speed HD Manual
				DG0 = Auto. Trans.
				DBB = Manual Trans.

AR = Use as required - = Non illustrated part # = New this model year

May 2, 2002

**Hydraulic Control Unit, Anti-lock
Figure 005-510**




ITEM	PART NUMBER	QTY	LINE	BODY	DESCRIPTION
1	#5073 792AA	1			CONTROL UNIT, Anti-Lock Brake
2	#52128 487AA	1			CONTROL UNIT, Anti-Lock Brake, Complete Assembly with Items 1,3,4
3	#5073 793AA	1			MODULE, Anti-lock Brakes
4	#5066 564AA	1			BRACKET, Brake Control Unit, HCU, Mounting
5					BRACKET, ABS Sensor
	5517 6141	1	J		HCU Mounting Tray
	5517 6142	1	U		HCU Mounting Tray
6	3420 1888	3			SCREW, Hex Head, HCU Bracket to Tray, Mounting

JEEP WRANGLER (TJ)				
SERIES	LINE	BODY	ENGINE	TRANSMISSION
H = Sport	J = Wrangler 4WD	77 = 93.4 WB	EPE, EP0 = 2.5L Power Tech	DGG, DGD = 32RH 3 Spd. Auto.
L = SE	U = Wrangler 4WD (RHD)		ERH, ER0 = 4.0L Power Tech	DDQ = 5 Spd. Manual
P = Sahara				DDD = 5 Speed HD Manual
				DG0 = Auto. Trans.
				DBB = Manual Trans.

AR = Use as required - = Non illustrated part # = New this model year

May 2, 2002

Brake Lines and Hoses,Front,LHD and Rear,LHD,RHD,without ABS
Figure 005-520



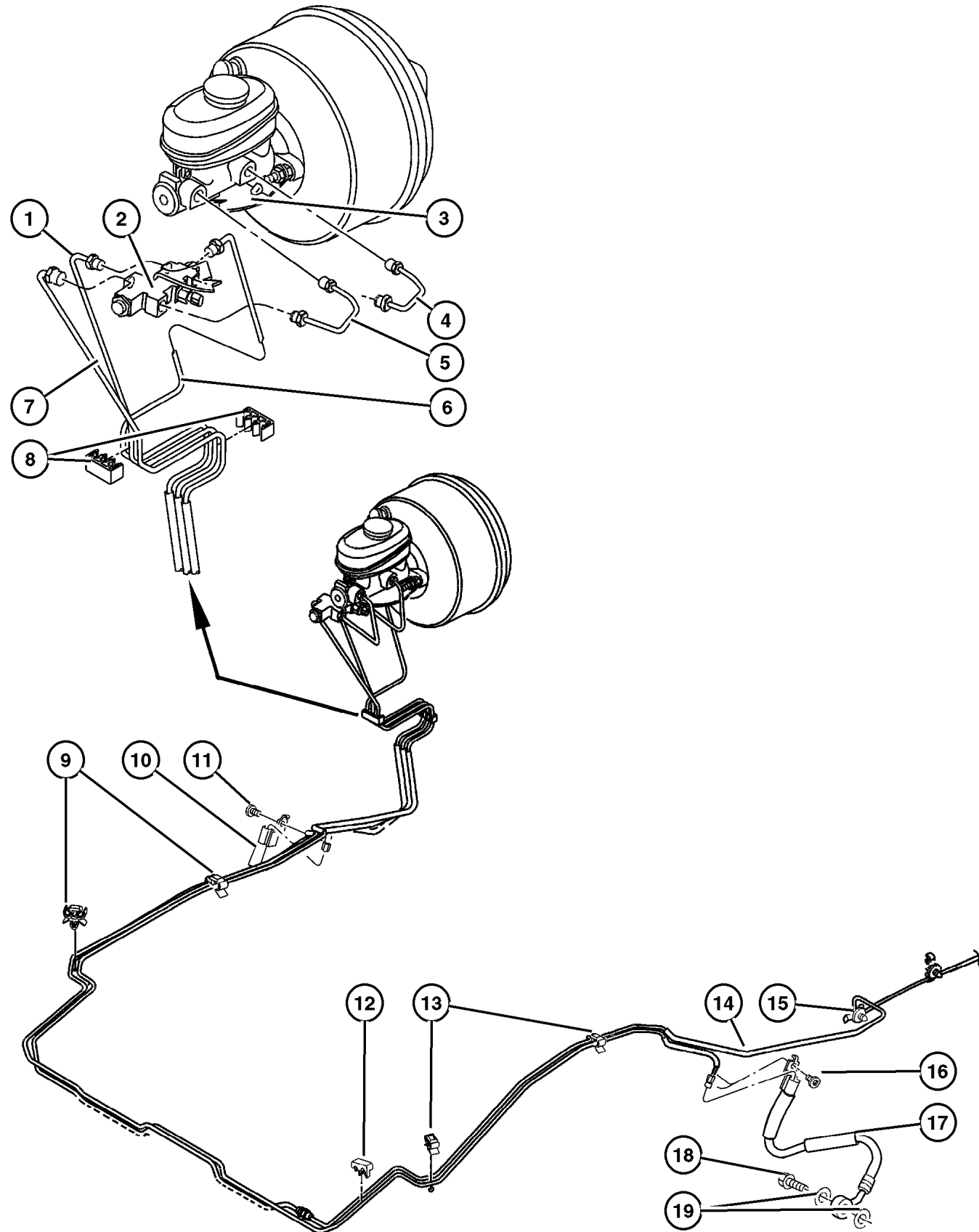
ITEM	PART NUMBER	QTY	LINE	BODY	DESCRIPTION
Note:Sales Codes; manual, 12 Disc Magazine.					
[DRJ]=Axle - Rear,Dana M35/194MM manual, 12 Disc Magazine.					
[DRK]=Axle - Rear,Dana 44/226MM manual, 12 Disc Magazine.					
1	5212 7970	1			BRACKET, Brake Valve
2	5200 8443	1	J		TUBE, Brake, Proportioning Valve to Left Front Brake Hose
3	5200 8399	1			TUBE, Brake, Master Cylinder to Proportioning Valve, Secondary
4	5200 8398	1			TUBE, Brake, Master Cylinder to Proportioning Valve, Primary
5	52128 245AB	3			CLIP, Brake Tube, Line Spacer
6	5200 9115	1			VALVE, Proportioning
7	5200 8385	1	J		TUBE, Brake, Proportioning Valve to Rear Brake Hose
8	52008 442AC	1	J		TUBE, Brake, Proportioning Valve to Right Front Brake Hose
9	3420 2688	5	J		CLIP, Latch&Line, Brake Line to Frame, Mounting
10	J400 6700	2			BOLT, Banjo, Brake Hose, Mounting
11	3420 1670	2			SCREW, Pan Head, M8-1.25x13, Front Brake Hose to Frame
12	52008 675AC	1			HOSE, Brake, Front, Left
13	J323 7672	4			GASKET, Brake Hose To Caliper, Mounting
14	3420 1912	1			SCREW, Self Tapping, M6x1x14, Brake Tube Shield to Axle Tube, Mounting
15	5212 8189	1			SHIELD, Brake Line, Rear Axle
16	5200 8402	1			TUBE, Brake [DRJ], Right
	5200 9092	1			[DRK], Right
17	5200 8403	1			TUBE, Brake [DRJ], Left
	5200 9093	1			[DRK], Left
18	5200 8391	1			HOSE, Brake, Rear
19	4137 696	1			SCREW, Brake Tee, .437-20x2.07, Axle Vent and Hose, Mounting
20	5212 8175	2			CLIP, Brake Attaching Tube, 3 Way, Double Tube Brake line, Mounting
21	52008 674AC	1			HOSE, Brake, Front, Right

JEEP WRANGLER (TJ)

SERIES	LINE	BODY	ENGINE	TRANSMISSION
H = Sport	J = Wrangler 4WD	77 = 93.4 WB	EPE, EP0 = 2.5L Power Tech	DGG, DGD = 32RH 3 Spd. Auto.
L = SE	U = Wrangler 4WD (RHD)		ERH, ER0 = 4.0L Power Tech	DDQ = 5 Spd. Manual
P = Sahara				DDD = 5 Speed HD Manual
				DG0 = Auto. Trans.
				DBB = Manual Trans.

AR = Use as required - = Non illustrated part # = New this model year

Brake Lines and Hoses,Front,RHD,without ABS
Figure 005-530



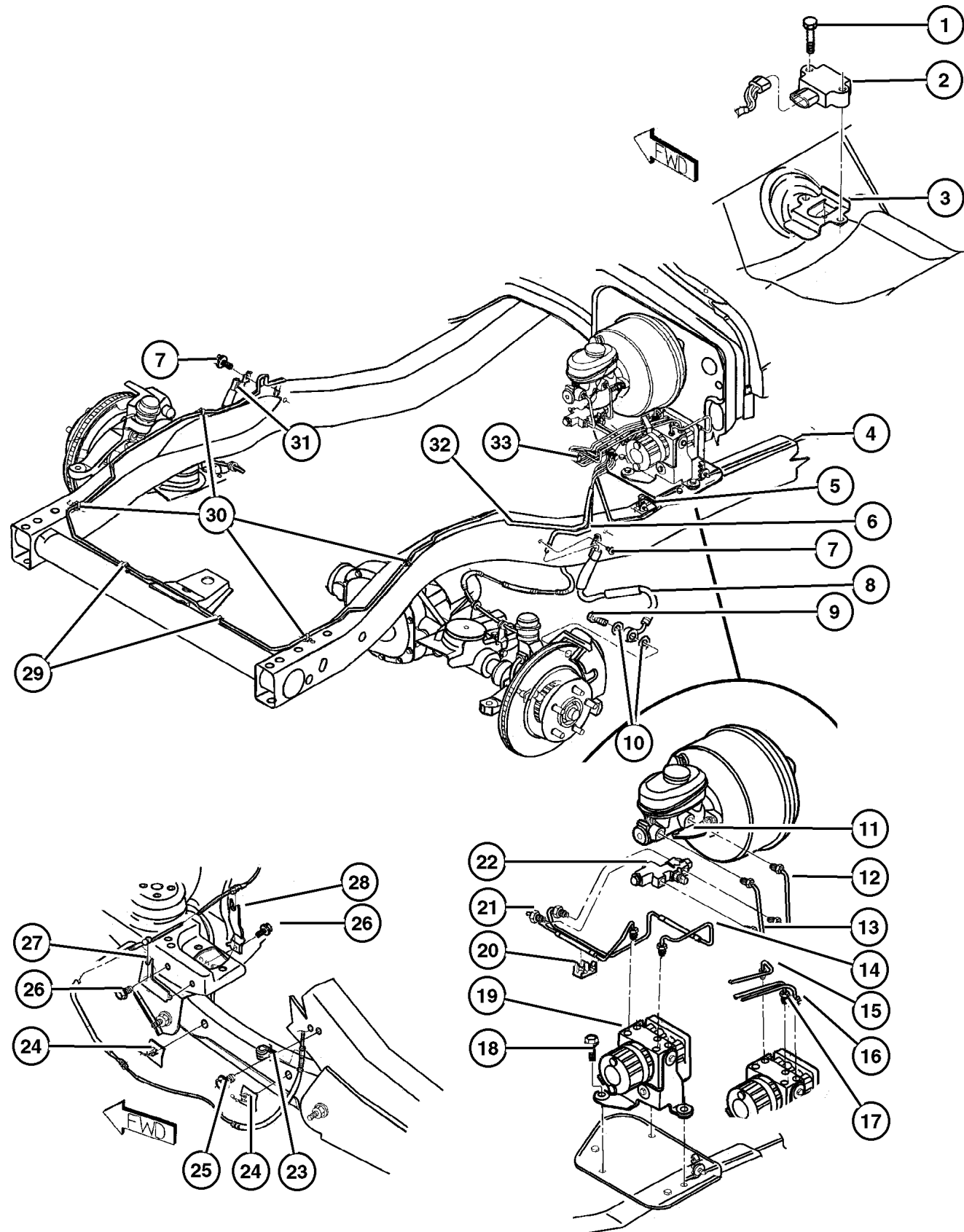
ITEM	PART NUMBER	QTY	LINE	BODY	DESCRIPTION
1	52009 095AD	1	U		TUBE, Brake, Proportioning Valve to Left Front Brake Hose
2	5200 8549	1			VALVE, Combination
3	5212 7970	1			BRACKET, Brake Valve
4	5200 8399	1			TUBE, Brake, Master Cylinder to Proportioning Valve, Secondary
5	5200 8398	1			TUBE, Brake, Master Cylinder to Proportioning Valve, Primary
6	52009 094AB	1	U		TUBE, Brake, Proportioning Valve to Tube Coupling
7	52008 930AC	1	U		TUBE, Brake, Proportioning Valve to Right Front Brake Hose
8	52128 245AB	2			CLIP, Brake Tube, 3 Way
9	5212 8175	2			CLIP, Brake Attaching Tube, 3 Way, Brake Line to Frame
10	52008 674AC	1			HOSE, Brake, Right
11	3420 1670	2			SCREW, Pan Head, M8-1.25x13, Hose to Frame, Mounting
12	5200 8940	1			CLIP, Brake Line, 2 Way, Mounting
13	5212 8175	2			CLIP, Brake Attaching Tube, 3 Way, Brake Line to Frame, Mounting
14	52008 982AC	1	U		TUBE, Brake, Tube Coupling to Rear Brake Hose
15	3420 2688	1	U		CLIP, Latch&Line, 1 Way, Mounting
16	3420 1670	2			SCREW, Pan Head, M8-1.25x13, Hose to Frame, Mounting
17	52008 675AC	1			HOSE, Brake, Left
18	J400 6700	2			BOLT, Banjo, Right or Left
19	J323 7672	2			GASKET, Brake Hose To Caliper, Right or Left

JEEP WRANGLER (TJ)				
SERIES	LINE	BODY	ENGINE	TRANSMISSION
H = Sport	J = Wrangler 4WD	77 = 93.4 WB	EPE, EP0 = 2.5L Power Tech	DGG, DGD = 32RH 3 Spd. Auto.
L = SE	U = Wrangler 4WD (RHD)		ERH, ER0 = 4.0L Power Tech	DDQ = 5 Spd. Manual
P = Sahara				DDD = 5 Speed HD Manual
				DG0 = Auto. Trans.
				DBB = Manual Trans.

AR = Use as required - = Non illustrated part # = New this model year

May 2, 2002

Brake Lines and Hoses Front,LHD,with ABS Figure 005-540



ITEM	PART NUMBER	QTY	LINE	BODY	DESCRIPTION
1	6035 991AA	2			SCREW, Hex Flange Head, Acceleration Switch, Mounting
2	56006 315AB	1			SWITCH, Anti Lock Brake Accelarat
3	#55177 252AA	1			BRACKET, ABS Sensor, Mounting
4	#52128 482AA	1	J		TUBE, Brake, HCU to Rear Brake Hose
5	3420 2688	5	J		CLIP, Latch&Line
6	#52128 484AA	1	J		TUBE, Brake, HCU to Left Front Brake Hose
7	3420 1670	2			SCREW, Pan Head, M8-1.25x13, Brake Hose to Frame, Mounting
8	52008 675AC	1			HOSE, Brake, Front, Left
9	J400 6700	2			BOLT, Banjo, Front Brake Hose, Mounting
10	J323 7672	4			GASKET, Brake Hose To Caliper, Mounting
11	5212 7970	1			BRACKET, Brake Valve, Mounting
12	5200 8399	1			TUBE, Brake, Master Cylinder to Proportioning Valve, Secondary
13	5200 8398	1			TUBE, Brake, Master Cylinder to Proportioning Valve, Primary
14	#52128 485AA	1	J		HOSE, Brake, Proportioning Valve to HCU, Secondary
15	#52128 482AA	1	J		TUBE, Brake, HCU to Rear Brake Hose
16	#52128 483AA	1	J		TUBE, Brake, HCU to Right Front Brake Hose
17	#52128 484AA	1	J		TUBE, Brake, HCU to Left Front Brake Hose
18	3420 1888	3			SCREW, Hex Head, HCU to Bracket, Mounting
19	#52128 487AA	1			CONTROL UNIT, Anti-Lock Brake, with CAB Module
20	5200 8940	1			CLIP, Brake Line, Spacer, Mounting
21	#52128 486AA	1	J		HOSE, Brake, Proportioning Valve to HCU, Primary
22	5200 8549	1			VALVE, Proportioning
23					CLIP, Brake Speed Sensor, (NOT SERVICED)
24	5212 8162	4			RETAINER, Push On, ABS Sensor Wire
25	3420 1888	2			SCREW, Hex Head
26	3420 1912	4			SCREW, Self Tapping, M6x1x14
27					BRACKET, Shock Absorber
	5200 8884	1			Inboard Sensor, Right
	5200 8885	1			Inboard Sensor, Left
28					BRACKET, Shock Absorber
	5200 8780	1			Outboard Sensor, Right
	5200 8781	1			Outboard Sensor, Left
29	5212 8175	2			CLIP, Brake Attaching Tube, 3 Way, Brake to to Front Frame, Mounting
30	3420 2688	5	J		CLIP, Latch&Line, Brake to to Frame Rail, Mounting
31	52008 674AC	1			HOSE, Brake, Front, Right
32	#52128 483AA	1	J		TUBE, Brake, HCU to Right Front Brake Hose
33	52128 245AB	2			CLIP, Brake Tube, 3-Way Locking Spacer at Dash, Mounting

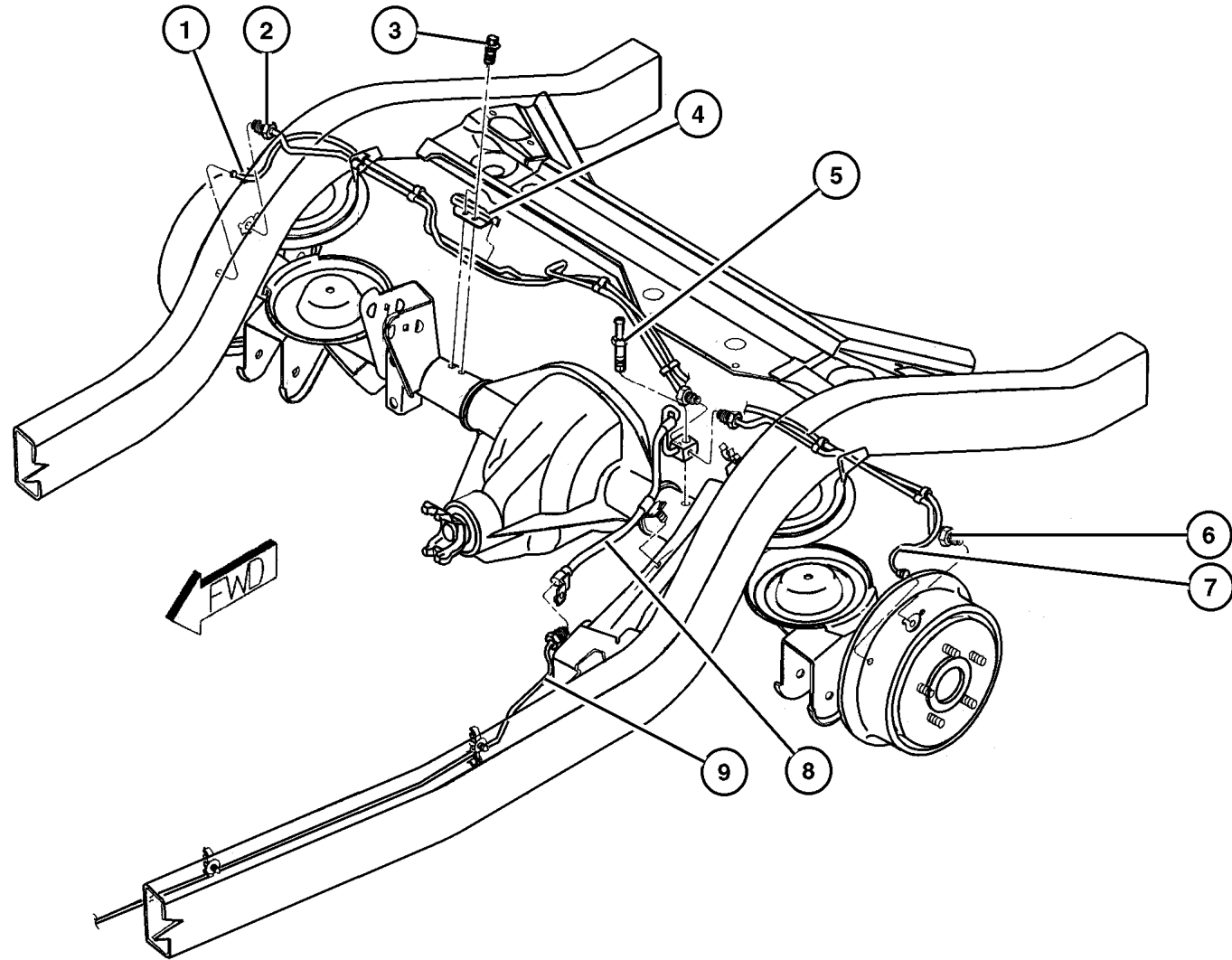
JEEP WRANGLER (TJ)

SERIES	LINE	BODY	ENGINE	TRANSMISSION
H = Sport	J = Wrangler 4WD	77 = 93.4 WB	EPE, EP0 = 2.5L Power Tech	DGG, DGD = 32RH 3 Spd. Auto.
L = SE	U = Wrangler 4WD (RHD)		ERH, ER0 = 4.0L Power Tech	DDQ = 5 Spd. Manual
P = Sahara				DDD = 5 Speed HD Manual
				DG0 = Auto. Trans.
				DBB = Manual Trans.

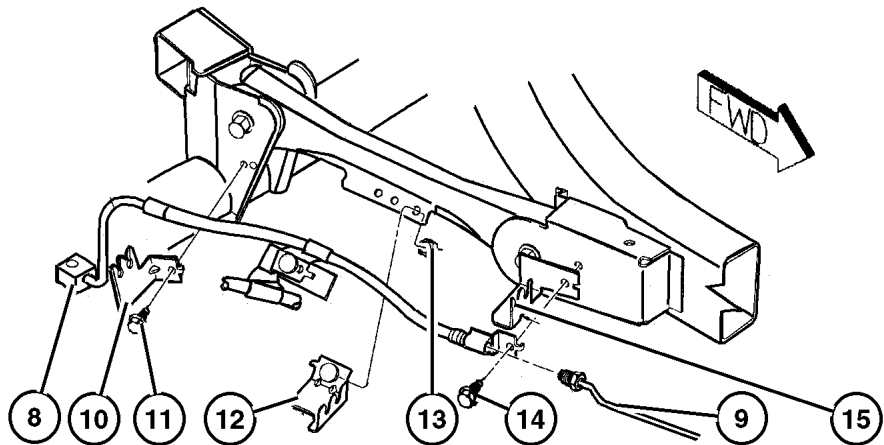
AR = Use as required - = Non illustrated part # = New this model year

May 2, 2002

Brake Lines and Hoses Rear,LHD,with ABS
Figure 005-550



ITEM	PART NUMBER	QTY	LINE	BODY	DESCRIPTION
1	5602 7728	1	J		SENSOR, Anti-Lock Brakes, Right
2	5200 8402	1			TUBE, Brake, Right
3	3420 1912	2			SCREW, Self Tapping, M6x1x14, Brake Line Shield, Mounting
4	5212 8189	1			SHIELD, Brake Line
5	4137 696	1			SCREW, Brake Tee, .437-20x2.07
6	5200 8403	1			TUBE, Brake, Left
7	5602 7729	1	J		SENSOR, Anti-Lock Brakes, Left
8	5200 8391	1			HOSE, Brake, Rear
9	#52128 482AA	1	J		TUBE, Brake, HCU to Rear Brake Hose
10	5602 6757	1			BRACKET, Anti-Lock Brake Sensor
11	3420 1912	1			SCREW, Self Tapping, M6x1x14, ABS Sensor Bracket, Mounting
12	5200 8920	1			BRACKET, ABS Sensor, Left
13	6101 695	1			NUT, Hex Flange Lock, M8x1.25, Sensor Bracket to Control Arm, Mounting
14	6502 711	1			BOLT, ABS Sensor, Brake Hose to Left Rear Control Arm, Mounting
15	5200 8919	1			BRACKET, ABS Sensor, Frame Rail Sensor Wire, Mounting

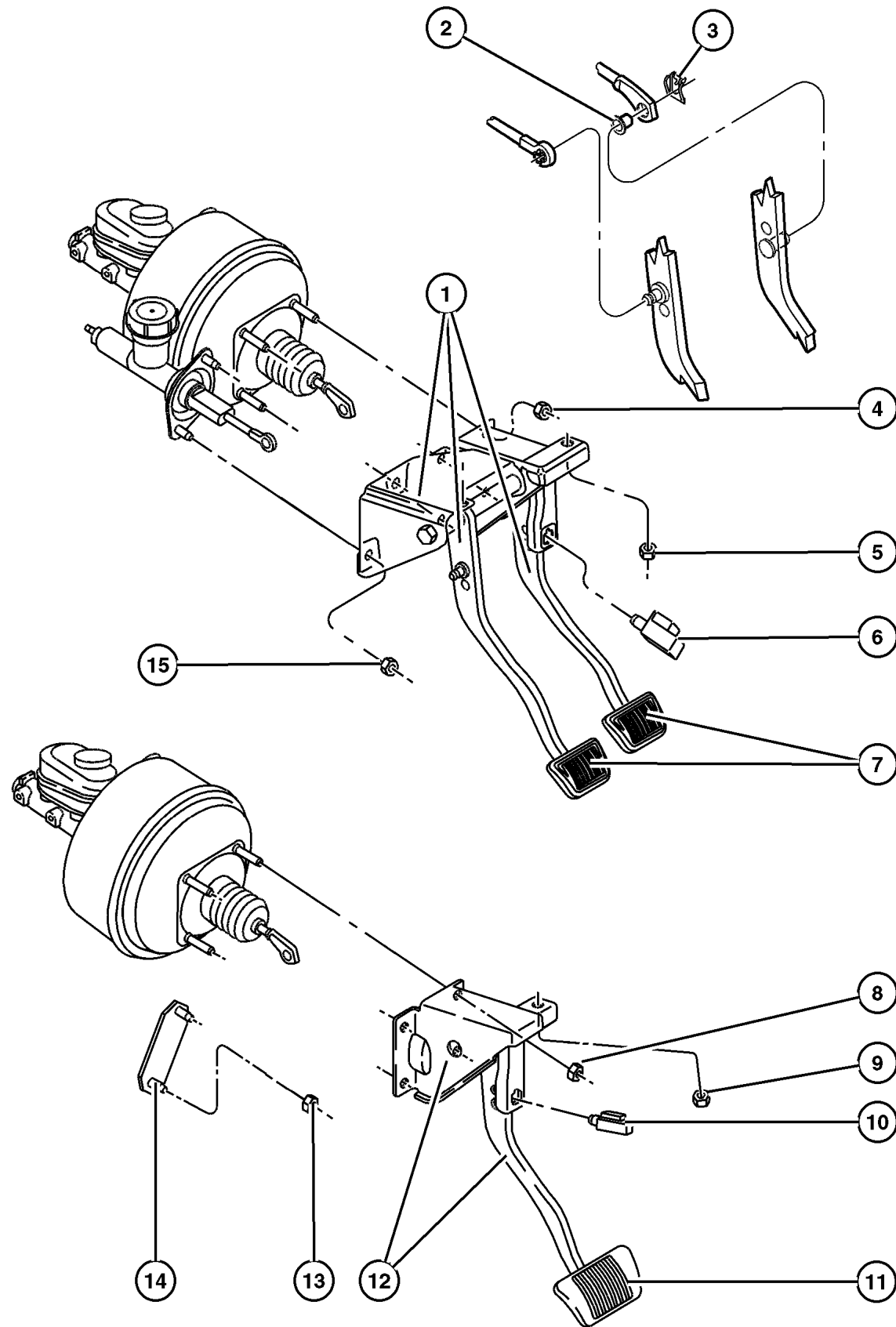


JEEP WRANGLER (TJ)				
SERIES	LINE	BODY	ENGINE	TRANSMISSION
H = Sport	J = Wrangler 4WD	77 = 93.4 WB	EPE, EP0 = 2.5L Power Tech	DGG, DGD = 32RH 3 Spd. Auto.
L = SE	U = Wrangler 4WD (RHD)		ERH, ER0 = 4.0L Power Tech	DDQ = 5 Spd. Manual
P = Sahara				DDD = 5 Speed HD Manual
				DG0 = Auto. Trans.
				DBB = Manual Trans.

AR = Use as required - = Non illustrated part # = New this model year

May 2, 2002

Brake Pedal,LHD
Figure 005-610



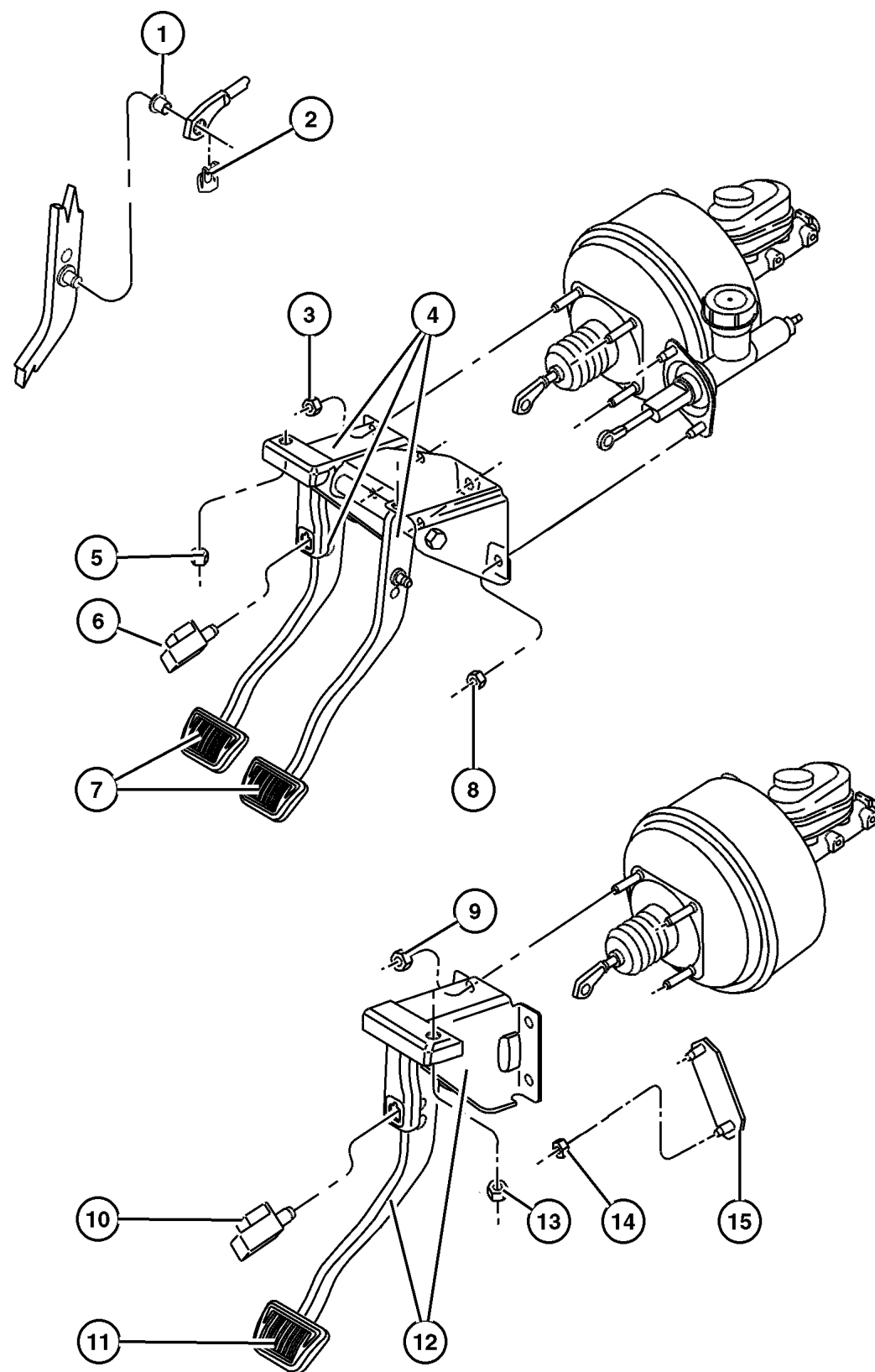
ITEM	PART NUMBER	QTY	LINE	BODY	DESCRIPTION
Note: DBB= All Manual Transmissions---DG0=All Automatic Transmissions manual, 12 Disc Magazine.					
1	52128 017AB	1	J		PEDAL, Brake And Clutch, [DBB]
2	4446 361	1			BUSHING, Hydraulic Clutch Actuator
3	6035 334	1			CLIP, Brake Push Rod
4	J400 3909	4			NUT, Hex Flange With Serration, Booster to Dash Mounting
5	J400 3909	2			NUT, Hex Flange With Serration, Brake Pedal Support Bracket Mounting
6	4671 336	1			SWITCH, Stop Lamp
7	5200 2750	2	J		PAD, Pedal, [DBB]
8	J400 3909	4			NUT, Hex Flange With Serration, Booster to Dash Mounting
9	J400 3909	1			NUT, Hex Flange With Serration, Brake Pedal Support Bracket Mounting
10	4671 336	1			SWITCH, Stop Lamp
11	4779 027	1	J		PAD, Pedal, [DG0]
12	52129 008AE	1	J		PEDAL, Brake, [DG0]
13	J400 3909	2			NUT, Hex Flange With Serration, Clutch Master Cylinder Cover Mounting
14	5210 4013	1			COVER, Master Cylinder, [DG0]
15	J400 3909	2			NUT, Hex Flange With Serration, Clutch Master Cylinder Mounting

JEEP WRANGLER (TJ)				
SERIES	LINE	BODY	ENGINE	TRANSMISSION
H = Sport	J = Wrangler 4WD	77 = 93.4 WB	EPE, EP0 = 2.5L Power Tech	DGG, DGD = 32RH 3 Spd. Auto.
L = SE	U = Wrangler 4WD (RHD)		ERH, ER0 = 4.0L Power Tech	DDQ = 5 Spd. Manual
P = Sahara				DDD = 5 Speed HD Manual
				DG0 = Auto. Trans.
				DBB = Manual Trans.

AR = Use as required - = Non illustrated part # = New this model year

May 2, 2002

Brake Pedal,RHD
Figure 005-620



ITEM	PART NUMBER	QTY	LINE	BODY	DESCRIPTION
1	4446 361	1			BUSHING, Hydraulic Clutch Actuator
2	6035 334	1			CLIP, Brake Push Rod
3	J400 3909	4			NUT, Hex Flange With Serration, Booster to Dash Mounting
4	52128 052AB	1	U		PEDAL, Brake And Clutch, [DBB]
5	J400 3909	2			NUT, Hex Flange With Serration, Brake Pedal Support
6	4671 336	1			Bracket Mounting SWITCH, Stop Lamp
7	5200 2750	2	U		PAD, Pedal, [DBB]
8	J400 3909	2			NUT, Hex Flange With Serration, Clutch Master Cylinder
9	J400 3909	4			Mounting NUT, Hex Flange With Serration, Booster to Dash Mounting
10	4671 336	1			SWITCH, Stop Lamp
11	4779 027	1	U		PAD, Pedal, [DG0]
12	52129 038AD	1	U		PEDAL, Brake, [DG0]
13	J400 3909	1			NUT, Hex Flange With Serration, Brake Pedal Support
14	J400 3909	2			Bracket Mounting NUT, Hex Flange With Serration, Clutch Master Cylinder
15	5210 4013	1			Cover Mounting COVER, Master Cylinder, [DG0]

JEEP WRANGLER (TJ)

SERIES	LINE	BODY	ENGINE	TRANSMISSION
H = Sport	J = Wrangler 4WD	77 = 93.4 WB	EPE, EP0 = 2.5L Power Tech	DGG, DGD = 32RH 3 Spd. Auto.
L = SE	U = Wrangler 4WD (RHD)		ERH, ER0 = 4.0L Power Tech	DDQ = 5 Spd. Manual
P = Sahara				DDD = 5 Speed HD Manual
				DG0 = Auto. Trans.
				DBB = Manual Trans.

AR = Use as required - = Non illustrated part # = New this model year

May 2, 2002

Group – 006

Clutch

GROUP 6 - Clutch

Illustration Title

Group-Fig. No.

Clutch

Clutch Fig. 006-110

Clutch Housing

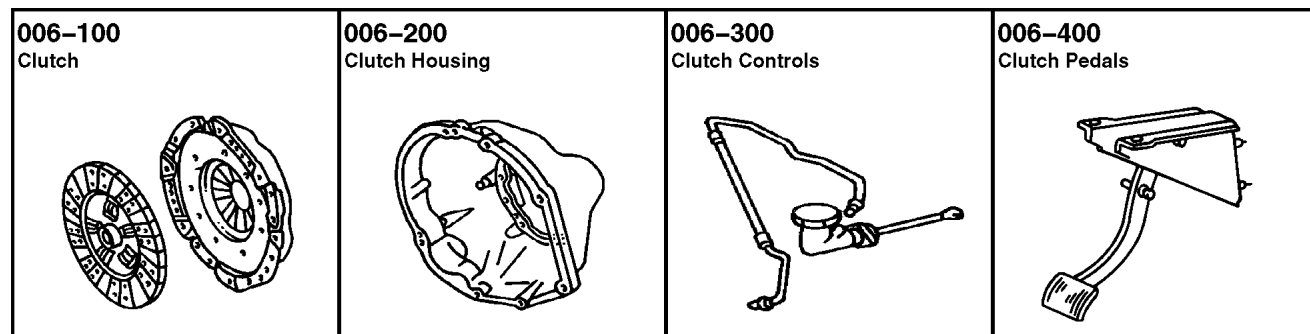
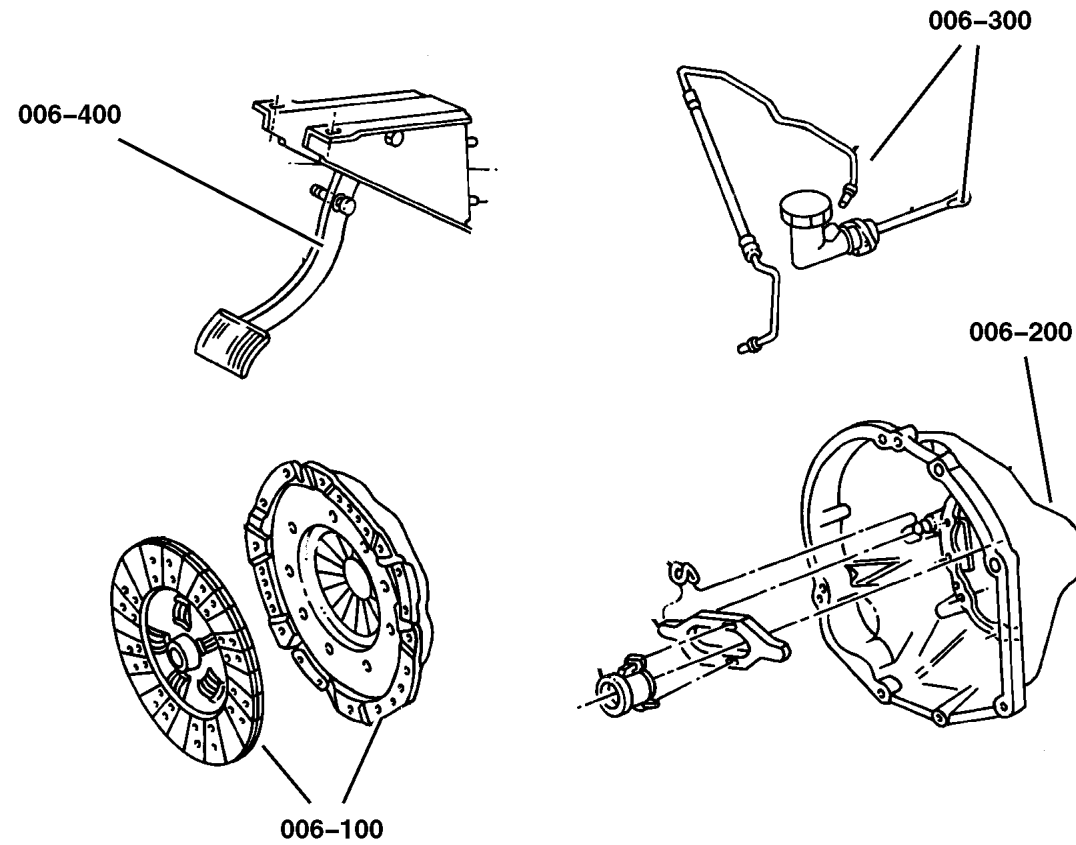
Housing and Pan, Clutch Fig. 006-210

Clutch Controls

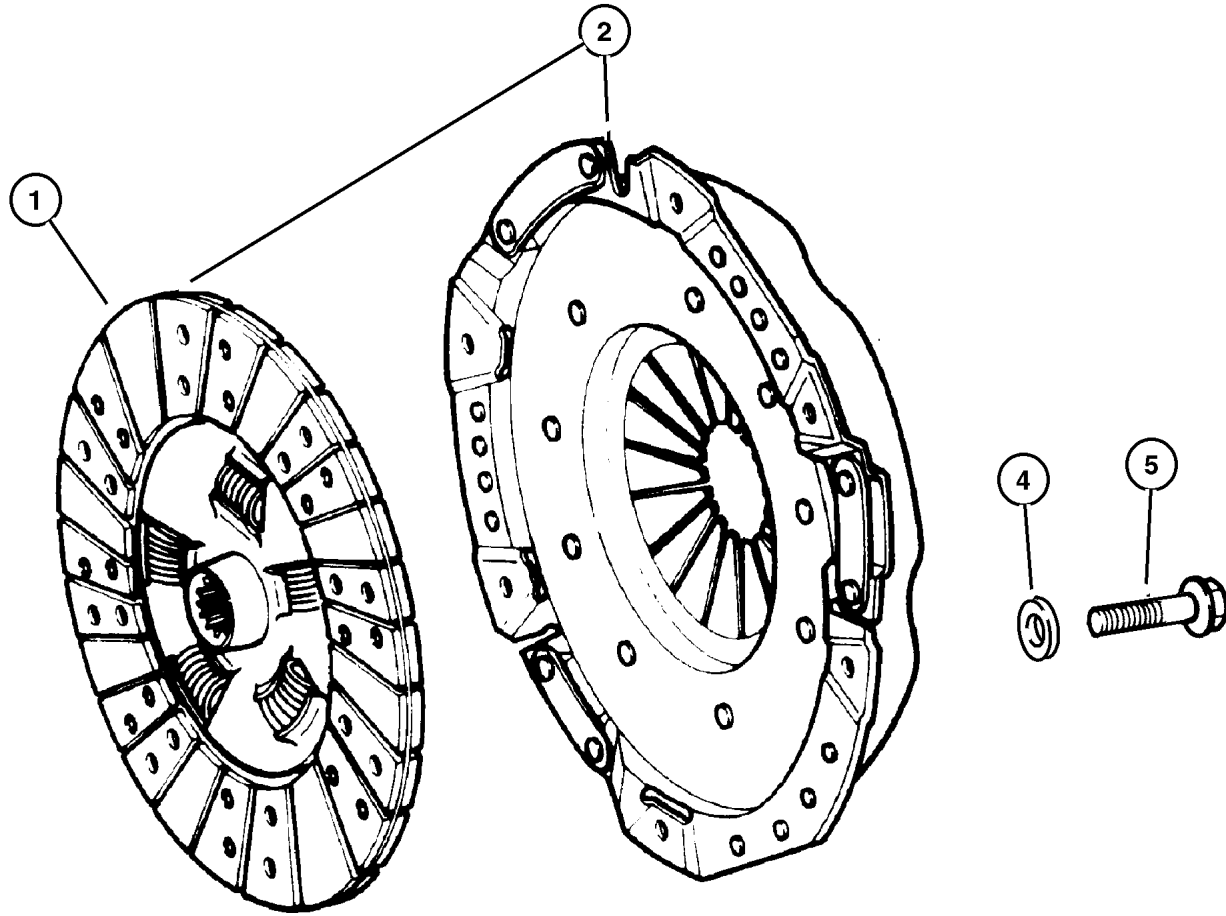
Control, Clutch Fig. 006-310

Clutch Pedals

Pedal, Clutch Fig. 006-410



Clutch Figure 006-110



ITEM	PART NUMBER	QTY	LINE	ENGINE	TRANS	DESCRIPTION
------	-------------	-----	------	--------	-------	-------------

NOTE; Sales Codes manual, 12 Disc Magazine.

[DBB] = All Manual Transmissions manual, 12 Disc Magazine.

[DDD] = 5 Speed Heavy Duty Manual Transmission manual, 12 Disc Magazine.

[DDQ] = 5 Speed Manual Transmission manual, 12 Disc Magazine.

[EP0] = All 2.5L 4 Cylinder Gas Engines manual, 12 Disc Magazine.

[ER0] = All 4.0L 6 Cylinder Gas Engines manual, 12 Disc Magazine.

1	52104 363AA	1		ER0	DDD	DISC, Clutch
2	5210 7570	1		EP0	DDQ	CLUTCH KIT, Manual Transmission
-3	5015 606AA	1		ER0	DDD	CLUTCH PACKAGE
4	1150 0221	6		EP0	DBB	WASHER, Flat
5	3420 1373	6		EP0	DBB	BOLT, Hex Head, M8x1.25x22
-6	6035 626	6		ER0	DBB	BOLT, Hex Head, .375-16x.84

JEEP WRANGLER (TJ)

SERIES	LINE	BODY	ENGINE	TRANSMISSION
H = Sport	J = Wrangler 4WD	77 = 93.4 WB	EPE, EP0 = 2.5L Power Tech	DGG, DGD = 32RH 3 Spd. Auto.
L = SE	U = Wrangler 4WD (RHD)		ERH, ER0 = 4.0L Power Tech	DDQ = 5 Spd. Manual
P = Sahara				DDD = 5 Speed HD Manual
				DG0 = Auto. Trans.
				DBB = Manual Trans.

AR = Use as required - = Non illustrated part # = New this model year

May 2, 2002

Housing and Pan, Clutch Figure 006-210

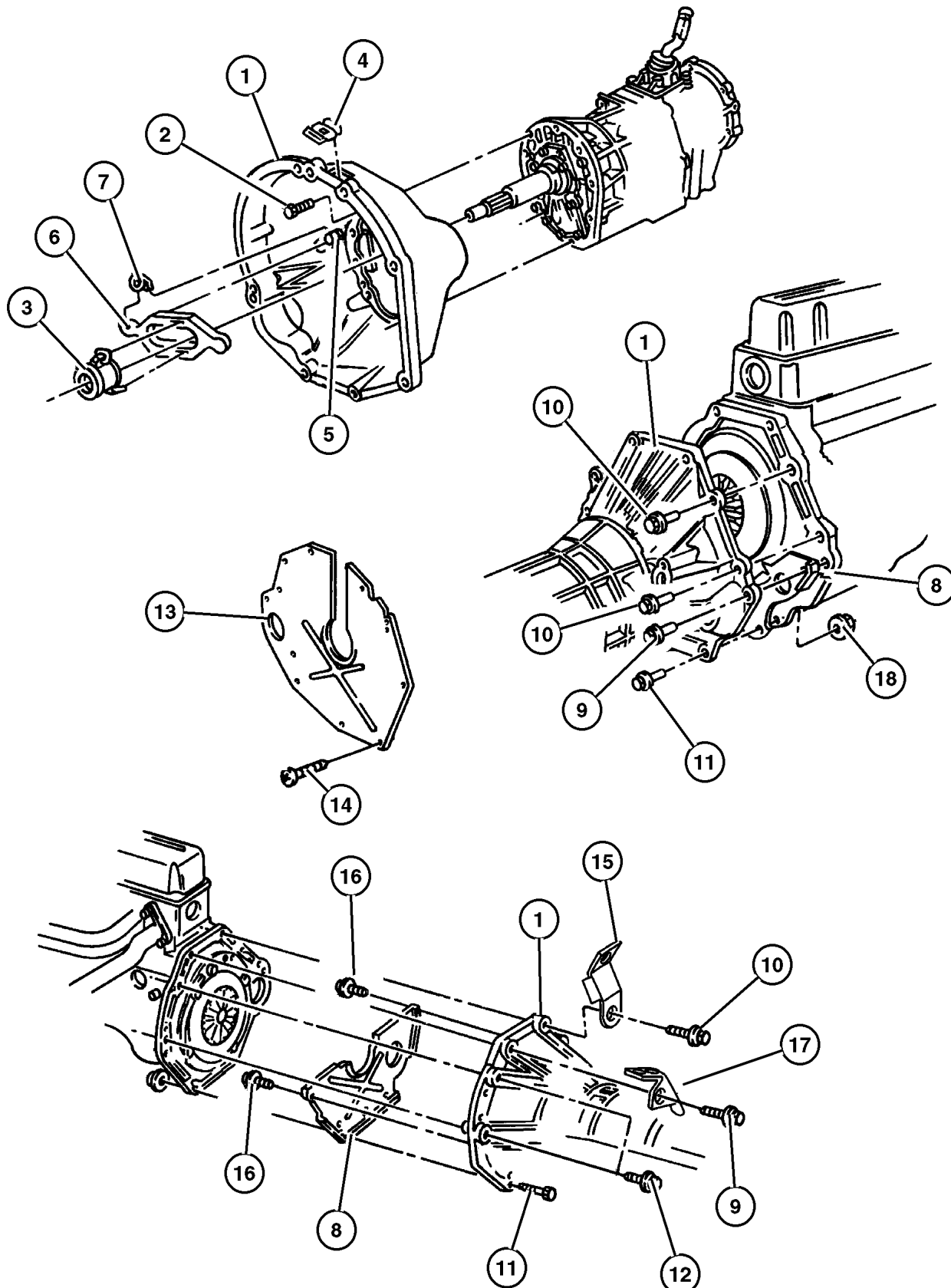
ITEM	PART NUMBER	QTY	LINE	ENGINE	TRANS	DESCRIPTION
NOTE; Sales Codes manual, 12 Disc Magazine.						
[DBB] = All Manual Transmissions manual, 12 Disc Magazine.						
[EP0] = All 2.5L 4 Cylinder Gas Engines manual, 12 Disc Magazine.						
[ER0] = All 4.0L 6 Cylinder Gas Engines manual, 12 Disc Magazine.						
1						HOUSING, Clutch
	5210 4000	1		EP0	DBB	
	5210 7552	1		ER0	DBB	
2	3420 2606	2		EP0, ER0		BOLT, Hex Head
3	5300 8342	1			DBB	BEARING, Clutch Release
4	5300 6010	1		EP0, ER0	DBB	GROMMET, Timing Probe
5						PIVOT, Clutch Release
	5208 7542	1		ER0	DBB	
		1		EP0	DBB	
6	5210 7555	1			DBB	FORK, Clutch Release
7	4338 855	1			DBB	SPRING, Clutch Release
8	5300 3382	1		EP0	DBB	COVER, Transmission Case
9	1150 4922	2		EP0	DBB	BOLT, Hex Head, M12x1.75x50
10	6100 345	2		EP0	DBB	SCREW AND WASHER, Hex Flange Head, M12x1.75x45
11	1150 5098	2		EP0	DBB	BOLT, Hex Flange Head, M12x1.75x60
12	3420 1837	2		EP0	DBB	BOLT, Hex Flange Head, M12x1.75x90
13	53004 473AB	1		ER0	DBB	SPACER, Clutch Housing
14	6100 202	2		ER0	DBB	SCREW, Hex Head, M12x1.75x50
15	5209 8522	1		EP0, ER0		BRACKET, Tube
16						BOLT, Hex Flange Head, M8x2.12x16
	1150 0986	3		ER0	DBB	
		2		EP0	DBB	
17	5601 9959	1		EP0		CLIP, Wiring
18	6502 697	2		EP0, ER0	DBB	NUT, Hex Flange Lock, M12x1.75

JEEP WRANGLER (TJ)

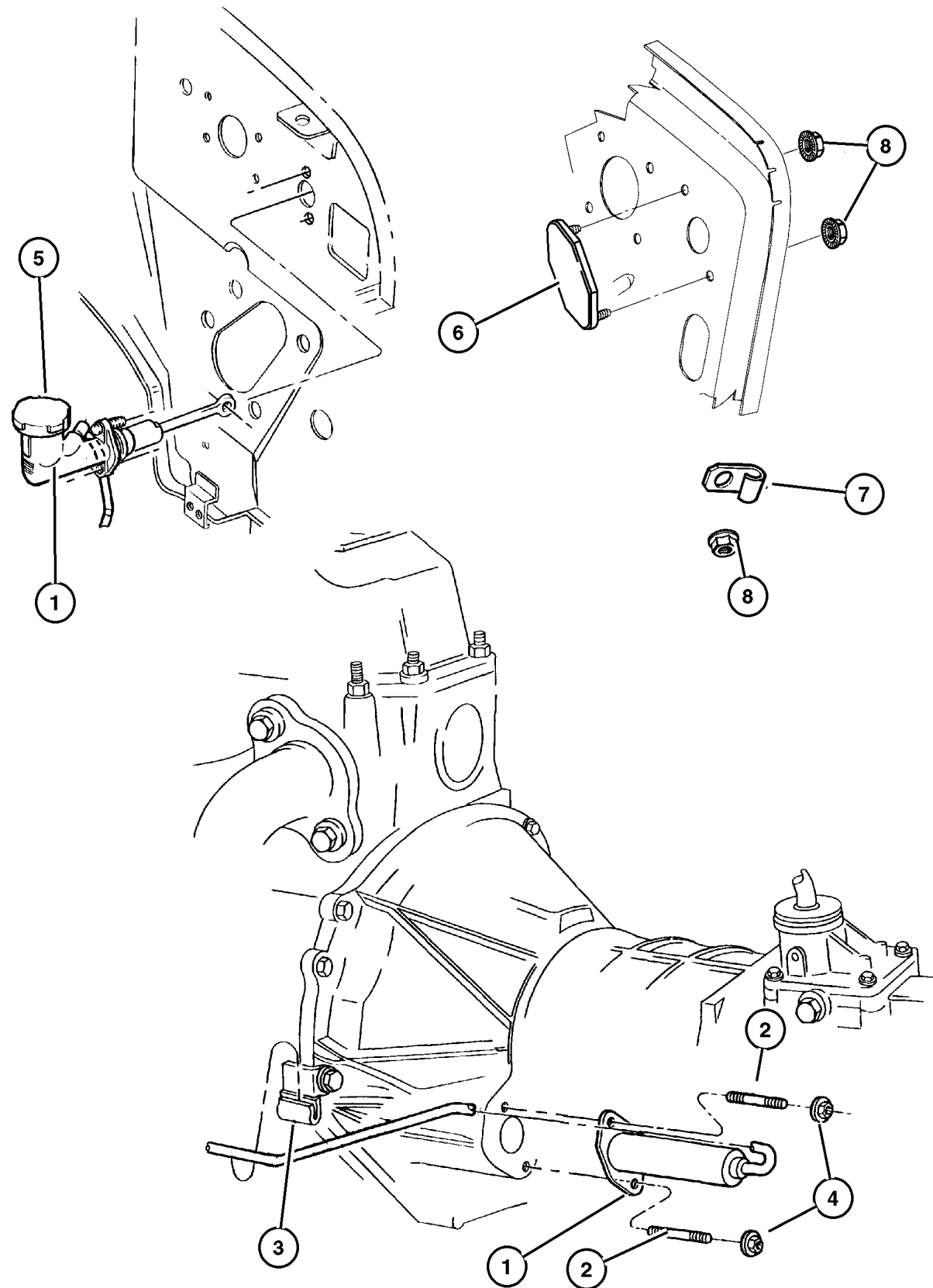
SERIES	LINE	BODY	ENGINE	TRANSMISSION
H = Sport	J = Wrangler 4WD	77 = 93.4 WB	EPE, EP0 = 2.5L Power Tech	DGG, DGD = 32RH 3 Spd. Auto.
L = SE	U = Wrangler 4WD (RHD)		ERH, ER0 = 4.0L Power Tech	DDQ = 5 Spd. Manual
P = Sahara				DDD = 5 Speed HD Manual
				DG0 = Auto. Trans.
				DBB = Manual Trans.

AR = Use as required - = Non illustrated part # = New this model year

May 2, 2002



Control, Clutch Figure 006-310



ITEM	PART NUMBER	QTY	LINE	ENGINE	TRANS	DESCRIPTION
------	-------------	-----	------	--------	-------	-------------

NOTE; Sales Codes manual, 12 Disc Magazine.

[DBB] = All Manual Transmissions manual, 12 Disc Magazine.

[DG0] = All Automatic Transmissions manual, 12 Disc Magazine.

1						HYDRAULIC CONTROL, Clutch Actuator
	52107 652AC	1	J		DBB	
	52107 653AC	1	U		DBB	
2	6032 878	2			DBB	STUD, .312-18x2.00
3	52107 595AB	1			DBB	BRACKET, Clutch Tube
4	0152 472	2			DBB	NUT, Hex Flange Lock, .312-18
5						CAP, Clutch Reservoir
	4883 544AA	1	J		DBB	
		1	U		DBB	
6	5210 4013	1			DG0	COVER, Master Cylinder
7	0120 522	3	U		DBB	CLIP, Wrap Around
8	J400 3909	2			DBB	NUT, Hex Flange With Serration

JEEP WRANGLER (TJ)

SERIES
H = Sport
L = SE
P = Sahara

LINE
J = Wrangler 4WD
U = Wrangler 4WD (RHD)

BODY
77 = 93.4 WB

ENGINE
EPE, EP0 = 2.5L Power Tech
ERH, ER0 = 4.0L Power Tech

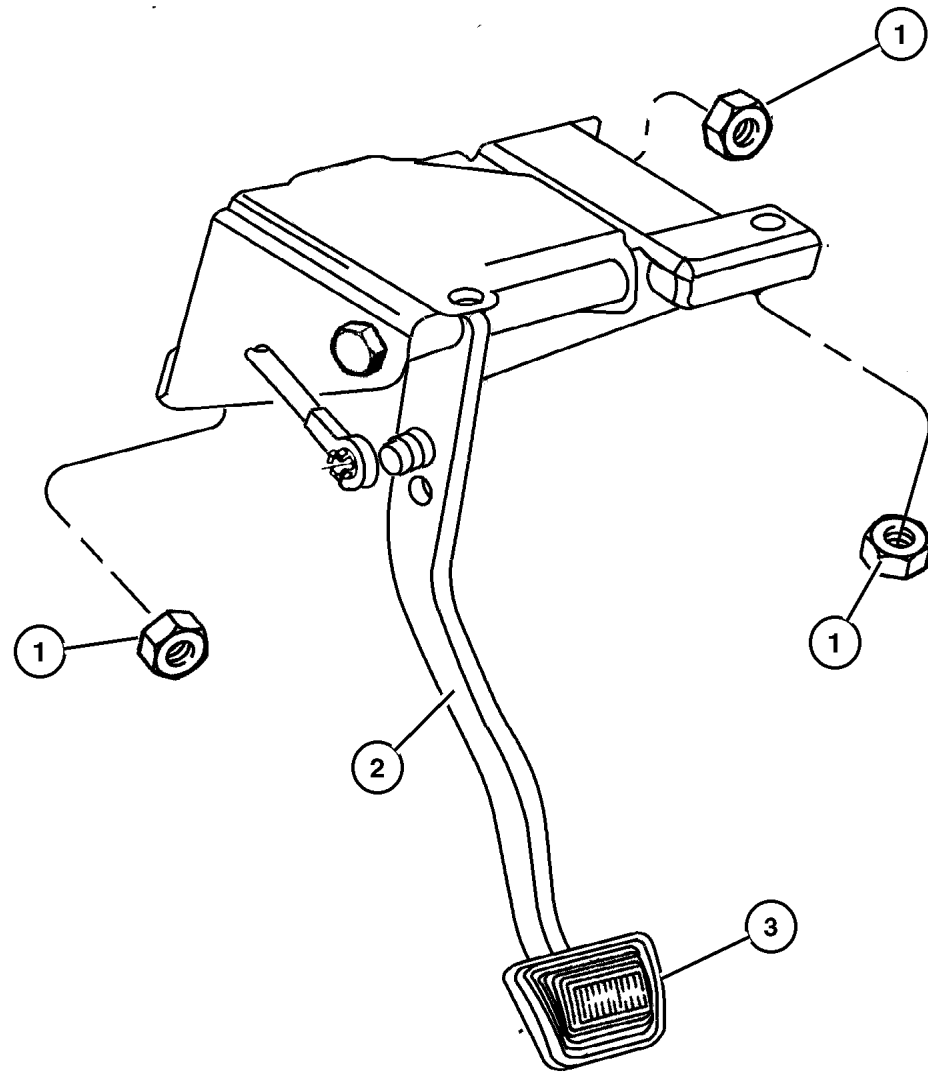
TRANSMISSION
DGG, DGD = 32RH 3 Spd. Auto.
DDQ = 5 Spd. Manual
DDD = 5 Speed HD Manual
DG0 = Auto. Trans.
DBB = Manual Trans.

AR = Use as required - = Non illustrated part # = New this model year

May 2, 2002

**Pedal, Clutch
Figure 006-410**

ITEM	PART NUMBER	QTY	LINE	ENGINE	TRANS	DESCRIPTION
NOTE; Sales Codes manual, 12 Disc Magazine.						
[DBB] = All Manual Transmissions manual, 12 Disc Magazine.						
1	J400 3909	4				NUT, Hex Flange With Serration
2	52128 017AB	1	J		DBB	PEDAL, Brake
	52128 052AB	1	U		DBB	
3	5200 2750	2	J		DBB	PAD, Pedal
		2	U		DBB	



JEEP WRANGLER (TJ)				
SERIES	LINE	BODY	ENGINE	TRANSMISSION
H = Sport	J = Wrangler 4WD	77 = 93.4 WB	EPE, EP0 = 2.5L Power Tech	DGG, DGD = 32RH 3 Spd. Auto.
L = SE	U = Wrangler 4WD (RHD)		ERH, ER0 = 4.0L Power Tech	DDQ = 5 Spd. Manual
P = Sahara				DDD = 5 Speed HD Manual
				DG0 = Auto. Trans.
				DBB = Manual Trans.

AR = Use as required - = Non illustrated part # = New this model year

May 2, 2002

Group – 007

Cooling

GROUP 7 - Cooling

Illustration Title

Group-Fig. No.

Radiator and Related Parts

Radiator And Related Parts Fig. 007-110

Water Pump and Related Parts

Water Pump Fig. 007-205

Tank, Coolant Engine

Tank, Coolant Recovery Fig. 007-302

Pulleys and Related Parts

Drive Pulleys Fig. 007-405

Drive Belts

Drive Belts, 2.5L Engine, LHD Fig. 007-505

Drive Belts, 2.5L Engine, RHD Fig. 007-510

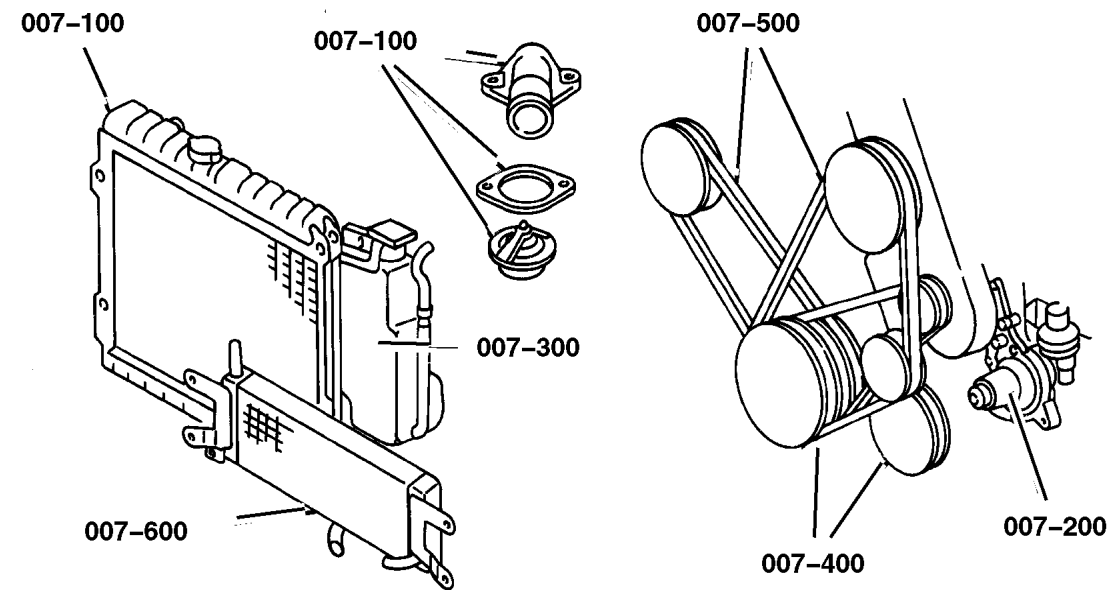
Drive Belts, 4.0L Engine Fig. 007-515



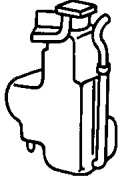
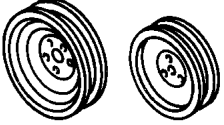
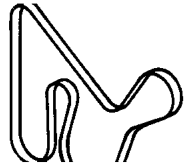
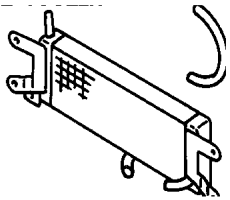
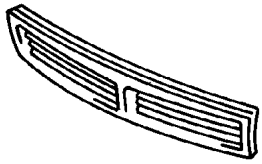
Lines, Transmission Oil Cooler

Oil Cooler Lines Fig. 007-605

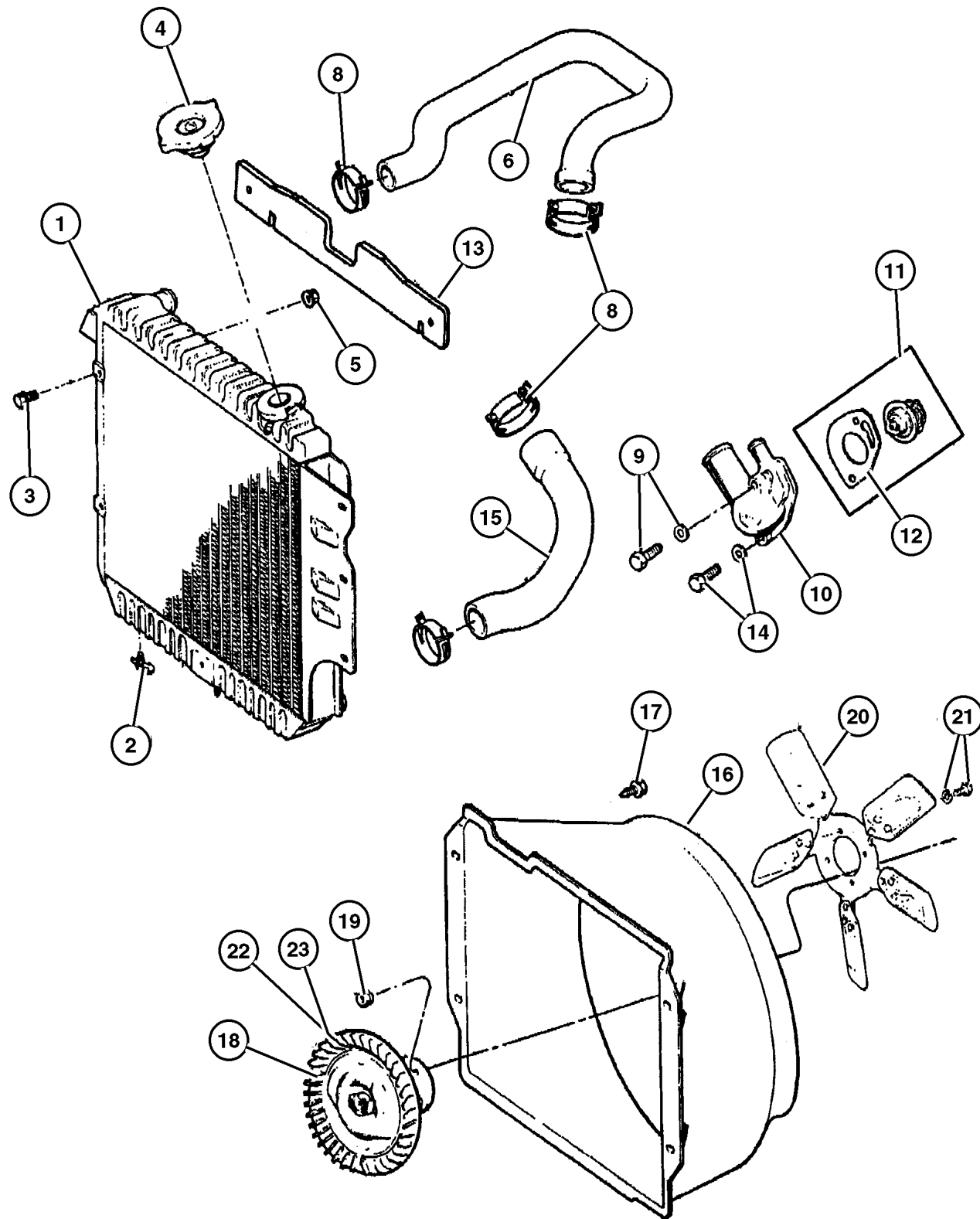
Grilles

Grille And Related Parts Fig. 007-705



<p>007-100 Radiator and Related Parts</p> 	<p>007-200 Water Pump and Related Parts</p> 	<p>007-300 Tank, Coolant Engine</p> 	<p>007-400 Pulleys and Related Parts</p> 
<p>007-500 Drive Belts</p> 	<p>007-600 Lines, Transmission Oil Cooler</p> 	<p>007-700 Grilles</p> 	

**Radiator And Related Parts
Figure 007-110**



ITEM	PART NUMBER	QTY	LINE	ENGINE	TRANS	DESCRIPTION
Note: Sales Code DBB = Manual Trans manual, 12 Disc Magazine.						
Note: Sales Code DG0 = All Auto Trans manual, 12 Disc Magazine.						
Note: Sales Code EP0 = 2.5L Gas Engine manual, 12 Disc Magazine.						
Note: Sales Code ER0 = 4.0L Gas Engine manual, 12 Disc Magazine.						
1						RADIATOR, Engine Cooling
	52080 180AB	1	J	EP0	DBB	
	52080 181AB	1	J	EP0	DG0	
	52080 183AC	1	J	ER0	DBB	
	52080 184AC	1	J	ER0	DG0	
	52080 186AC	1	U	EP0		
		1	U	ER0		
2						DRAINCOCK, Radiator
	4773 259	1	J	EP0	DG0	
		1	J	EP0	DBB	
		1	J	ER0	DBB	
		1	J	ER0	DG0	
3						SCREW, (NOT SERVICED)
4	52079 799AA	1				CAP, Radiator
5						U-NUT, Multi-Thread Spring, 1/4-20, (NOT SERVICED)
6						HOSE, Radiator Inlet
	5202 8264	1	J	ER0		
	52028 144AB	1	U	ER0		
-7	5202 8266	1		EP0		HOSE, Thermostat Outlet
8	5200 5580	1				CLAMP, Hose to Radiator
9	6034 356	1		EP0,		SCREW AND WASHER, Hex Head, .312-18x2.38
				ER0		
10	5300 6192	1		EP0,		HOUSING, Thermostat
				ER0		
11	5202 8186	1		EP0,		THERMOSTAT, 195 Degrees
				ER0		
12	53020 547AB	1		EP0,		GASKET, Thermostat
				ER0		
13	5503 6369	1				SEAL, Condenser, Lower
14	6034 927	1		EP0,		SCREW AND WASHER, Hex Head, .312-18x.970
				ER0		
15						HOSE, Radiator To Pump
	5202 8141	1		EP0		
	52028 143AB	1	U	ER0		
	52028 265AB	1	J	ER0		
16						SHROUD, Fan
	52027 926AB	1	J	EP0		
	52027 925AC	1	J	ER0		

JEEP WRANGLER (TJ)

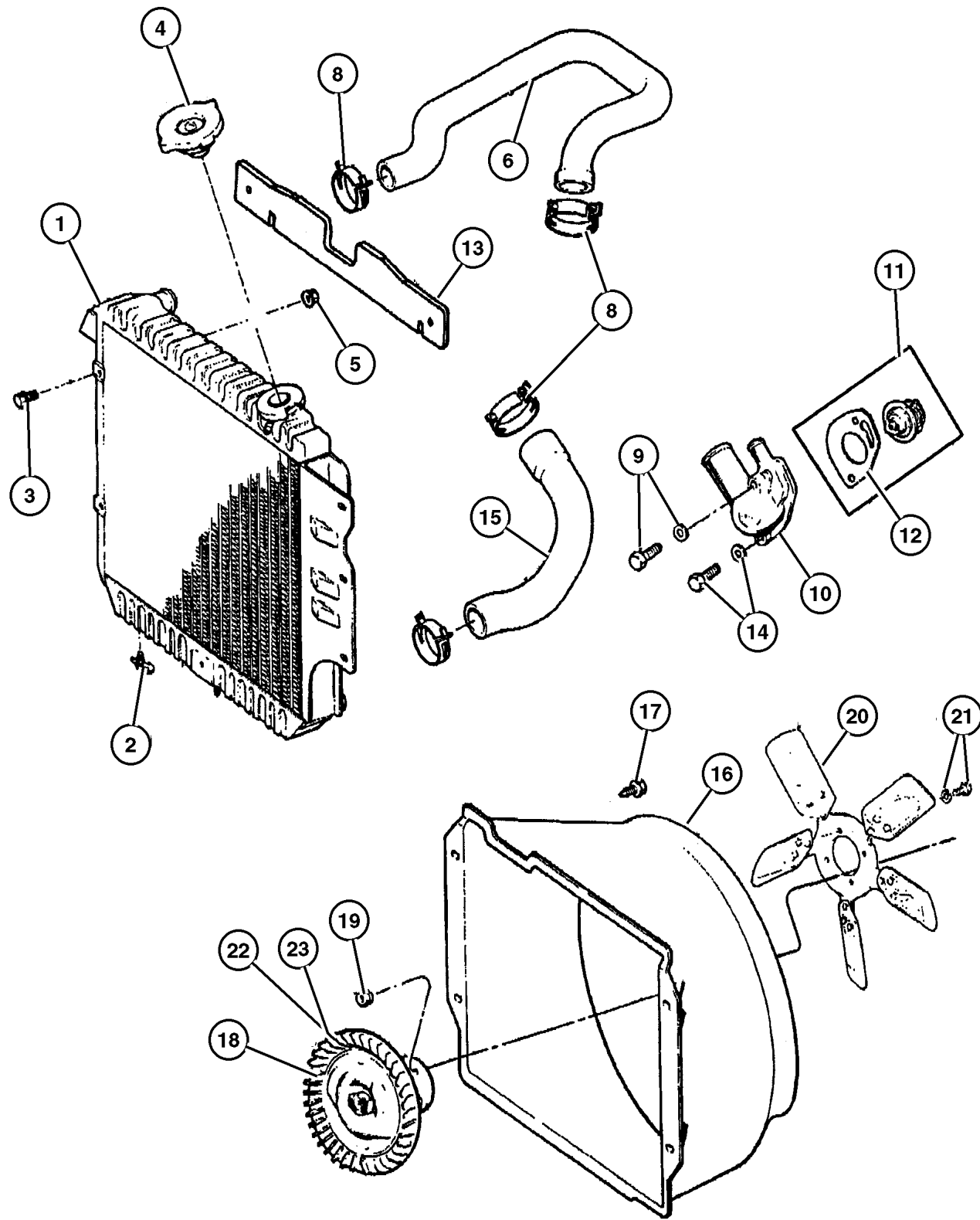
SERIES	LINE	BODY	ENGINE	TRANSMISSION
H = Sport	J = Wrangler 4WD	77 = 93.4 WB	EPE, EP0 = 2.5L Power Tech	DGG, DGD = 32RH 3 Spd. Auto.
L = SE	U = Wrangler 4WD (RHD)		ERH, ER0 = 4.0L Power Tech	DDQ = 5 Spd. Manual
P = Sahara				DDD = 5 Speed HD Manual
				DG0 = Auto. Trans.
				DBB = Manual Trans.

AR = Use as required - = Non illustrated part # = New this model year

May 2, 2002

**Radiator And Related Parts
Figure 007-110**

ITEM	PART NUMBER	QTY	LINE	ENGINE	TRANS	DESCRIPTION
	5202 8128	1	U	EP0		
	52028 127AC	1	U	ER0		
17						SCREW AND WASHER, Hex Head, .25-20x.875, (NOT SERVICED)
18	5200 4266	1		EP0		FAN, Cooling
19	0154 591	4		EP0		NUT AND WASHER, Hex, .312-18
20	5202 7893	1		ER0		FAN, Cooling
21	6034 860	4		EP0, ER0		BOLT AND WASHER, Implement Attaching
22	52079 787AA	1		ER0		VISCOUS CLUTCH, Fan Drive
23	52027 890AB	1		EP0		DRIVE, Fan



JEEP WRANGLER (TJ)

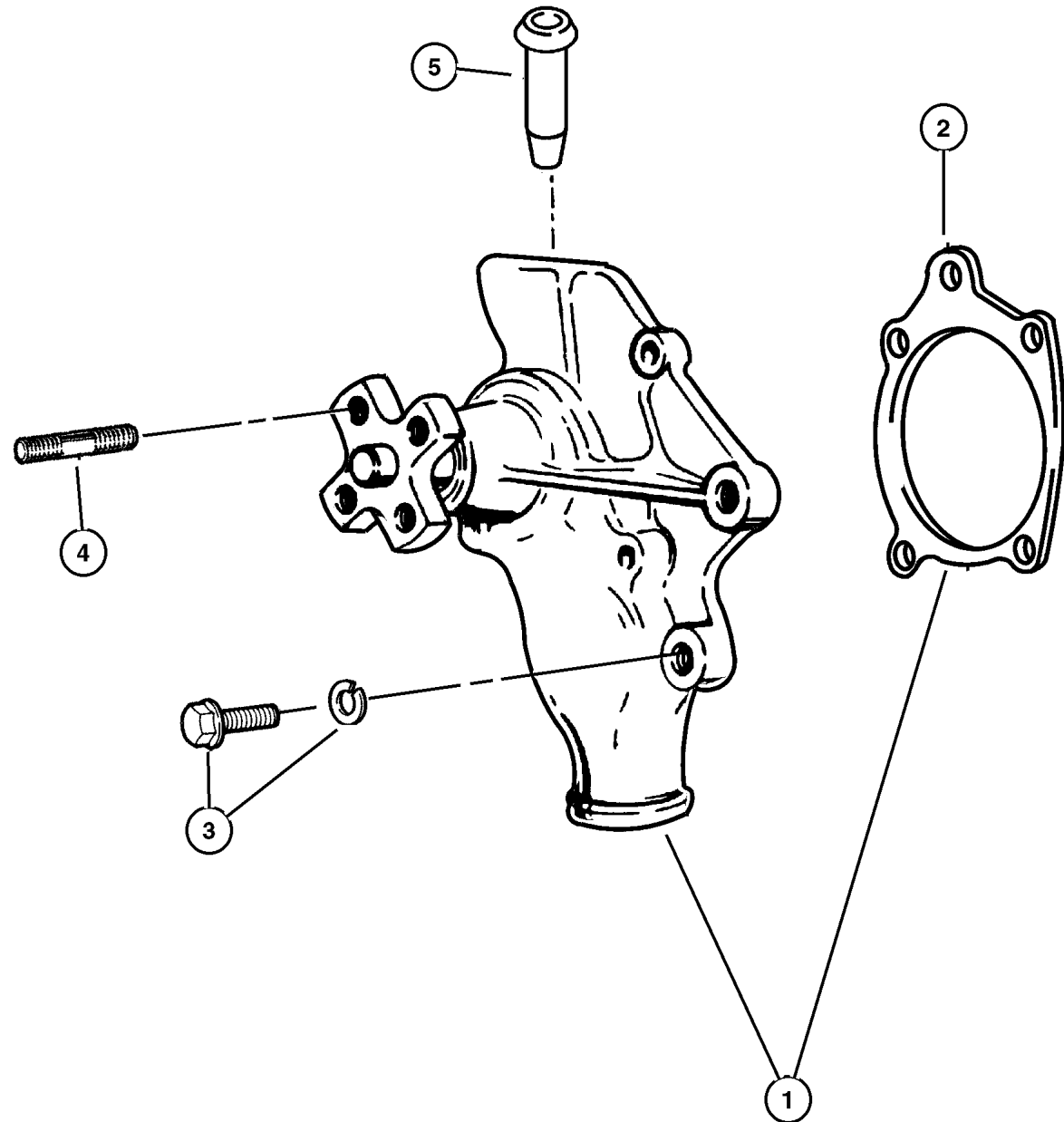
SERIES	LINE	BODY	ENGINE	TRANSMISSION
H = Sport	J = Wrangler 4WD	77 = 93.4 WB	EPE, EP0 = 2.5L Power Tech	DGG, DGD = 32RH 3 Spd. Auto.
L = SE	U = Wrangler 4WD (RHD)		ERH, ER0 = 4.0L Power Tech	DDQ = 5 Spd. Manual
P = Sahara				DDD = 5 Speed HD Manual
				DG0 = Auto. Trans.
				DBB = Manual Trans.

AR = Use as required - = Non illustrated part # = New this model year

May 2, 2002

Water Pump Figure 007-205

ITEM	PART NUMBER	QTY	LINE	ENGINE	TRANS	DESCRIPTION
Note: Sales Code EP0 = 2.5L Gas Engine manual, 12 Disc Magazine.						
Note: Sales Code ER0 = 4.0L Gas Engine manual, 12 Disc Magazine.						
1						PUMP PACKAGE, Water
	4626 054AD	1		EP0		
	5012 366AA	1		ER0		
2	5301 0419	1		EP0, ER0		GASKET, Water Pump
3	J400 4455	1				SCREW AND WASHER, Hex Head, .312-18x1.12
4	J400 6714	4		EP0		STUD, .312-18/.312-24x1.250
5	5300 7978	1		EP0, ER0		TUBE, Water Pump Heater Return, Pump Heater Return

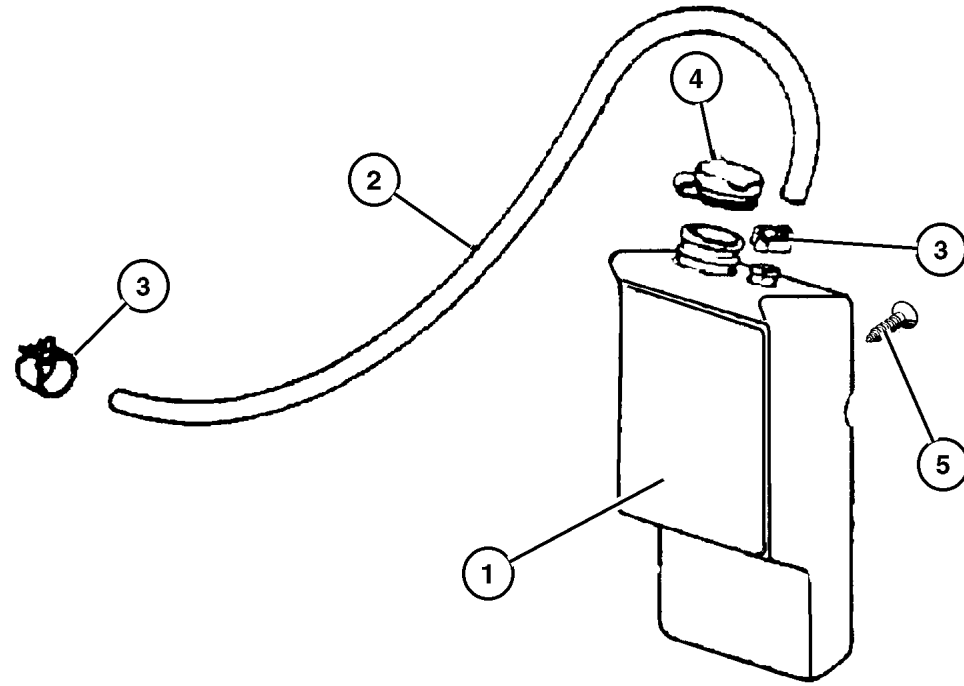


JEEP WRANGLER (TJ)			
SERIES	LINE	BODY	TRANSMISSION
H = Sport	J = Wrangler 4WD	77 = 93.4 WB	DGG, DGD = 32RH 3 Spd. Auto.
L = SE	U = Wrangler 4WD (RHD)		DDQ = 5 Spd. Manual
P = Sahara			DDD = 5 Speed HD Manual
			DG0 = Auto. Trans.
			DBB = Manual Trans.

AR = Use as required - = Non illustrated part # = New this model year

Tank, Coolant Recovery Figure 007-302

ITEM	PART NUMBER	QTY	LINE	ENGINE	TRANS	DESCRIPTION
Note: Sales Code EP0 = 2.5L Gas Engine manual, 12 Disc Magazine.						
Note: Sales Code ER0 = 4.0L Gas Engine manual, 12 Disc Magazine.						
1	52028 065AD	1		EP0, ER0		BOTTLE, Coolant Recovery
2						HOSE, 5/8" I.D. 50 Foot Roll, (DNS), (NOT SERVICED)
3						CLAMP, (NOT SERVICED)
4	5207 9331	1		EP0, ER0		CAP, Coolant Reserve Tank
5						SCREW, (NOT SERVICED)



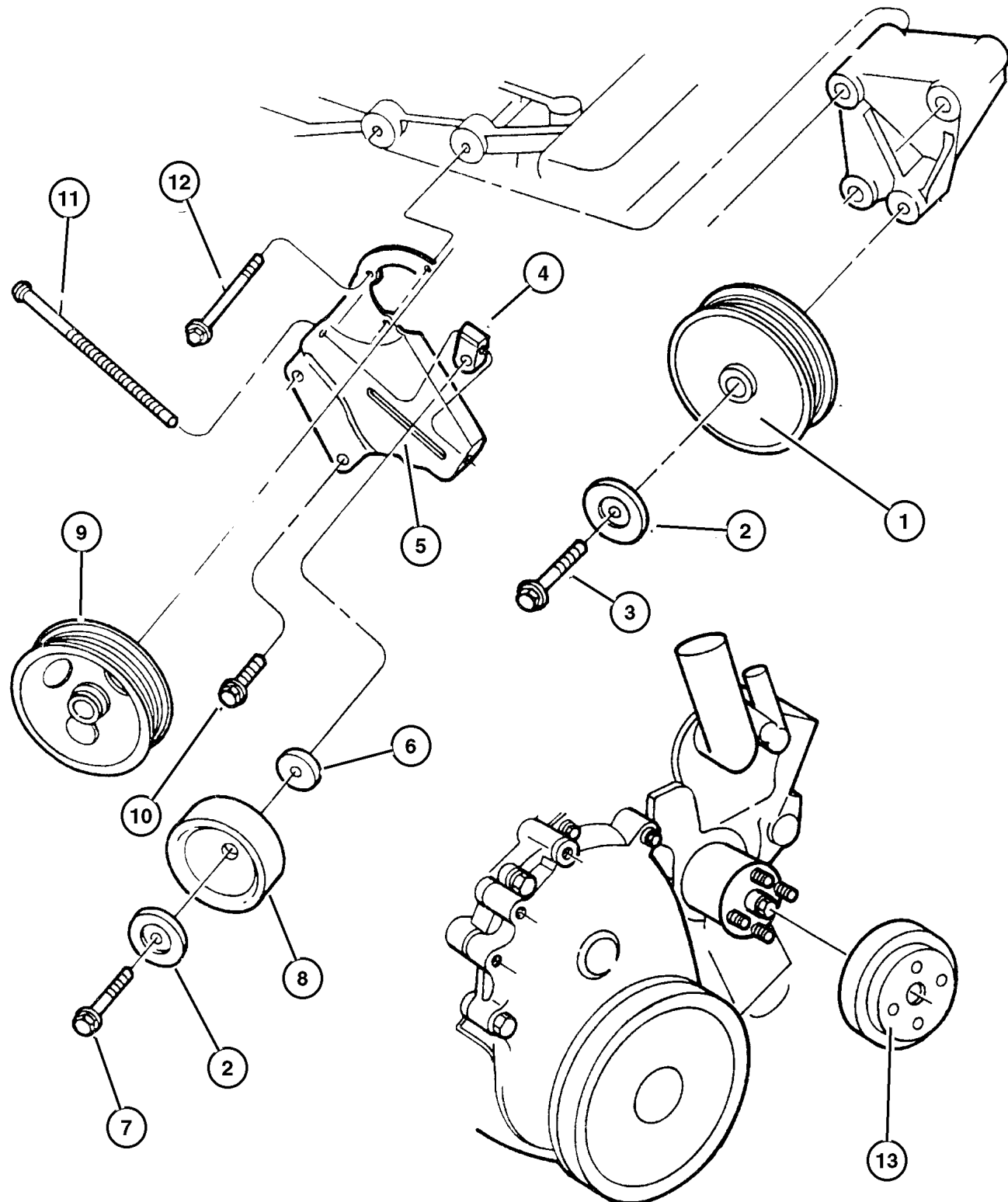
JEEP WRANGLER (TJ)				
SERIES	LINE	BODY	ENGINE	TRANSMISSION
H = Sport	J = Wrangler 4WD	77 = 93.4 WB	EPE, EP0 = 2.5L Power Tech	DGG, DGD = 32RH 3 Spd. Auto.
L = SE	U = Wrangler 4WD (RHD)		ERH, ER0 = 4.0L Power Tech	DDQ = 5 Spd. Manual
P = Sahara				DDD = 5 Speed HD Manual
				DG0 = Auto. Trans.
				DBB = Manual Trans.

AR = Use as required - = Non illustrated part # = New this model year

May 2, 2002

Drive Pulleys Figure 007-405

ITEM	PART NUMBER	QTY	LINE	ENGINE	TRANS	DESCRIPTION
Note: Sales Code EP0 = 2.5L Gas Engine manual, 12 Disc Magazine.						
Note: Sales Code ER0 = 4.0L Gas Engine manual, 12 Disc Magazine.						
1						PULLEY, Idler
	4792 112	1		EP0		
	4854 092	1		ER0		
2	3300 2201	1		EP0		BUSHING, Idler Pulley
3	6504 239	1		EP0		SCREW AND WASHER, M10x1.5x40
4	5301 0149	1		EP0		COLLAR, Tensioner Adjustment
5	5301 0148	1		EP0		BRACKET, Tensioner
6	6503 230	1		EP0		SPACER, Belt Tensioner
7	6504 239	1		EP0		SCREW AND WASHER, M10x1.5x40
8						PULLEY, Idler
	4854 092	1		ER0		
	5301 0230	1		EP0		
9						PULLEY, Power Steering Pump
	53010 258AB	1		EP0		
		1		ER0		
10						SCREW, (NOT SERVICED)
11	6503 198	1		EP0		BOLT
12						SCREW, (NOT SERVICED)
13						PULLEY, Water Pump
	5300 7154	1		EP0		
	4854 032	1		ER0		
-14	6034 860	4		EP0, ER0		BOLT AND WASHER, Implement Attaching
-15	#4854 089AB	1		ER0		TENSIONER, Alternator Belt



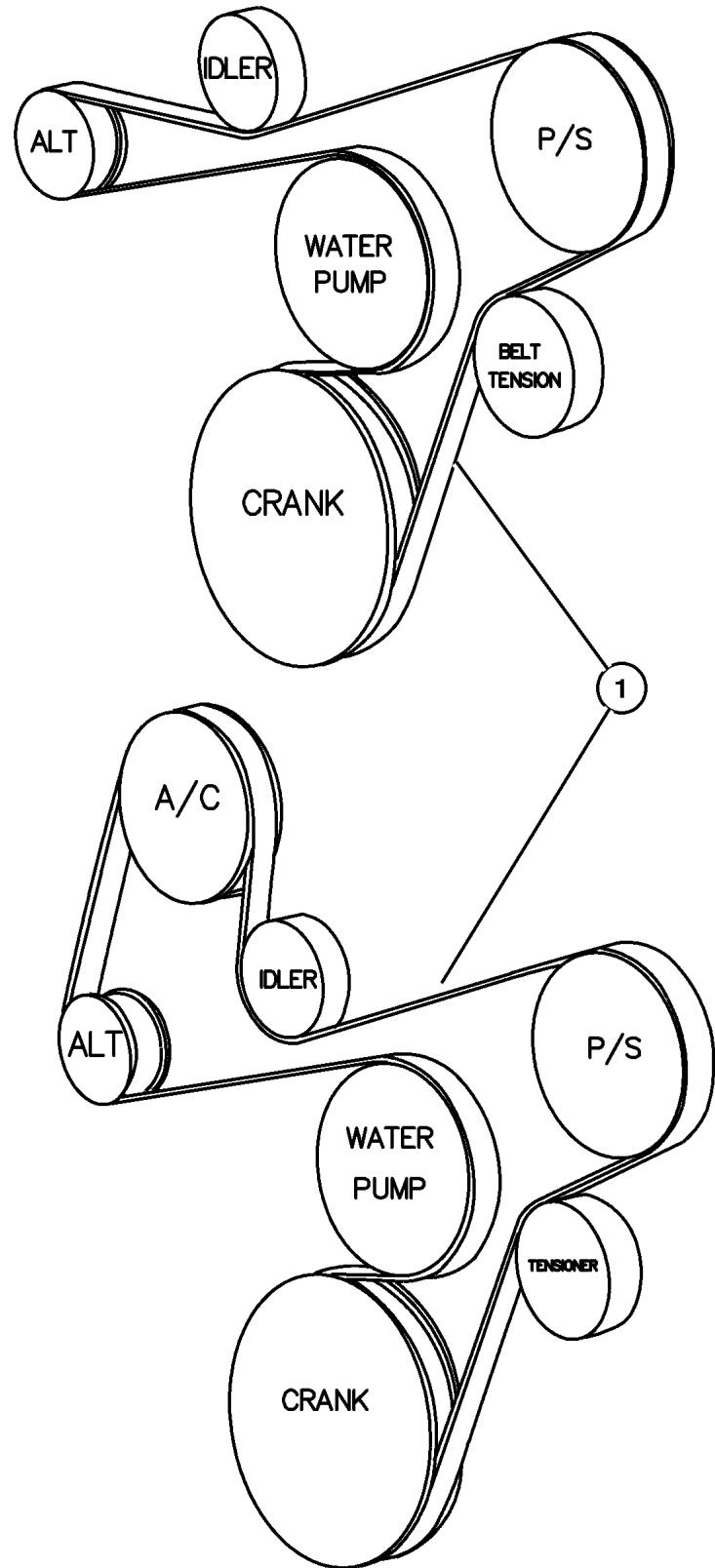
JEEP WRANGLER (TJ)

SERIES	LINE	BODY	ENGINE	TRANSMISSION
H = Sport	J = Wrangler 4WD	77 = 93.4 WB	EPE, EP0 = 2.5L Power Tech	DGG, DGD = 32RH 3 Spd. Auto.
L = SE	U = Wrangler 4WD (RHD)		ERH, ER0 = 4.0L Power Tech	DDQ = 5 Spd. Manual
P = Sahara				DDD = 5 Speed HD Manual
				DG0 = Auto. Trans.
				DBB = Manual Trans.

AR = Use as required - = Non illustrated part # = New this model year

May 2, 2002

Drive Belts, 2.5L Engine, LHD
Figure 007-505



ITEM	PART NUMBER	QTY	LINE	ENGINE	TRANS	DESCRIPTION
------	-------------	-----	------	--------	-------	-------------

Note: Sales Code EP0 = 2.5L Gas Engine manual, 12 Disc Magazine.

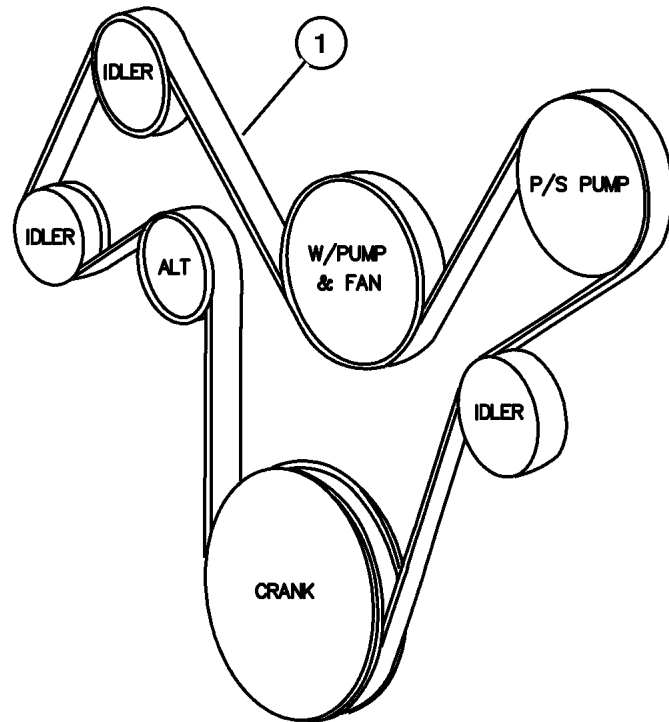
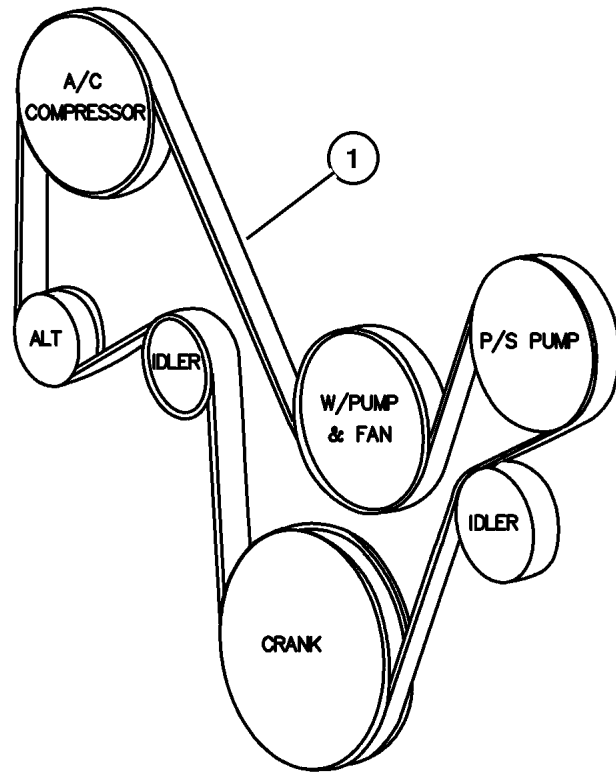
1						BELT, Accessory Drive
	5301 0257	1	J	EP0		without Air Conditioning
	5301 0150	1	J	EP0		with Air Conditioning
-2	5301 0298	1	J	EP0		LABEL, Belt Routing

JEEP WRANGLER (TJ)		BODY	ENGINE	TRANSMISSION
SERIES	LINE	77 = 93.4 WB	EPE, EP0 = 2.5L Power Tech	DGG, DGD = 32RH 3 Spd. Auto.
H = Sport	J = Wrangler 4WD		ERH, ER0 = 4.0L Power Tech	DDQ = 5 Spd. Manual
L = SE	U = Wrangler 4WD (RHD)			DDD = 5 Speed HD Manual
P = Sahara				DG0 = Auto. Trans.
				DBB = Manual Trans.

AR = Use as required - = Non illustrated part # = New this model year

May 2, 2002

Drive Belts, 2.5L Engine, RHD
Figure 007-510

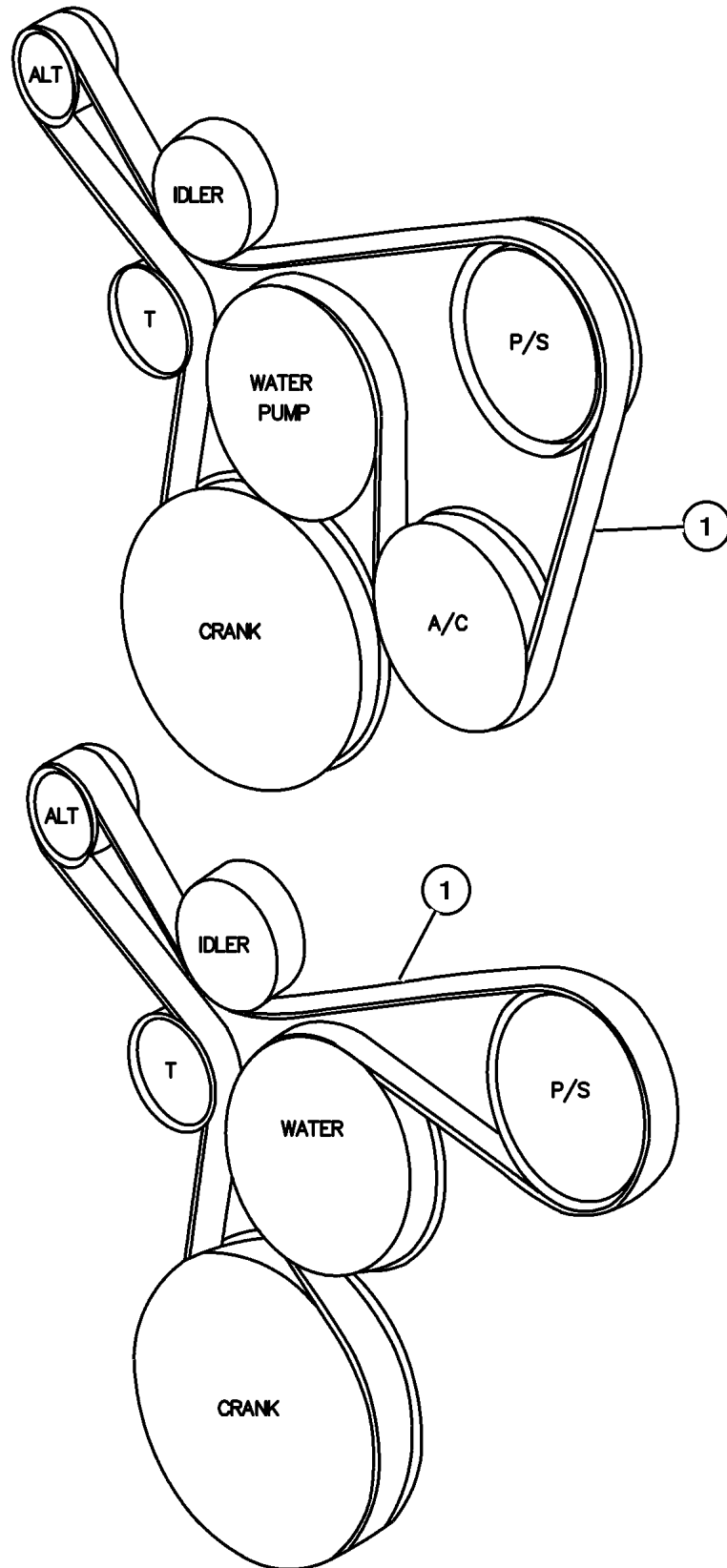


ITEM	PART NUMBER	QTY	LINE	ENGINE	TRANS	DESCRIPTION
1						BELT, Accessory Drive
	5301 0234	1	U	EP0		with Air Conditioning
	53013 124AB	1	U	EP0		without Air Conditioning
-2	53013 005AB	1	U	EP0		LABEL, Belt Routing

JEEP WRANGLER (TJ)		BODY	ENGINE	TRANSMISSION
SERIES	LINE	77 = 93.4 WB	EPE, EP0 = 2.5L Power Tech	DGG, DGD = 32RH 3 Spd. Auto.
H = Sport	J = Wrangler 4WD		ERH, ER0 = 4.0L Power Tech	DDQ = 5 Spd. Manual
L = SE	U = Wrangler 4WD (RHD)			DDD = 5 Speed HD Manual
P = Sahara				DG0 = Auto. Trans.
				DBB = Manual Trans.

AR = Use as required - = Non illustrated part # = New this model year

Drive Belts, 4.0L Engine
Figure 007-515



ITEM	PART NUMBER	QTY	LINE	ENGINE	TRANS	DESCRIPTION
1						BELT, Accessory Drive
	4854 033	1		ER0		with Air Conditioning
	53013 209AC	1		ER0		without Air Conditioning
-2	53031 700AB	1		ER0		LABEL, Belt Routing

JEEP WRANGLER (TJ)			
SERIES	LINE	BODY	ENGINE
H = Sport	J = Wrangler 4WD	77 = 93.4 WB	EPE, EP0 = 2.5L Power Tech
L = SE	U = Wrangler 4WD (RHD)		ERH, ER0 = 4.0L Power Tech
P = Sahara			

TRANSMISSION
DGG, DGD = 32RH 3 Spd. Auto.
DDQ = 5 Spd. Manual
DDD = 5 Speed HD Manual
DG0 = Auto. Trans.
DBB = Manual Trans.

AR = Use as required - = Non illustrated part # = New this model year

Oil Cooler Lines Figure 007-605

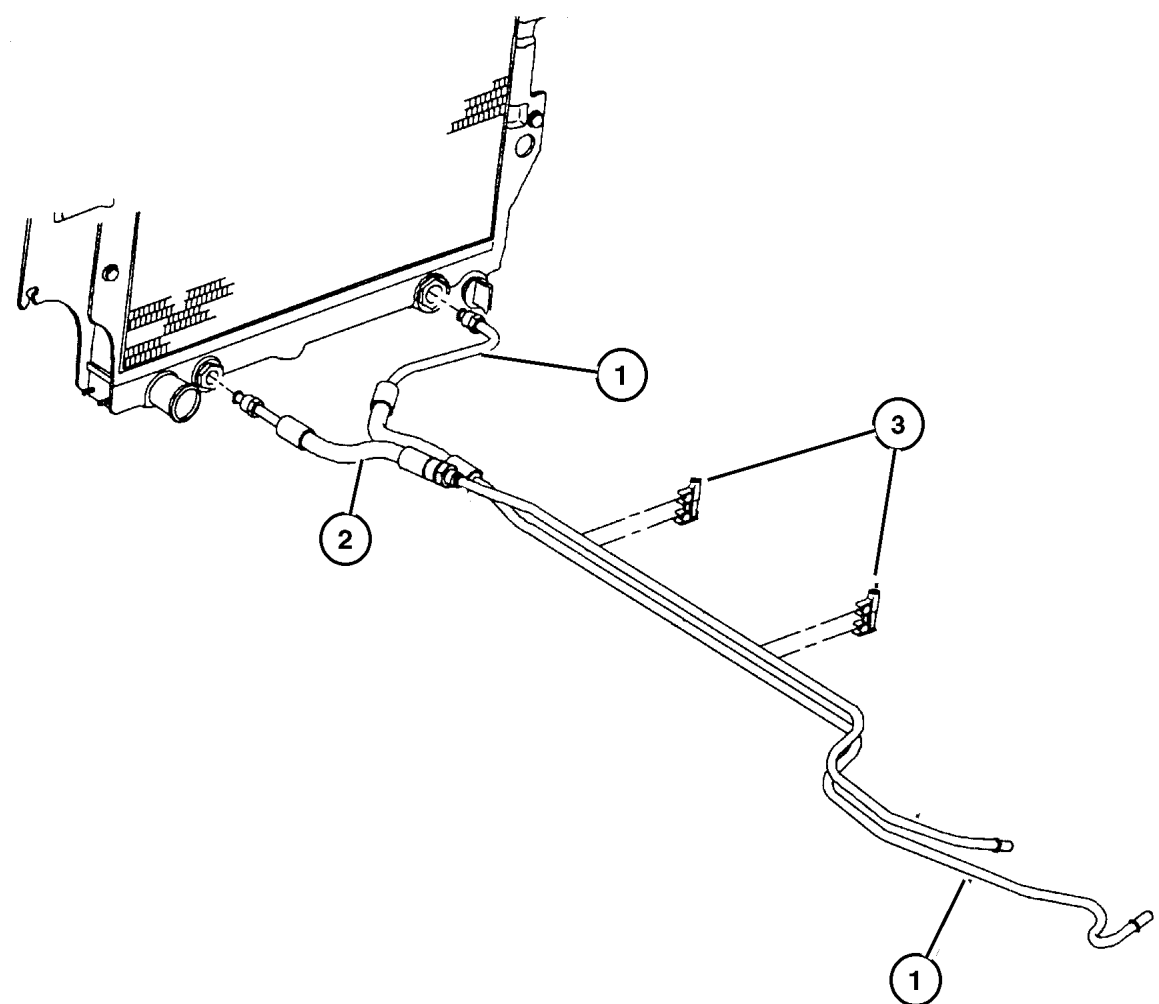
ITEM	PART NUMBER	QTY	LINE	ENGINE	TRANS	DESCRIPTION
------	-------------	-----	------	--------	-------	-------------

Note: Sales Code DG0 = All Auto Trans manual, 12 Disc Magazine.

Note: Sales Code EP0 = 2.5L Gas Engine manual, 12 Disc Magazine.

Note: Sales Code ER0 = 4.0L Gas Engine manual, 12 Disc Magazine.

1	52079 638AB	1			DGD	LINE, Oil Cooler Return, Return
2						TUBE AND HOSE, Oil Cooler
	52079 687AB	1			DGD	Pressure
	52079 899AB	1		ER0	DG0	Pressure
	52079 901AA	1		ER0	DG0	Return
3						BRACKET, Transmission Oil Cooler
	52079 789AA	2		EP0	DG0	
		1		ER0	DG0	



JEEP WRANGLER (TJ)				
SERIES	LINE	BODY	ENGINE	TRANSMISSION
H = Sport	J = Wrangler 4WD	77 = 93.4 WB	EPE, EP0 = 2.5L Power Tech	DGG, DGD = 32RH 3 Spd. Auto.
L = SE	U = Wrangler 4WD (RHD)		ERH, ER0 = 4.0L Power Tech	DDQ = 5 Spd. Manual
P = Sahara				DDD = 5 Speed HD Manual
				DG0 = Auto. Trans.
				DBB = Manual Trans.

AR = Use as required - = Non illustrated part # = New this model year

May 2, 2002

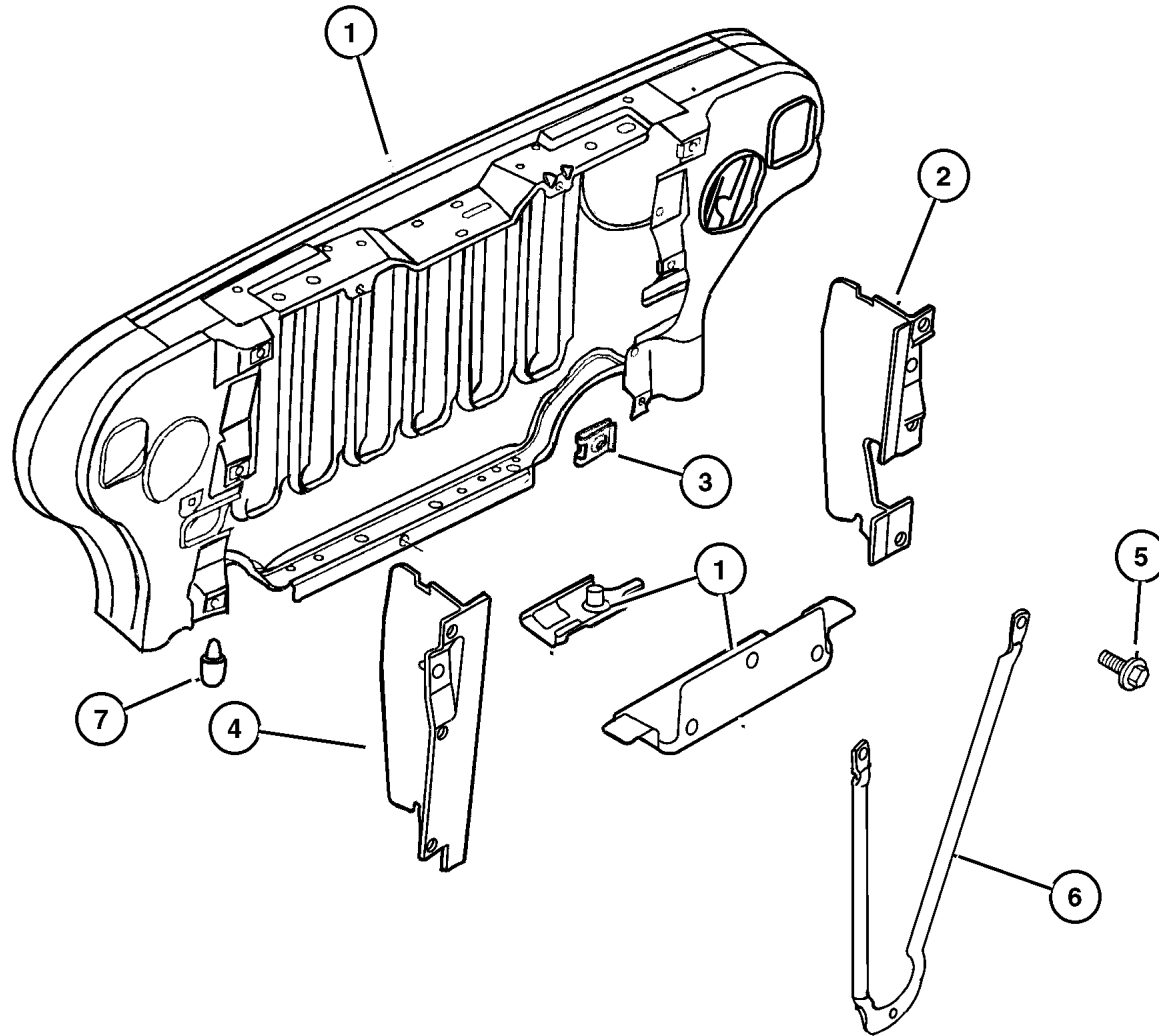
**Grille And Related Parts
Figure 007-705**

ITEM	PART NUMBER	QTY	LINE	ENGINE	TRANS	DESCRIPTION
------	-------------	-----	------	--------	-------	-------------

Note: Sales Code EP0 = 2.5L Gas Engine manual, 12 Disc Magazine.

Note: Sales Code ER0 = 4.0L Gas Engine manual, 12 Disc Magazine.

1	55174 594AC	1				PANEL, Radiator Closure, after 1-3-97
2	55036 866AC	1				SEAL, Condenser, Condenser to Grille, Right
3						U-NUT, Multi-Thread Spring, 1/4-20, (NOT SERVICED)
4	5503 6867	1				SEAL, Condenser, Condenser to Grille, Left
5	6100 548	3				BOLT AND CONED WASHER, Hex Head, M6x20x12.5
6	5517 6218	1				BRACE, Radiator, Radiator Guard
7	5517 6181	2				ISOLATOR



JEEP WRANGLER (TJ)

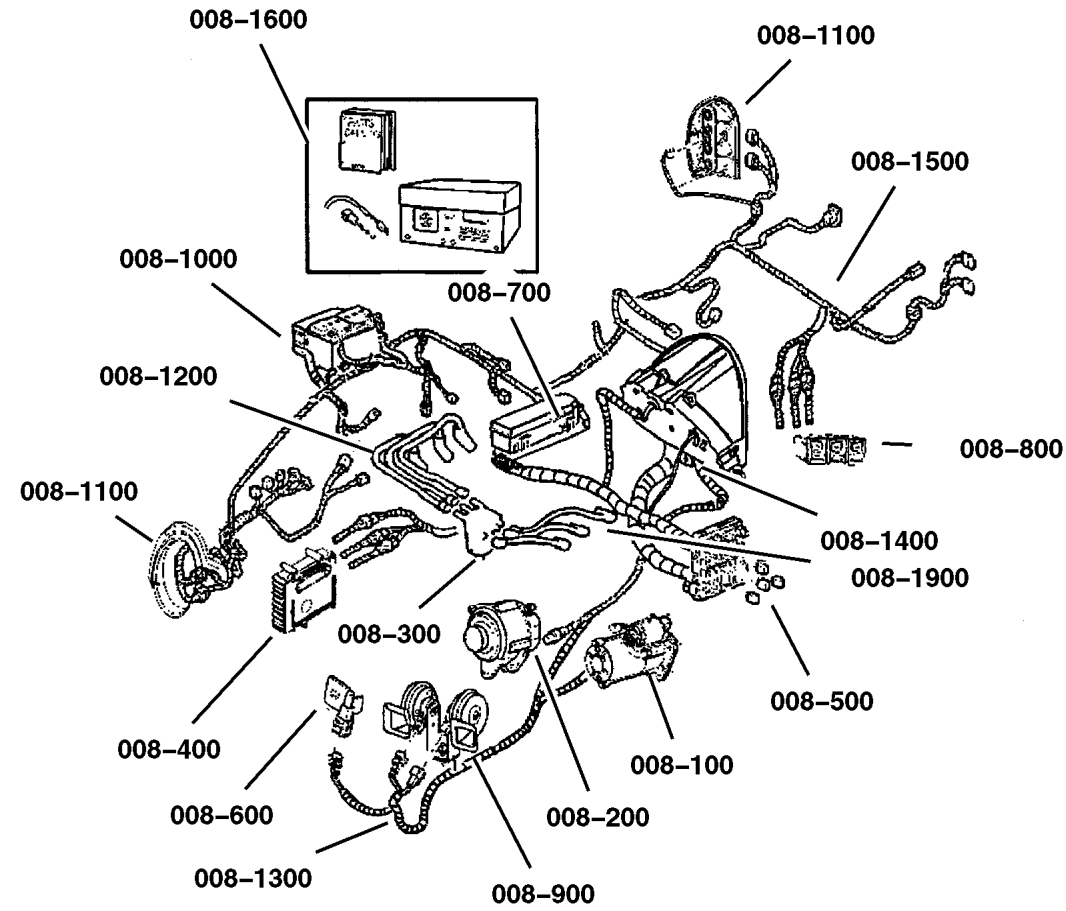
SERIES	LINE	BODY	ENGINE	TRANSMISSION
H = Sport	J = Wrangler 4WD	77 = 93.4 WB	EPE, EP0 = 2.5L Power Tech	DGG, DGD = 32RH 3 Spd. Auto.
L = SE	U = Wrangler 4WD (RHD)		ERH, ER0 = 4.0L Power Tech	DDQ = 5 Spd. Manual
P = Sahara				DDD = 5 Speed HD Manual
				DG0 = Auto. Trans.
				DBB = Manual Trans.

AR = Use as required - = Non illustrated part # = New this model year

May 2, 2002

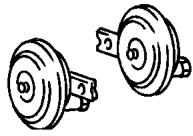
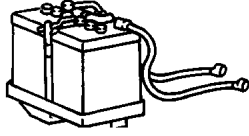
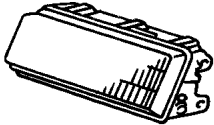




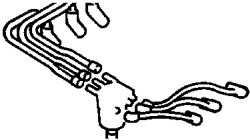
Group – 008

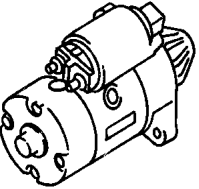
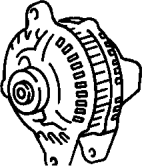
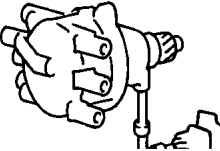
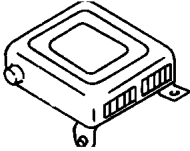
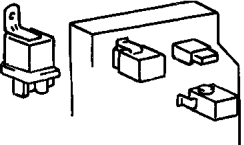


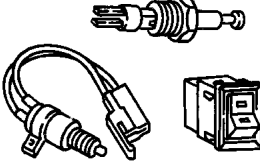
Electrical



Group – 008

Electrical

008-900 Horns 	008-1000 Battery Tray and Cables 	008-1100 Lamps – Front, Rear and Courtesy 	008-1200 Wiring-Engine & Related Parts 
008-1300 Wiring-Headlamp to Dash 	008-1400 Wiring-Instrument Panel 	008-1500 Wiring-Body & Accessories 	008-1600 Wiring Repair <p>WIRING REPAIR PKG.</p>
008-1900 Spark Plugs-Cables-Coils 			

008-100 Starters 	008-200 Alternators 	008-300 Distributor 	008-400 Modules 
008-500 Relays 	008-600 Sensors 	008-700 Single Board Engine Controllers 	008-800 Switches 



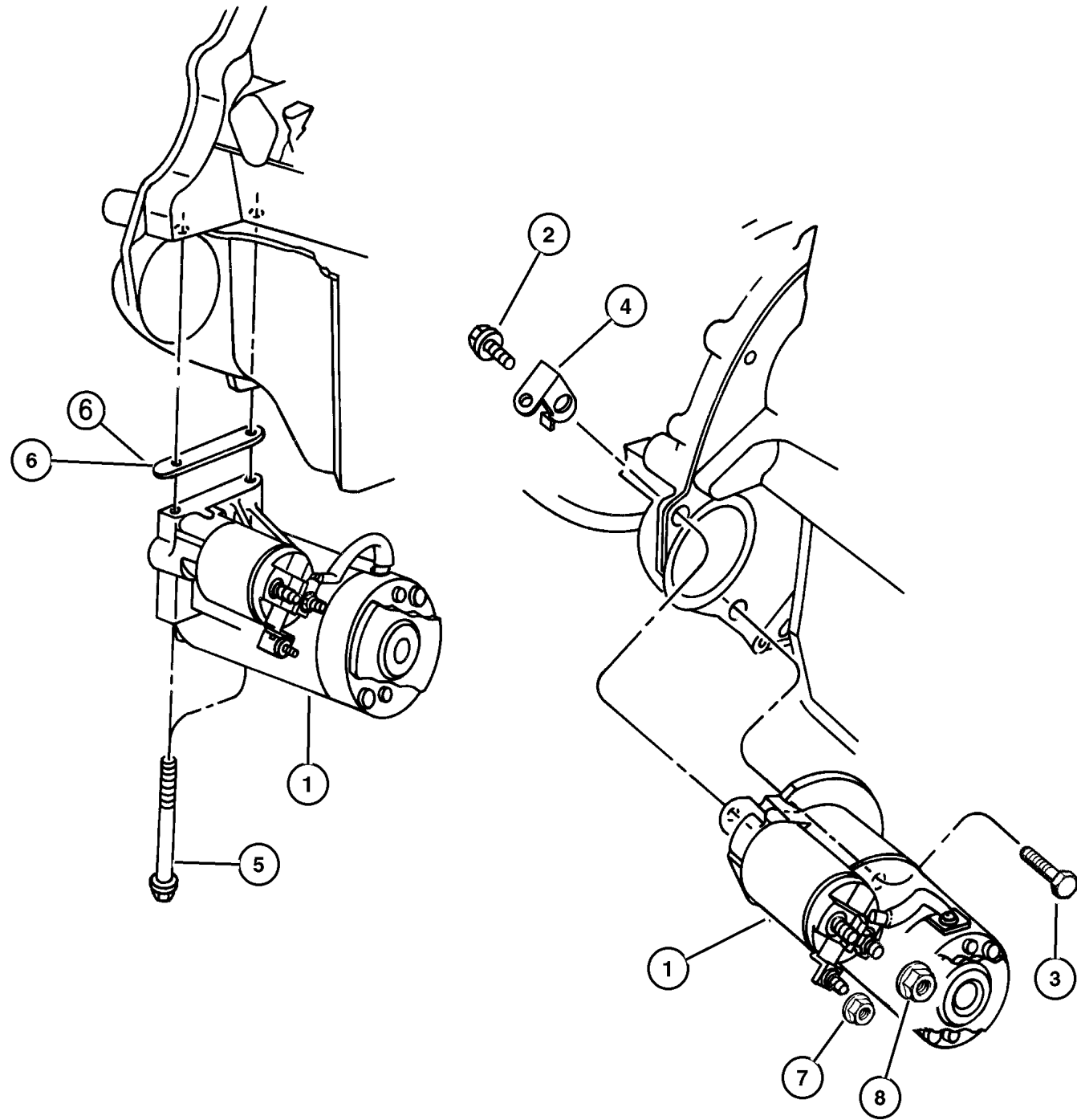
GROUP 8 - Electrical

Illustration Title	Group-Fig. No.
Starters	
Starter	Fig. 008-105
Alternators	
Alternator 2.5L Engine	Fig. 008-205
Alternator 4.0L Engine	Fig. 008-210
Distributor	
Distributor 2.5L Engine	Fig. 008-305
Modules	
Modules	Fig. 008-405
Relays	
Power Distribution Center Relays and Fuses	Fig. 008-505
Fuse Block Relays and Fuses	Fig. 008-510
Sensors	
Sensors 2.5L Engine	Fig. 008-605
Sensors 4.0L Engine	Fig. 008-610
Sensors Drivetrain	Fig. 008-615
Sensors Body	Fig. 008-620
Single Board Engine Controllers	
Single Board Engine Controllers (JTEC Module)	Fig. 008-705
Switches	
Switches Instrument Panel and Console	Fig. 008-805
Switches Drivetrain	Fig. 008-810
Switches Body	Fig. 008-815
Horns	
Horns	Fig. 008-905
Battery Tray and Cables	
Battery Tray & Cables	Fig. 008-1005
Lamps - Front, Rear and Courtesy	
Lamps Front	Fig. 008-1105
Lamps--Rear	Fig. 008-1110
Lamps--Cargo-Dome-Courtesy	Fig. 008-1115
Bulbs & Sockets	Fig. 008-1120
Wiring-Engine & Related Parts	
Wiring--Engine & Related Parts	Fig. 008-1205
Wiring-Headlamp to Dash	
Wiring--Headlamp / Dash Panel	Fig. 008-1305

GROUP 8 - Electrical

Illustration Title	Group-Fig. No.
Wiring-Instrument Panel	
Wiring Instrument Panel & Fuses	Fig. 008-1405
Wiring-Body & Accessories	
Wiring--Body & Accessory	Fig. 008-1505
Wiring Repair	
Wiring Repair Packages	Fig. 008-1605
Power Distribution Center Repair	Fig. 008-1610
Spark Plugs-Cables-Coils	
Spark Plugs--Cables--Coil	Fig. 008-1905

**Starter
Figure 008-105**



ITEM	PART NUMBER	QTY	LINE	SERIES	BODY	ENGINE	TRANS	DESCRIPTION
------	-------------	-----	------	--------	------	--------	-------	-------------

EP0=2.5L Engine manual, 12 Disc Magazine.
 ER0=4.0L Engine manual, 12 Disc Magazine.
 DG0=Automatic Transmissions manual, 12 Disc Magazine.
 DBB=Manual Transmissions manual, 12 Disc Magazine.

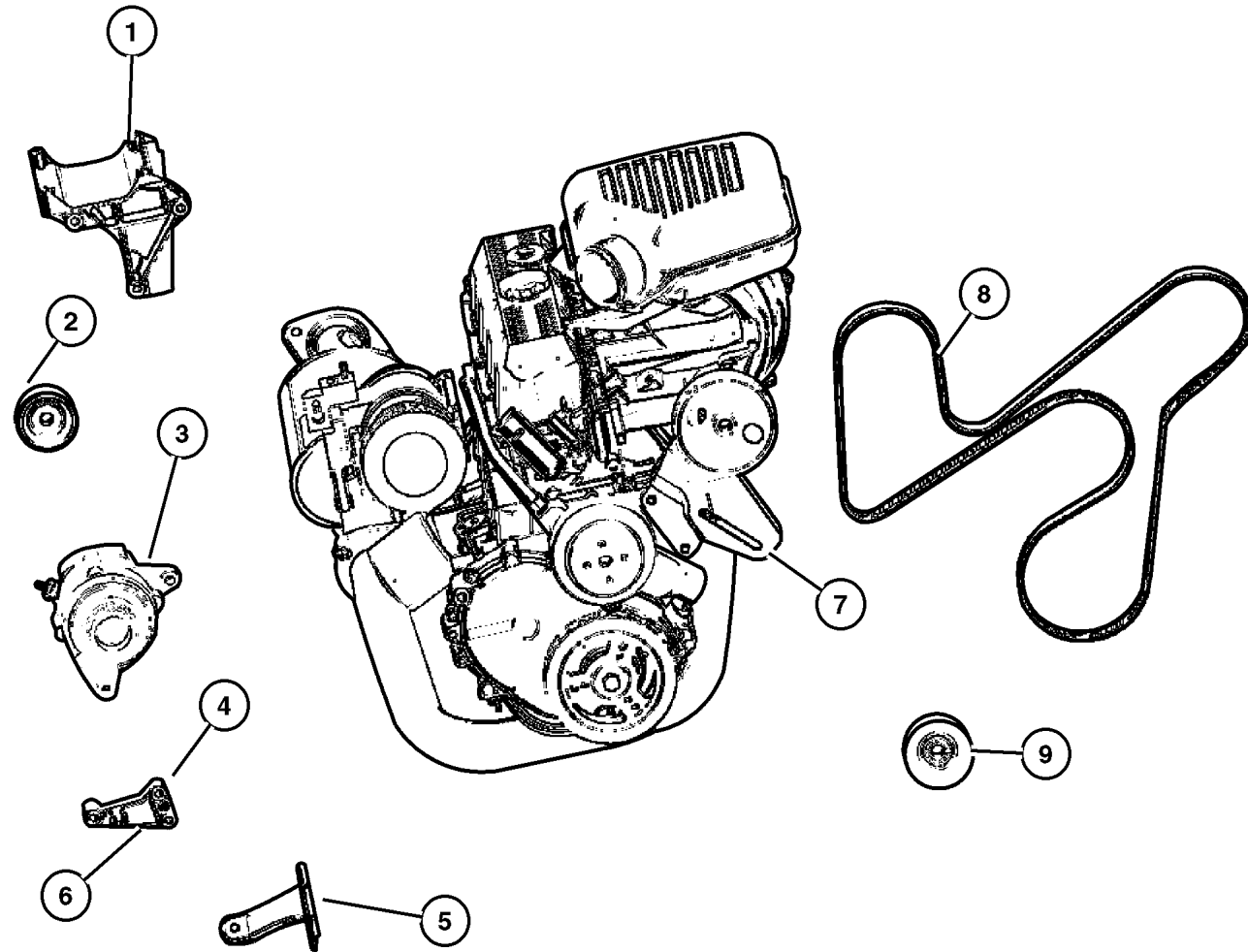
ITEM	PART NUMBER	QTY	LINE	SERIES	BODY	ENGINE	TRANS	DESCRIPTION
1								STARTER
	56041 012AB	1				ER0		
	56041 013AB	1				EP0	DG0	
	56041 013AC	1				EP0	DBB	
	#56041 013AE	1				EP0		After 10/02/00
2	6503 699	1				ER0		SCREW AND WASHER, Hex Head, M10x1.5x28
3	J400 6192	1				ER0		BOLT AND WASHER, Hex Head, .375-16x1.75
4	4524 342	2						CLIP
5	6035 607	2				EP0	DBB	SCREW, Starter Motor
6	J324 1711	AR				EP0		SHIM, Starter Motor
7								NUT, [M5x0.80] Not Serviced ***, (NOT SERVICED)
8								NUT, [M8x1.25] Not Serviced ***, (NOT SERVICED)

JEEP WRANGLER (TJ)				TRANSMISSION
SERIES	LINE	BODY	ENGINE	DGG, DGD = 32RH 3 Spd. Auto.
H = Sport	J = Wrangler 4WD	77 = 93.4 WB	EPE, EP0 = 2.5L Power Tech	DDQ = 5 Spd. Manual
L = SE	U = Wrangler 4WD (RHD)		ERH, ER0 = 4.0L Power Tech	DDD = 5 Speed HD Manual
P = Sahara				DG0 = Auto. Trans.
				DBB = Manual Trans.

AR = Use as required - = Non illustrated part # = New this model year

May 2, 2002

Alternator 2.5L Engine Figure 008-205



ITEM	PART NUMBER	QTY	LINE	SERIES	BODY	ENGINE	TRANS	DESCRIPTION
EP0=2.5L Engine manual, 12 Disc Magazine.								
manual, 12 Disc Magazine.								
ERH=4.0L Power Tech Engine manual, 12 Disc Magazine.								
1								BRACKET, Alternator And Compressor
	53013 281AB	1	U			EP0		
	53010 224AB	1	J			EP0		
2	5301 0230	1				EP0		PULLEY, Idler
3								ALTERNATOR
	#56005 684AC	1				EP0		81 AMP
	#56028 686AA	1				EP0		117 AMP
4	5300 7604	1	J			EP0		BRACKET, Alternator, Rear Mounting
5	5300 7506	1	J			EP0		BRACKET, Alternator, Rear Mounting
6	5301 1275	1	U			EP0		BRACKET, Alternator, Lower Mounting
7	5301 0148	1				EP0		BRACKET, Tensioner
8	53013 209AC	1				ER0		BELT, Accessory Drive, Without Air Conditioning
9	4792 112	1				EP0		PULLEY, Idler
-10	6502 134	1				EP0		BOLT, Hex Flange Head, M10x1.50x110, Alternator Pivot Bolt
-11	6502 135	1	J			EP0		NUT, Hex Flange, M10x1.5, Alternator Pivot Bolt
-12	6502 136	1	J			EP0		BOLT, Hex Flange Head, M10x1.50x55, Alternator Rear Mounting Bracket
-13	6025 063	1	J			EP0		SCREW AND WASHER, .375-16x1.125, Alternator A/C Mounting Bracket
-14	6502 144	1	J			EP0		SCREW AND WASHER, Hex Head, M10x1.5x25, Alternator Brace
-15								BOLT, Hex Head, .375-16x2.50
	6033 949	1	J			EP0		Alternator Bracket to Front Cover
		2	U			EP0		Alternator Bracket to Front Cover

JEEP WRANGLER (TJ)

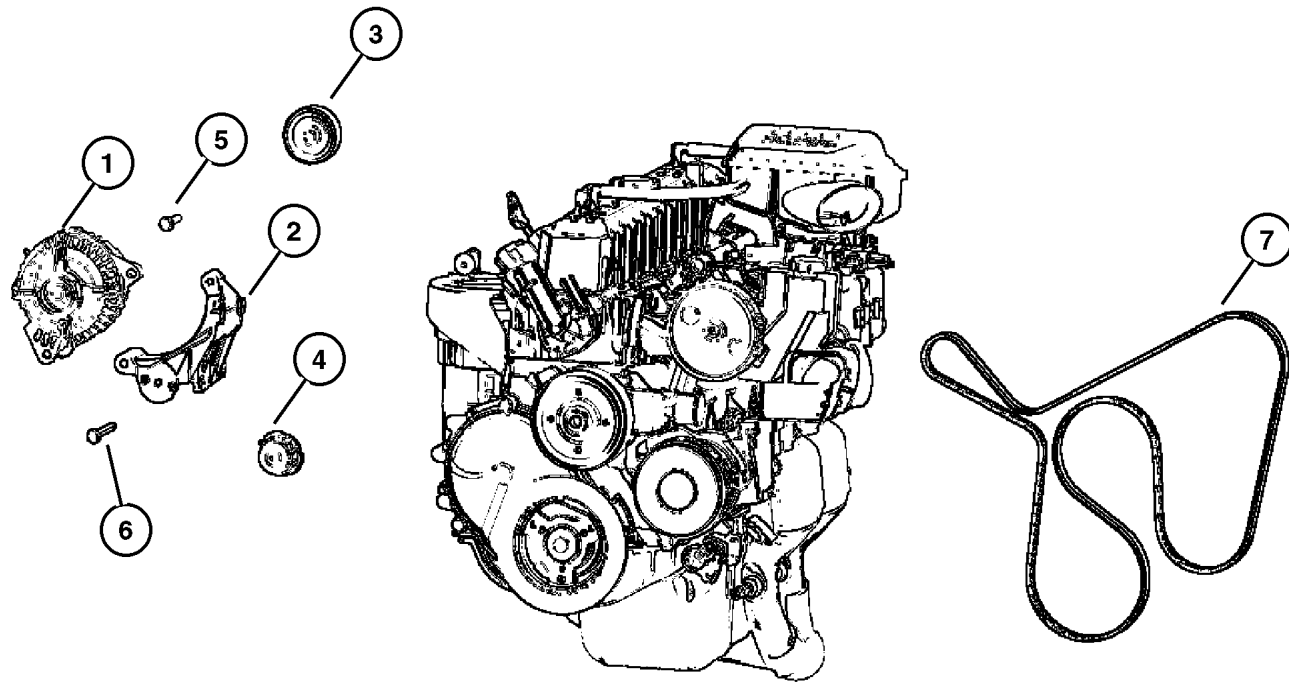
SERIES	LINE	BODY	ENGINE	TRANSMISSION
H = Sport	J = Wrangler 4WD	77 = 93.4 WB	EPE, EP0 = 2.5L Power Tech	DGG, DGD = 32RH 3 Spd. Auto.
L = SE	U = Wrangler 4WD (RHD)		ERH, ER0 = 4.0L Power Tech	DDQ = 5 Spd. Manual
P = Sahara				DDD = 5 Speed HD Manual
				DG0 = Auto. Trans.
				DBB = Manual Trans.

AR = Use as required - = Non illustrated part # = New this model year

May 2, 2002

**Alternator 4.0L Engine
Figure 008-210**

ITEM	PART NUMBER	QTY	LINE	SERIES	BODY	ENGINE	TRANS	DESCRIPTION
[ER0]=4.0L Engine manual, 12 Disc Magazine.								
1	#56041 864AA	1				ER0		ALTERNATOR
2	4854 026	1				ER0		BRACKET, Alternator
3	#4854 089AB	1				ER0		TENSIONER, Alternator Belt
4	4854 092	1				ER0		PULLEY, Idler
5	0154 854AA	4				ER0		SCREW AND WASHER, Hex
6	6504 344	1				ER0		SCREW AND WASHER, Hex Head
7	53013 209AC	1				ER0		BELT, Accessory Drive

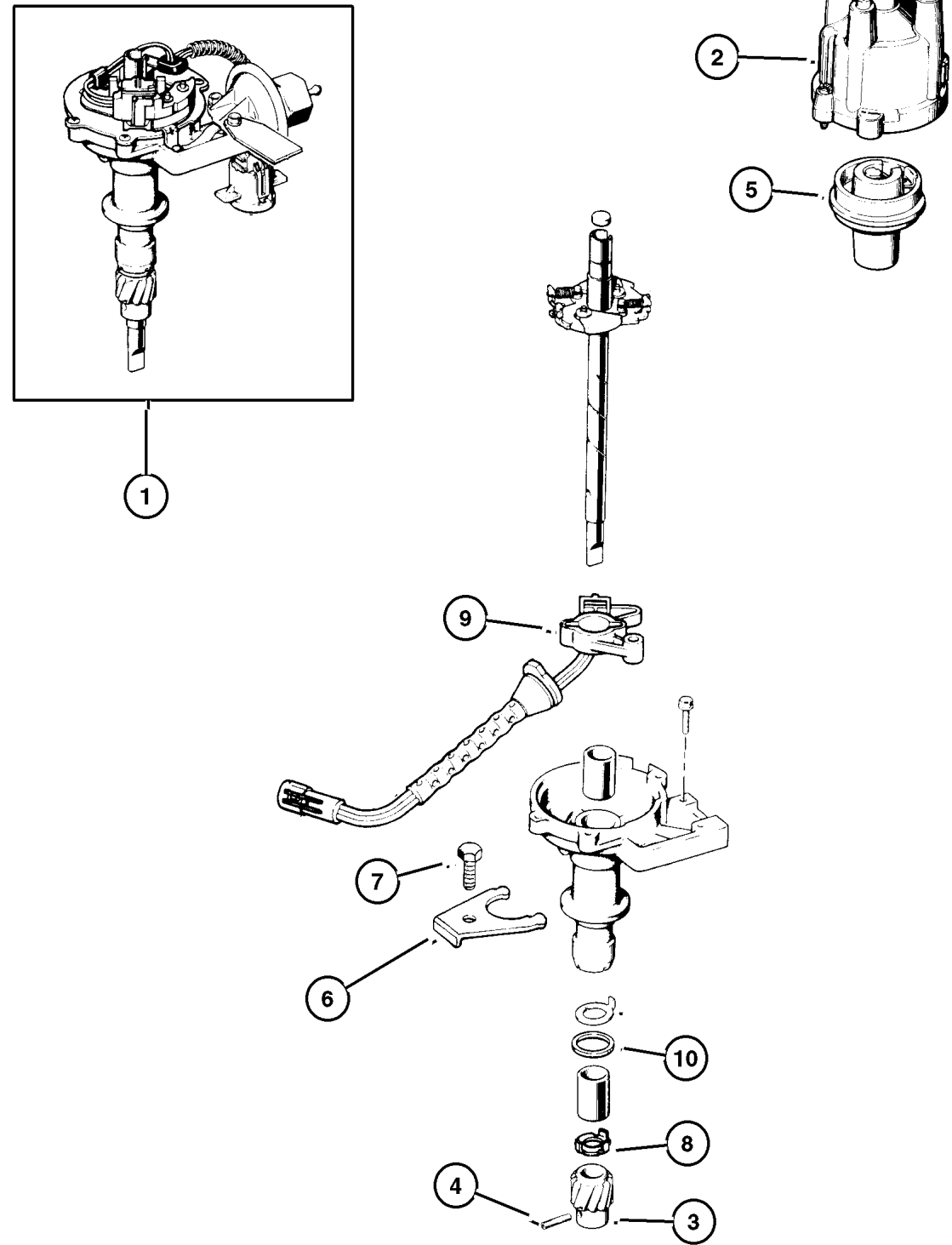


JEEP WRANGLER (TJ)				
SERIES	LINE	BODY	ENGINE	TRANSMISSION
H = Sport	J = Wrangler 4WD	77 = 93.4 WB	EPE, EP0 = 2.5L Power Tech	DGG, DGD = 32RH 3 Spd. Auto.
L = SE	U = Wrangler 4WD (RHD)		ERH, ER0 = 4.0L Power Tech	DDQ = 5 Spd. Manual
P = Sahara				DDD = 5 Speed HD Manual
				DG0 = Auto. Trans.
				DBB = Manual Trans.

AR = Use as required - = Non illustrated part # = New this model year

May 2, 2002

Distributor 2.5L Engine Figure 008-305



ITEM	PART NUMBER	QTY	LINE	SERIES	BODY	ENGINE	TRANS	DESCRIPTION
EP0=2.5L Engines manual, 12 Disc Magazine.								
ER0=4.0L Engines manual, 12 Disc Magazine.								
DGD=3 Speed Automatic Transmissions manual, 12 Disc Magazine.								
1	5604 1033	1				EP0		DISTRIBUTOR, Engine
2	53006 152AB	1				EP0		CAP, Distributor
3	8350 4635	1				EP0		GEAR, Distributor Drive
4	9422 127	1				EP0		ROLL PIN, .19x.75
5	5602 7019	1				EP0		ROTOR, Distributor
6	3300 4242	1				EP0		CLAMP, Distributor
7	6033 479	6					DGD DGG	BOLT, Hex Head, .25-28x1-5/8
8	5300 9078	1				EP0		WASHER, Distributor Gear
9	5604 1030	1				EP0		SWITCHPLATE, Distributor
10	J318 1288	1				EP0		GASKET, Distributor

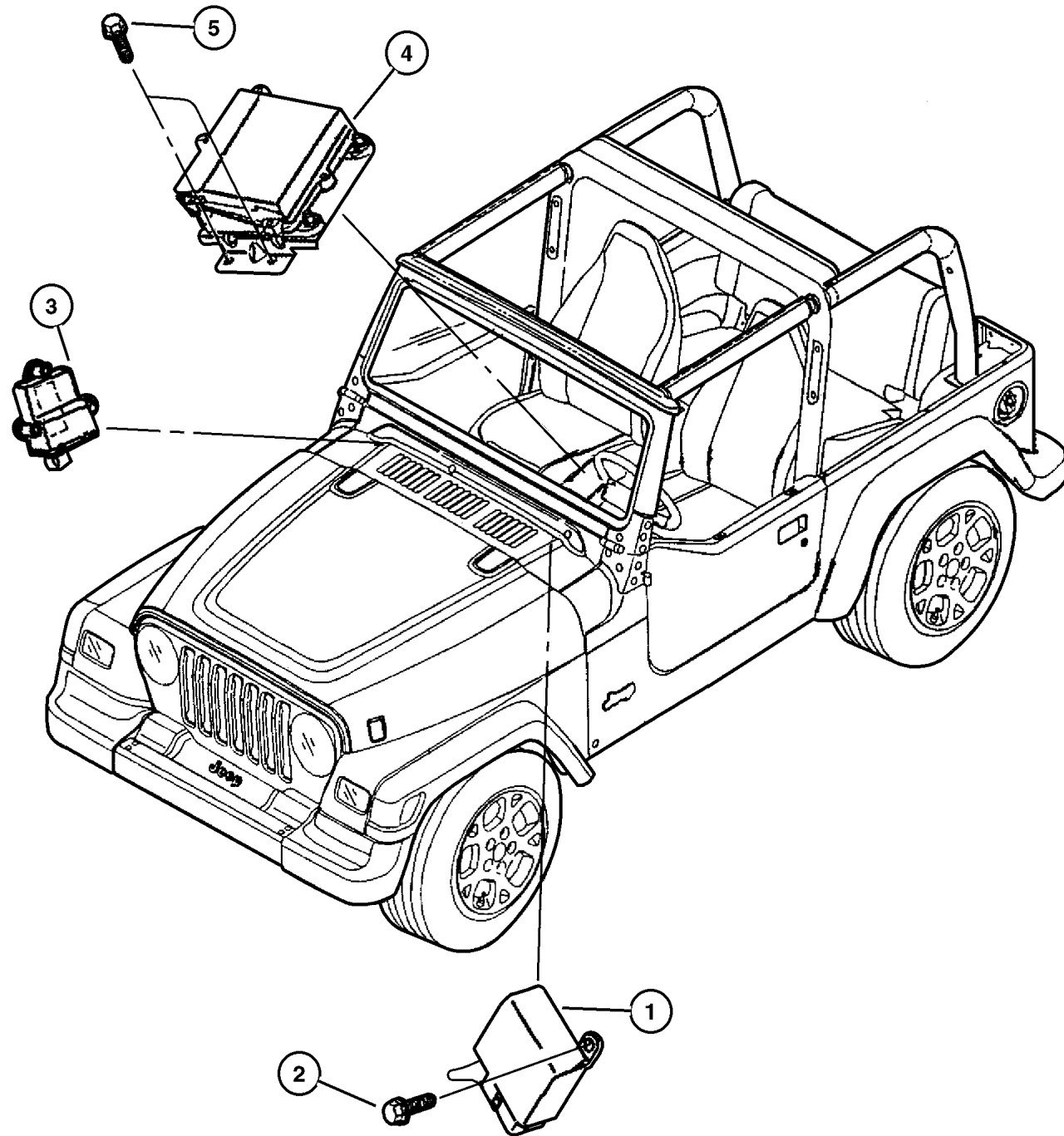
JEEP WRANGLER (TJ)

SERIES	LINE	BODY	ENGINE	TRANSMISSION
H = Sport	J = Wrangler 4WD	77 = 93.4 WB	EPE, EP0 = 2.5L Power Tech	DGG, DGD = 32RH 3 Spd. Auto.
L = SE	U = Wrangler 4WD (RHD)		ERH, ER0 = 4.0L Power Tech	DDQ = 5 Spd. Manual
P = Sahara				DDD = 5 Speed HD Manual
				DG0 = Auto. Trans.
				DBB = Manual Trans.

AR = Use as required - = Non illustrated part # = New this model year

May 2, 2002

Modules
Figure 008-405



ITEM	PART NUMBER	QTY	LINE	SERIES	BODY	ENGINE	TRANS	DESCRIPTION
1	5600 4262	1						MODULE, Daytime Running Lamp,
2								Daytime Running Lamp SCREW, 250-14x.625 (Not Serviced) ***, (NOT SERVICED)
3	#56010 209AB	1						MODULE, Immobilizer
4	#56010 300AB	1						MODULE, Air Bag Control
5								SCREW, M6.3x1.81x20.00 , (NOT SERVICED)

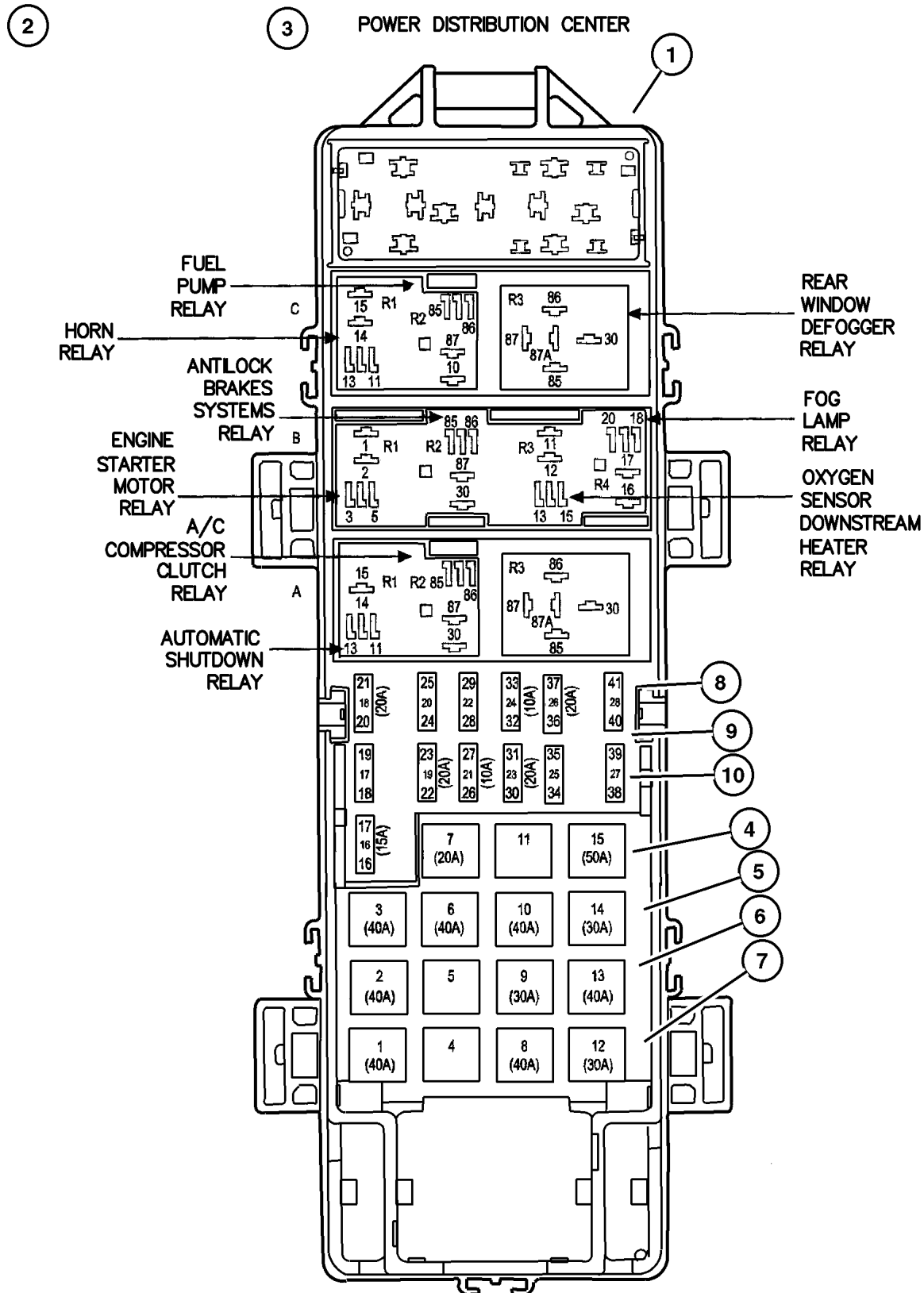
JEEP WRANGLER (TJ)		BODY	ENGINE	TRANSMISSION
SERIES	LINE	77 = 93.4 WB	EPE, EP0 = 2.5L Power Tech ERH, ER0 = 4.0L Power Tech	DGG, DGD = 32RH 3 Spd. Auto. DDQ = 5 Spd. Manual DDD = 5 Speed HD Manual DG0 = Auto. Trans. DBB = Manual Trans.
H = Sport	J = Wrangler 4WD			
L = SE	U = Wrangler 4WD (RHD)			
P = Sahara				

AR = Use as required - = Non illustrated part # = New this model year

May 2, 2002

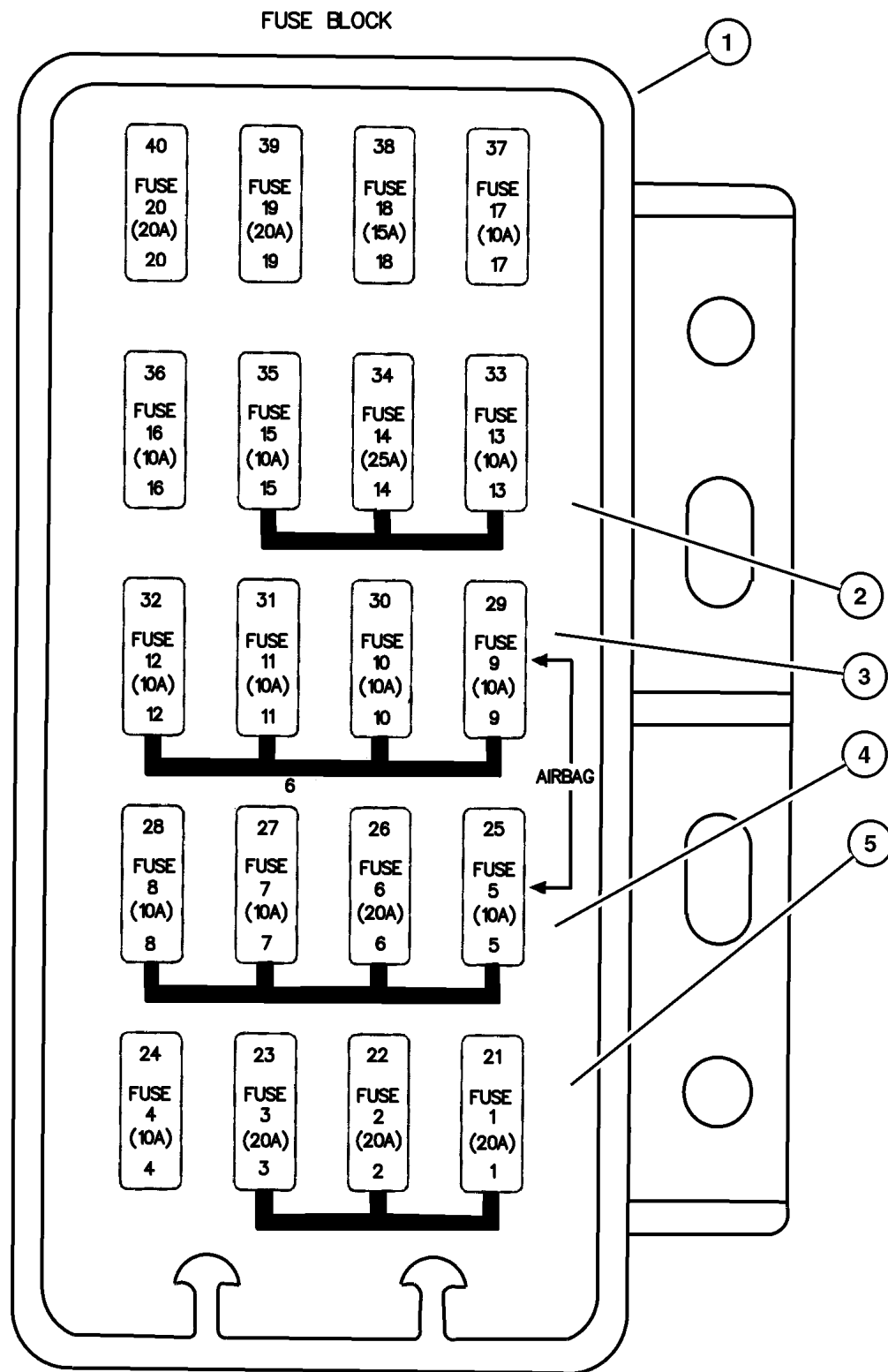
Power Distribution Center Relays and Fuses
Figure 008-505

ITEM	PART NUMBER	QTY	LINE	SERIES	BODY	ENGINE	TRANS	DESCRIPTION
1								POWER DISTRIBUTION CENTER, Served in Headlamp to Dash Harness. (NOT SERVICED)
2	4671 168	AR						RELAY, Mini
3	4638 094	1						RELAY PACKAGE, Electrical
4	6102 075AA	AR						FUSE CARTRIDGE, 20 Amp
5	6102 076AA	AR						FUSE CARTRIDGE, 30 Amp
6	6102 077AA	1						FUSE CARTRIDGE, 40 Amp
7	6102 078AA	AR						FUSE CARTRIDGE, 50 Amp
8	00AT M10	2						FUSE, Mini, 10 AMP, Red
9	6101 487	AR						FUSE, Mini, 15 AMP, Light Blue
10	00AT M20	1					DG0	FUSE, Mini, 20 AMP, Yellow
-11								COVER, Power Distribution Center
	#5072 293AA	1						Top
	56047 000AA	1						Bottom



JEEP WRANGLER (TJ)
 SERIES LINE BODY ENGINE TRANSMISSION
 H = Sport J = Wrangler 4WD 77 = 93.4 WB EPE, EP0 = 2.5L Power Tech DGG, DGD = 32RH 3 Spd. Auto.
 L = SE U = Wrangler 4WD (RHD) ERH, ER0 = 4.0L Power Tech DDQ = 5 Spd. Manual
 P = Sahara DDD = 5 Speed HD Manual
 DG0 = Auto. Trans.
 DBB = Manual Trans.

Fuse Block Relays and Fuses
Figure 008-510



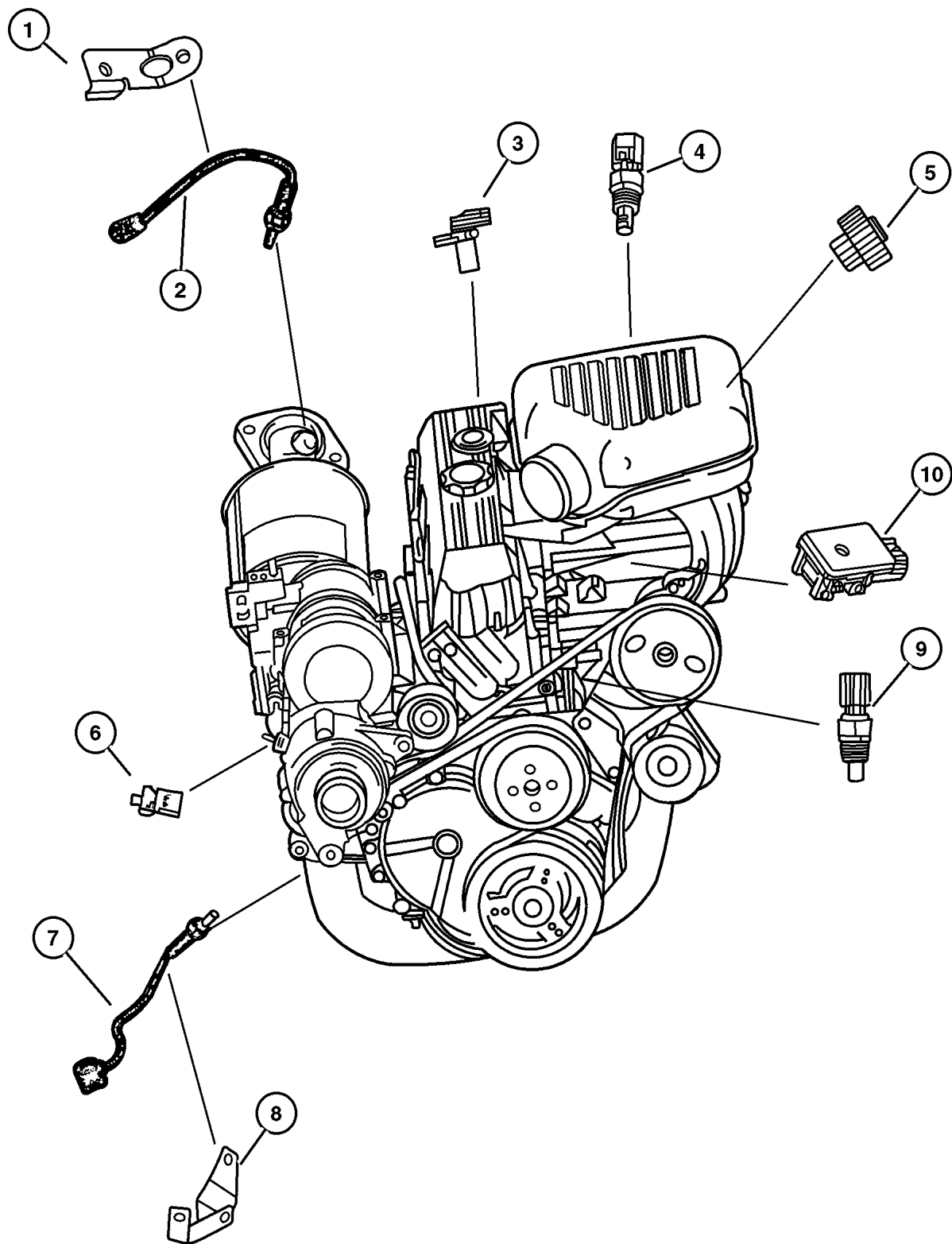
ITEM	PART NUMBER	QTY	LINE	SERIES	BODY	ENGINE	TRANS	DESCRIPTION
1								BLOCK, Fuse, Serviced in Cross Body Harness, (NOT SERVICED)
2	00AT M10	2						FUSE, Mini, 10 AMP, Red
3	6101 487	AR						FUSE, Mini, 15 AMP, Light Blue
4	6101 488	1						FUSE, Mini, 20 AMP, Yellow
5								FUSE, Mini, 25 Amp, Natural, ATM25, (NOT SERVICED)

JEEP WRANGLER (TJ)			
SERIES	LINE	BODY	ENGINE
H = Sport	J = Wrangler 4WD	77 = 93.4 WB	EPE, EP0 = 2.5L Power Tech
L = SE	U = Wrangler 4WD (RHD)		ERH, ER0 = 4.0L Power Tech
P = Sahara			
			TRANSMISSION
			DGG, DGD = 32RH 3 Spd. Auto.
			DDQ = 5 Spd. Manual
			DDD = 5 Speed HD Manual
			DG0 = Auto. Trans.
			DBB = Manual Trans.

AR = Use as required - = Non illustrated part # = New this model year

May 2, 2002

Sensors 2.5L Engine Figure 008-605



ITEM	PART NUMBER	QTY	LINE	SERIES	BODY	ENGINE	TRANS	DESCRIPTION
EP0=2.5L Engine manual, 12 Disc Magazine.								
manual, 12 Disc Magazine.								
DBB= Manual Transmission manual, 12 Disc Magazine.								
DG0=Automatic Transmission manual, 12 Disc Magazine.								
DGG= Automatic Transmission 3 Speed manual, 12 Disc Magazine.								
DGD=Automatic Transmission 3 Speed manual, 12 Disc Magazine.								
DGK=Manual Transmission 5 Speed Heavy Duty manual, 12 Disc Magazine.								
1	5604 1069	1				EP0		BRACKET, Oxygen Sensor
2	#56041 846AA	1				EP0		SENSOR, Oxygen, After Catalyst
3	56027 865AB	1				EP0		SENSOR, Crankshaft Position
4	5602 7872	1				EP0, ER0		SENSOR, Air Temperature
5	4874 371AC	1				EP0		SENSOR, Throttle Position
6	56028 807AA	1				EP0, ER0		SENDING UNIT, Oil Pressure
7	#56041 944AA	1				EP0		SENSOR, Oxygen, Before Catalyst
8	5604 1069	1				EP0		BRACKET, Oxygen Sensor
9	5602 7873	1				EP0, ER0		SENSOR, Coolant Temperature
10	5602 9405	1				EP0, ER0		SENSOR, Map
-11	3420 2536	2				EP0	DGD	STUD, .312-18x2.26, Crank Sensor Mounting

JEEP WRANGLER (TJ)

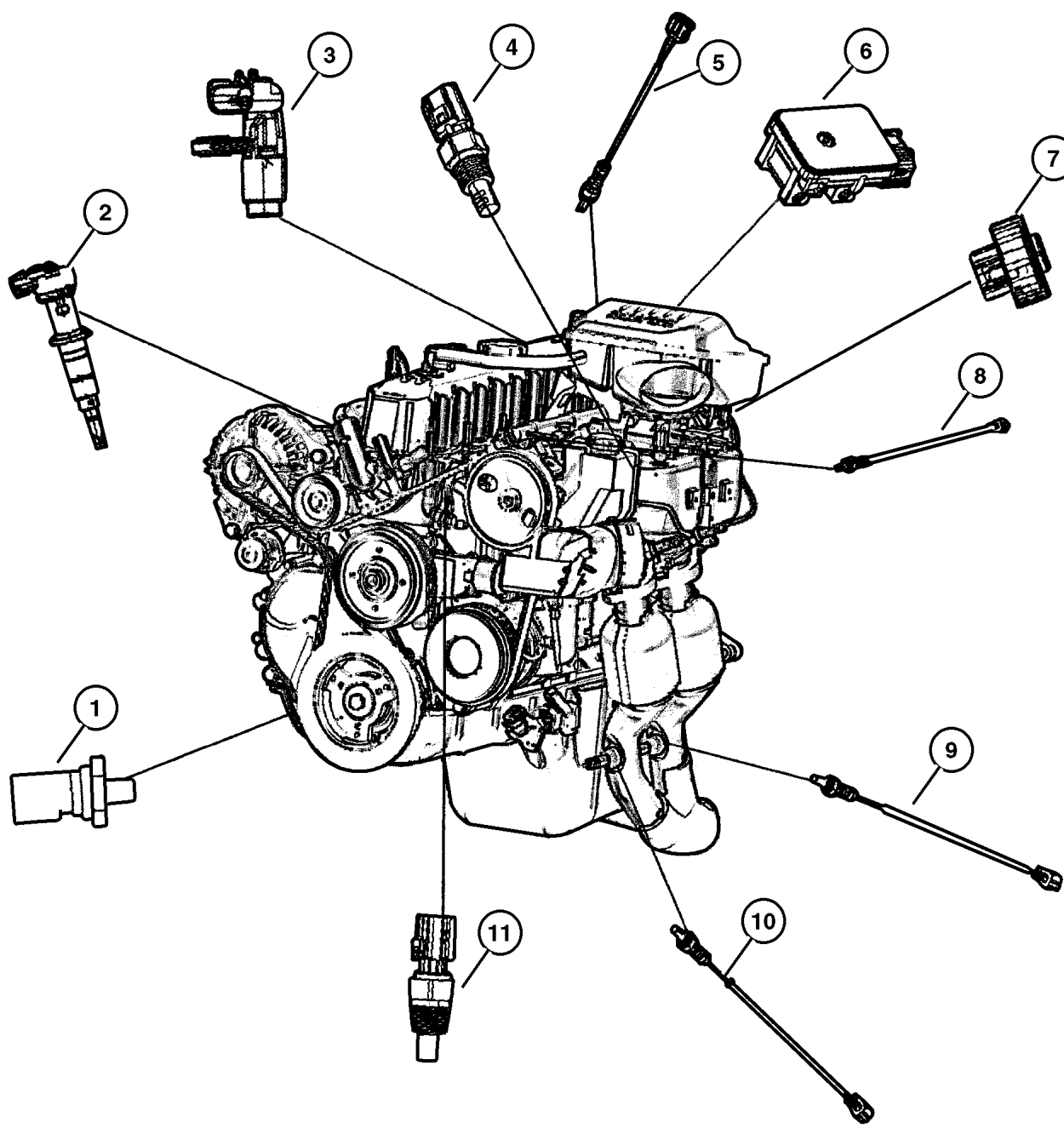
SERIES	LINE	BODY	ENGINE	TRANSMISSION
H = Sport	J = Wrangler 4WD	77 = 93.4 WB	EPE, EP0 = 2.5L Power Tech	DGG, DGD = 32RH 3 Spd. Auto.
L = SE	U = Wrangler 4WD (RHD)		ERH, ER0 = 4.0L Power Tech	DDQ = 5 Spd. Manual
P = Sahara				DDD = 5 Speed HD Manual
				DG0 = Auto. Trans.
				DBB = Manual Trans.

AR = Use as required - = Non illustrated part # = New this model year

May 2, 2002

Sensors 4.0L Engine Figure 008-610

ITEM	PART NUMBER	QTY	LINE	SERIES	BODY	ENGINE	TRANS	DESCRIPTION
[ER0]=All 4.0L Engine manual, 12 Disc Magazine.								
[DG0]=All Automatic Transmissions manual, 12 Disc Magazine.								
1	56028 807AA	1				EP0, ER0		SENDING UNIT, Oil Pressure
2	4897 023AA	1				ER0		SENSOR, Camshaft
3	4897 321AA	1				ER0	DG0	SENSOR PACKAGE, Crankshaft Position
4	5602 7872	1				EP0, ER0		SENSOR, Air Temperature
5								SENSOR, Oxygen
	#56041 943AA	1				ER0		Before Catalyst front
	#56041 887AA	1				ER0		Before Catalyst Export
6	5602 9405	1				EP0, ER0		SENSOR, Map
7	4874 371AC	1				ER0		SENSOR, Throttle Position
8	#56041 944AA	1				ER0		SENSOR, Oxygen, Before Catalyst rear
9								SENSOR, Oxygen
	#56041 846AA	1				ER0		After Catalyst Export
	#56041 847AA	1				ER0		After Catalyst Front
10	#56041 848AA	1				ER0		SENSOR, Oxygen, After Catalyst rear
11	5602 7873	1				EP0, ER0		SENSOR, Coolant Temperature



JEEP WRANGLER (TJ)

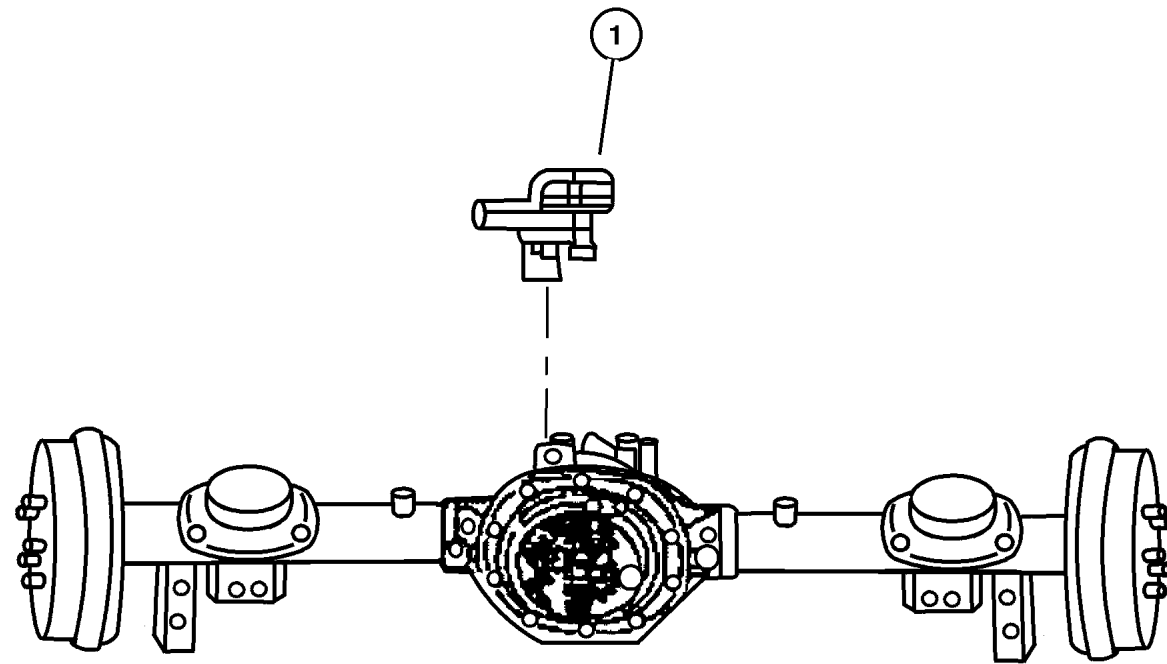
SERIES	LINE	BODY	ENGINE	TRANSMISSION
H = Sport	J = Wrangler 4WD	77 = 93.4 WB	EPE, EP0 = 2.5L Power Tech	DGG, DGD = 32RH 3 Spd. Auto.
L = SE	U = Wrangler 4WD (RHD)		ERH, ER0 = 4.0L Power Tech	DDQ = 5 Spd. Manual
P = Sahara				DDD = 5 Speed HD Manual
				DG0 = Auto. Trans.
				DBB = Manual Trans.

AR = Use as required - = Non illustrated part # = New this model year

May 2, 2002

Sensors Drivetrain
Figure 008-615

ITEM	PART NUMBER	QTY	LINE	SERIES	BODY	ENGINE	TRANS	DESCRIPTION
1	5602 7905	1						SENSOR, Vehicle Speed



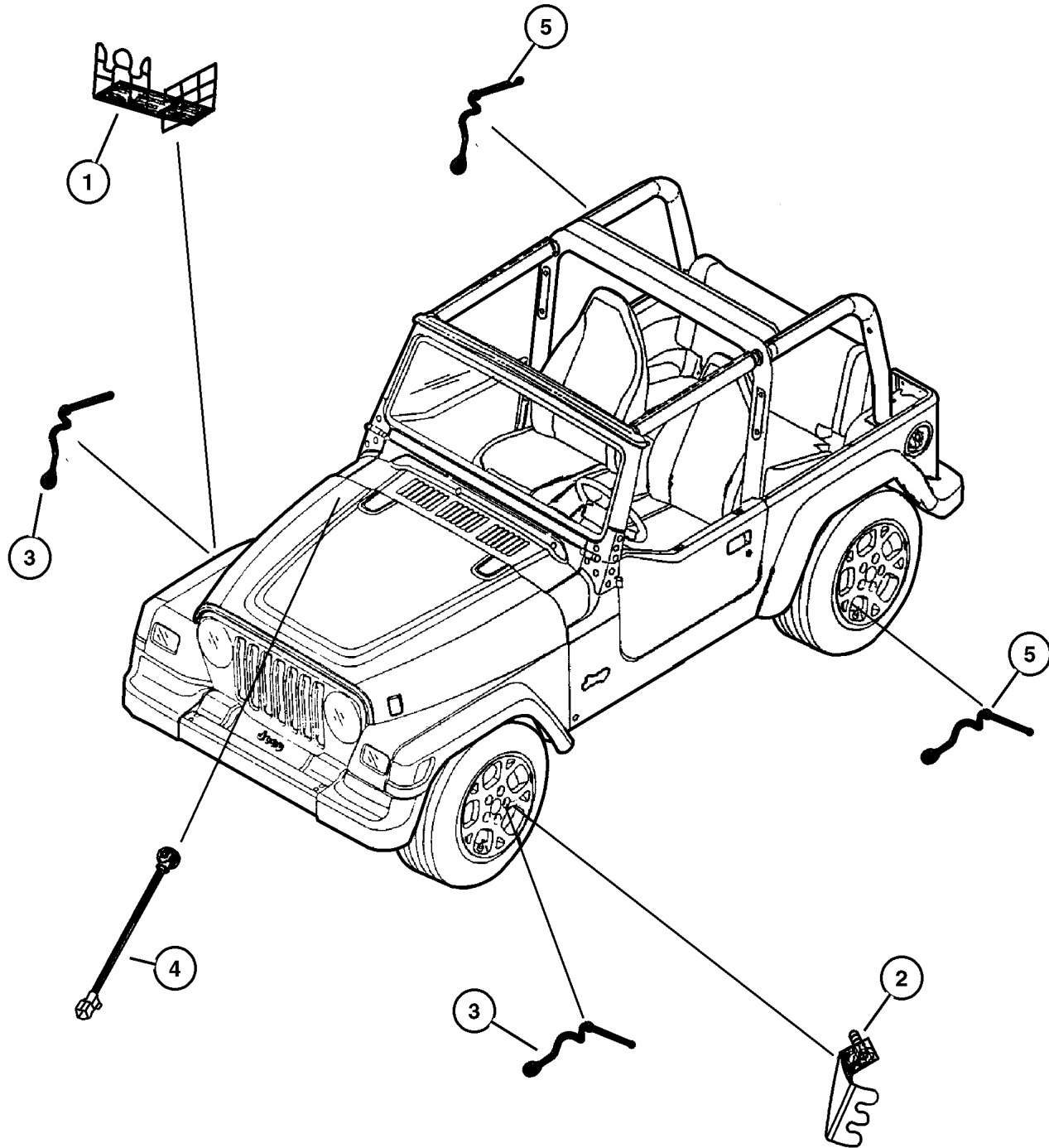
JEEP WRANGLER (TJ)				
SERIES	LINE	BODY	ENGINE	TRANSMISSION
H = Sport	J = Wrangler 4WD	77 = 93.4 WB	EPE, EP0 = 2.5L Power Tech	DGG, DGD = 32RH 3 Spd. Auto.
L = SE	U = Wrangler 4WD (RHD)		ERH, ER0 = 4.0L Power Tech	DDQ = 5 Spd. Manual
P = Sahara				DDD = 5 Speed HD Manual
				DG0 = Auto. Trans.
				DBB = Manual Trans.

AR = Use as required - = Non illustrated part # = New this model year

May 2, 2002

**Sensors Body
Figure 008-620**

ITEM	PART NUMBER	QTY	LINE	SERIES	BODY	ENGINE	TRANS	DESCRIPTION
1	5200 8919	1						BRACKET, ABS Sensor
2	5200 8920	1						BRACKET, ABS Sensor
3	5602 7727	2	J					SENSOR, Anti-Lock Brakes
4	5602 7332	1						SENSOR, Battery Temperature
5								SENSOR, Anti-Lock Brakes
	5602 7728	1	J					Right
	5602 7729	1	J					Left

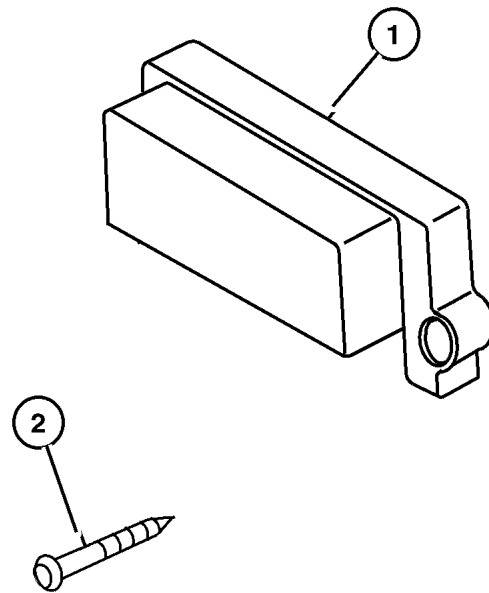


JEEP WRANGLER (TJ)				
SERIES	LINE	BODY	ENGINE	TRANSMISSION
H = Sport	J = Wrangler 4WD	77 = 93.4 WB	EPE, EP0 = 2.5L Power Tech	DGG, DGD = 32RH 3 Spd. Auto.
L = SE	U = Wrangler 4WD (RHD)		ERH, ER0 = 4.0L Power Tech	DDQ = 5 Spd. Manual
P = Sahara				DDD = 5 Speed HD Manual
				DG0 = Auto. Trans.
				DBB = Manual Trans.

AR = Use as required - = Non illustrated part # = New this model year

May 2, 2002

**Single Board Engine Controllers (JTEC Module)
Figure 008-705**



ITEM	PART NUMBER	QTY	LINE	SERIES	BODY	ENGINE	TRANS	DESCRIPTION
								EP0=2.5L Engine manual, 12 Disc Magazine.
								ER0=4.0L Engine manual, 12 Disc Magazine.
								DG0=Automatic Transmission manual, 12 Disc Magazine.
								DGG= Automatic Transmission 3 Speed manual, 12 Disc Magazine.
								DGD=Automatic Transmission 3 Speed manual, 12 Disc Magazine.
								DBB= Manual Transmission manual, 12 Disc Magazine.
1								MODULE, Powertrain Control
	#56041 733AA	1				EP0	DBB	w/European III Emission
	#56041 734AA	1				EP0	DBB	w/U.S. 50 States Emission
	#56041 736AA	1				EP0	DBB	w/Leaded Fuel Emission
	#56041 738AA	1				EP0	DG0	w/U.S. 50 States Emission
	#56041 741AA	1				ER0	DBB	w/U.S. 50 States Emission
	#56041 743AA	1				ER0	DBB	w/European III Emission
	#56041 744AA	1				ER0	DBB	w/Leaded Fuel Emission
	#56041 746AA	1				ER0	DG0	w/U.S. 50 States Emission
	#56041 748AA	1				ER0	DG0	w/European III Emission
	#56041 749AA	1				ER0	DG0	w/Leaded Fuel Emission
2								SCREW, 0.190-16x1.75 , (NOT SERVICED)
-3								COVER, Module, (NOT SERVICED)

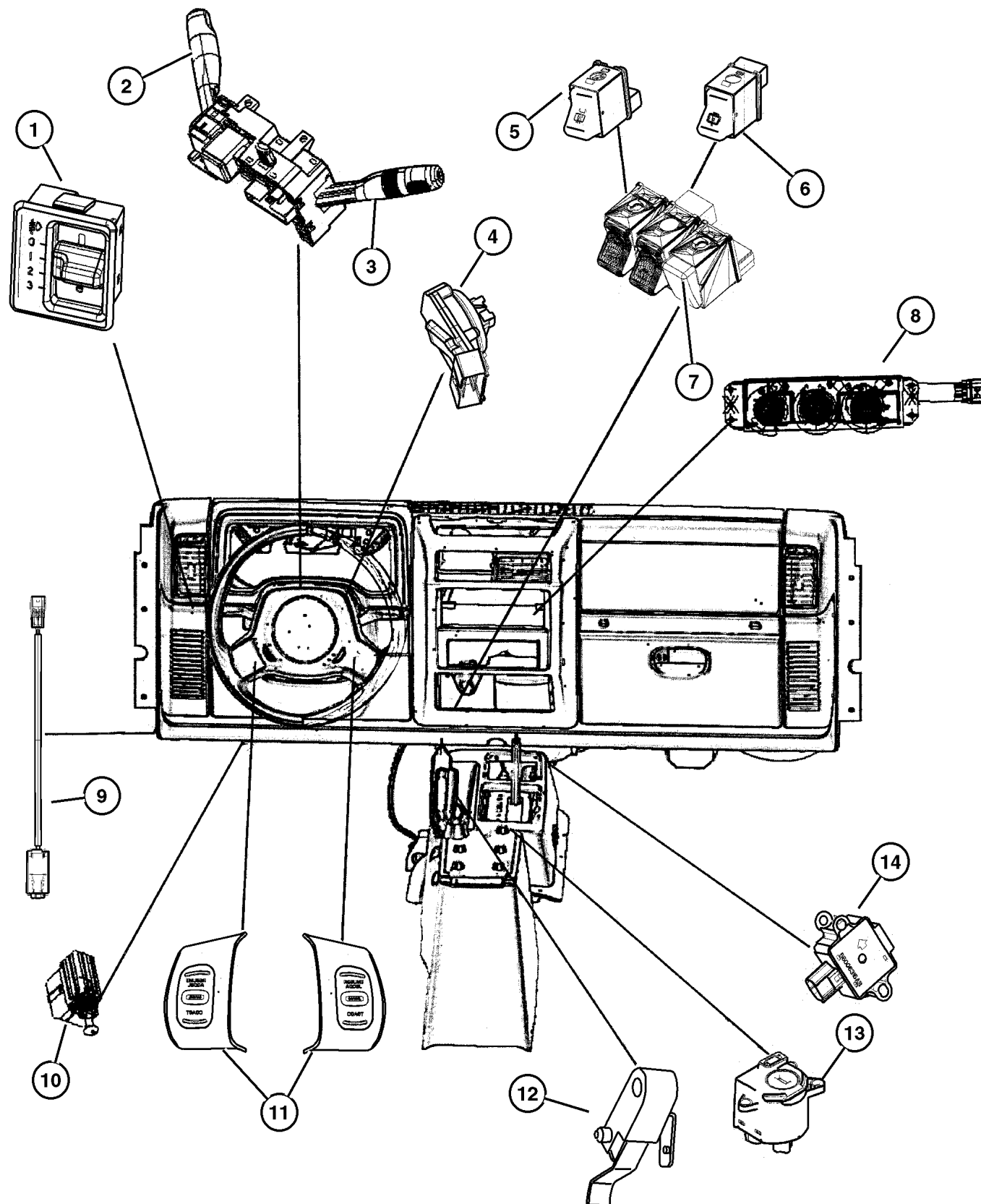
JEEP WRANGLER (TJ)

SERIES	LINE	BODY	ENGINE	TRANSMISSION
H = Sport	J = Wrangler 4WD	77 = 93.4 WB	EPE, EP0 = 2.5L Power Tech	DGG, DGD = 32RH 3 Spd. Auto.
L = SE	U = Wrangler 4WD (RHD)		ERH, ER0 = 4.0L Power Tech	DDQ = 5 Spd. Manual
P = Sahara				DDD = 5 Speed HD Manual
				DG0 = Auto. Trans.
				DBB = Manual Trans.

AR = Use as required - = Non illustrated part # = New this model year

May 2, 2002

Switches Instrument Panel and Console Figure 008-805



ITEM	PART NUMBER	QTY	LINE	SERIES	BODY	ENGINE	TRANS	DESCRIPTION
EP0=2.5L Engine manual, 12 Disc Magazine.								
ER0=4.0L Engine manual, 12 Disc Magazine.								
DG0=Automatic Transmission manual, 12 Disc Magazine.								
DDD=Manual Transmission 5 Speed manual, 12 Disc Magazine.								
DDQ=Manual Transmission 5 Speed (Heavy Duty) manual, 12 Disc Magazine.								
DBB= Manual Transmission manual, 12 Disc Magazine.								
1	56009 640AB	1						SWITCH, Headlamp Leveling
2								SWITCH, Multifunction, Left Stalk Includes Interior Lights, Exterior Lights (High/Low) & Turn Signal Controls w/o Foglamp w/Front Foglamp w/Rear Foglamp (Europe)
3	#5016 708AA #5016 709AA #5016 710AA #5016 711AA	1 1 1 1						SWITCH, Intermittent Wiper, Right Stalk Includes Windshield Washer & Wiper Functions
4								SWITCH, Ignition
	4793 576	1					DG0 DBB	
5	5600 7250	1						SWITCH, Electric Back Light
6	5600 7249	1						SWITCH, Wiper and Washer
7	5600 7329	1						PLUG, Switch Opening
8	5013 832AA 5013 833AA	1 1						SWITCH, A/C and Heater Vacuum With Air Cinditioning Without Air Cinditioning
9	5600 9047	1			J U		DBB DBB	SWITCH, Clutch Starter Interlock
10	4671 336	1						SWITCH, Stop Lamp
11	56007 530AD 56007 531AD	1 1						SWITCH, Speed Control Right Left
12	5212 7960	1						SWITCH, Parking Brake
13	#56010 301AA	1		J				SWITCH, Passenger Airbag Disarm
14	56006 315AB	1						SWITCH, Anti Lock Brake Accelerat
-15	#55315 026AB	1						WATERSHIELD, Switch, Right, Multi - Function Switch
-16	#55315 027AB	1						WATERSHIELD, Switch, Left, Multi - Function Switch

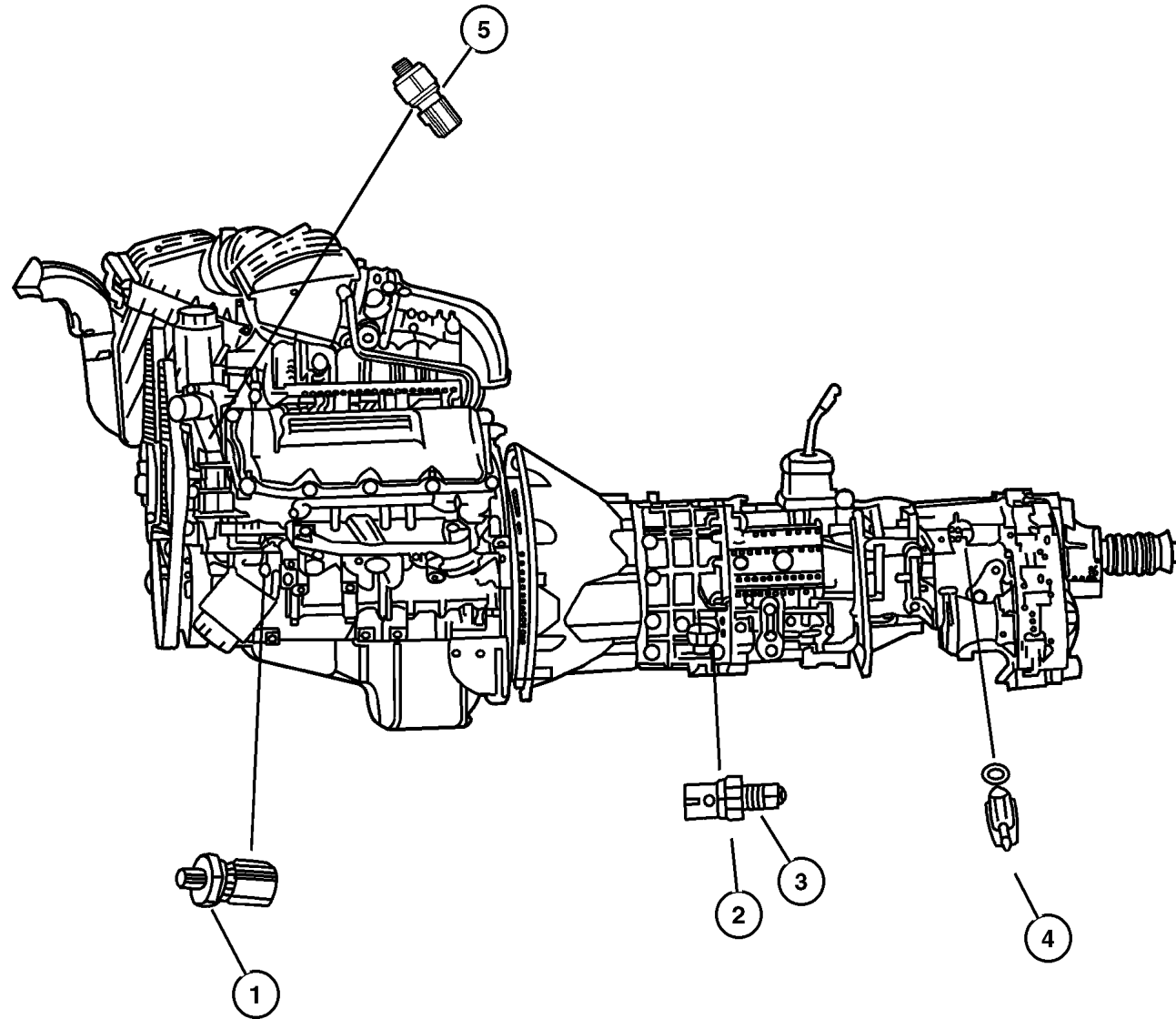
JEEP WRANGLER (TJ)

SERIES	LINE	BODY	ENGINE	TRANSMISSION
H = Sport	J = Wrangler 4WD	77 = 93.4 WB	EPE, EP0 = 2.5L Power Tech	DGG, DGD = 32RH 3 Spd. Auto.
L = SE	U = Wrangler 4WD (RHD)		ERH, ER0 = 4.0L Power Tech	DDQ = 5 Spd. Manual
P = Sahara				DDD = 5 Speed HD Manual
				DG0 = Auto. Trans.
				DBB = Manual Trans.

AR = Use as required - = Non illustrated part # = New this model year

May 2, 2002

Switches Drivetrain
Figure 008-810



ITEM	PART NUMBER	QTY	LINE	SERIES	BODY	ENGINE	TRANS	DESCRIPTION
[EP0] = 2.5L Engine manual, 12 Disc Magazine.								
[ER0] = 4.0L Engine manual, 12 Disc Magazine.								
[DBB] = Manual Transmission manual, 12 Disc Magazine.								
[DGG] = 3 Speed Automatic Transmission manual, 12 Disc Magazine.								
[DGD] = 3 Speed Automatic Transmission manual, 12 Disc Magazine.								
[DDD] = 5 Speed Manual Transmission manual, 12 Disc Magazine.								
1	56028 807AA	1				EP0, ER0		SENDING UNIT, Oil Pressure
2	56028 181AB	1					DGG	SWITCH, Neutral, Safety, Back Up
3	8350 0629	1				EP0	DDQ	SWITCH, Back Up Lamp
4	J813 4473	1				EP0, ER0	DG0	SWITCH, Transfer Case Mode
5	56027 906AB	1	U			EP0		SWITCH, Power Steering
-6	5011 214AA	1						SWITCH, Blower Control

JEEP WRANGLER (TJ)


SERIES	LINE	BODY	ENGINE	TRANSMISSION
H = Sport	J = Wrangler 4WD	77 = 93.4 WB	EPE, EP0 = 2.5L Power Tech	DGG, DGD = 32RH 3 Spd. Auto.
L = SE	U = Wrangler 4WD (RHD)		ERH, ER0 = 4.0L Power Tech	DDQ = 5 Spd. Manual
P = Sahara				DDD = 5 Speed HD Manual
				DG0 = Auto. Trans.
				DBB = Manual Trans.

AR = Use as required - = Non illustrated part # = New this model year

May 2, 2002

Switches Body
Figure 008-815

ITEM	PART NUMBER	QTY	LINE	SERIES	BODY	ENGINE	TRANS	DESCRIPTION
1	4687 558	2						SWITCH, Door Ajar



JEEP WRANGLER (TJ)			
SERIES	LINE	BODY	ENGINE
H = Sport	J = Wrangler 4WD	77 = 93.4 WB	EPE, EP0 = 2.5L Power Tech
L = SE	U = Wrangler 4WD (RHD)		ERH, ER0 = 4.0L Power Tech
P = Sahara			

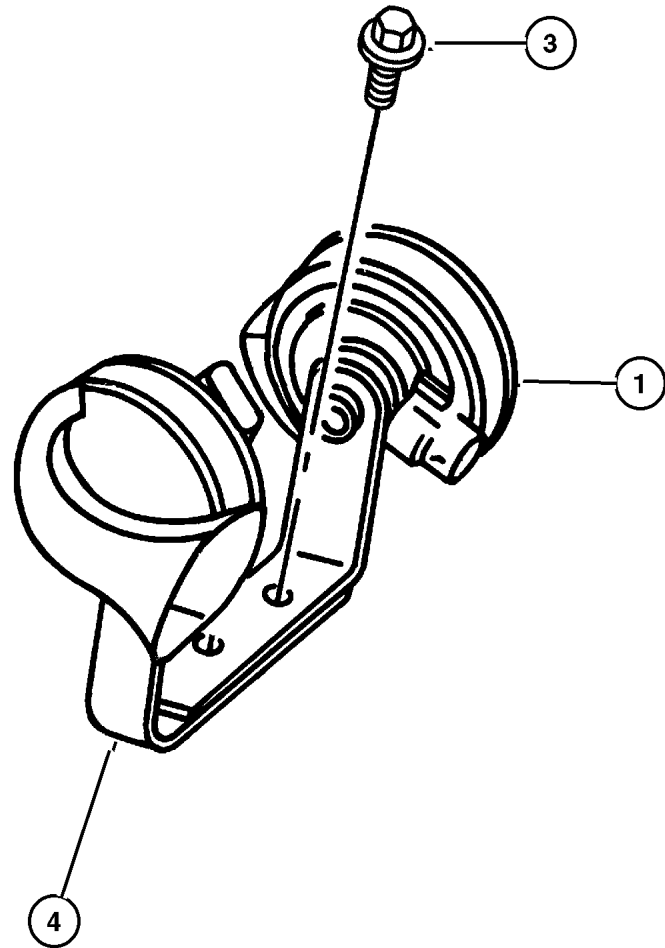
TRANSMISSION
DGG, DGD = 32RH 3 Spd. Auto.
DDQ = 5 Spd. Manual
DDD = 5 Speed HD Manual
DG0 = Auto. Trans.
DBB = Manual Trans.

AR = Use as required - = Non illustrated part # = New this model year

May 2, 2002

Horns
Figure 008-905

ITEM	PART NUMBER	QTY	LINE	SERIES	BODY	ENGINE	TRANS	DESCRIPTION
1	56009 769AB	1						HORN, Duel
-2	56009 768AC	1						HORN, High Note, (EUROPE)
3	6502 767	1						SCREW, Tap, M8x1.25x22
4								BRACKET, Horn Mounting (Serviced In Assembly Item # 1), (NOT SERVICED)



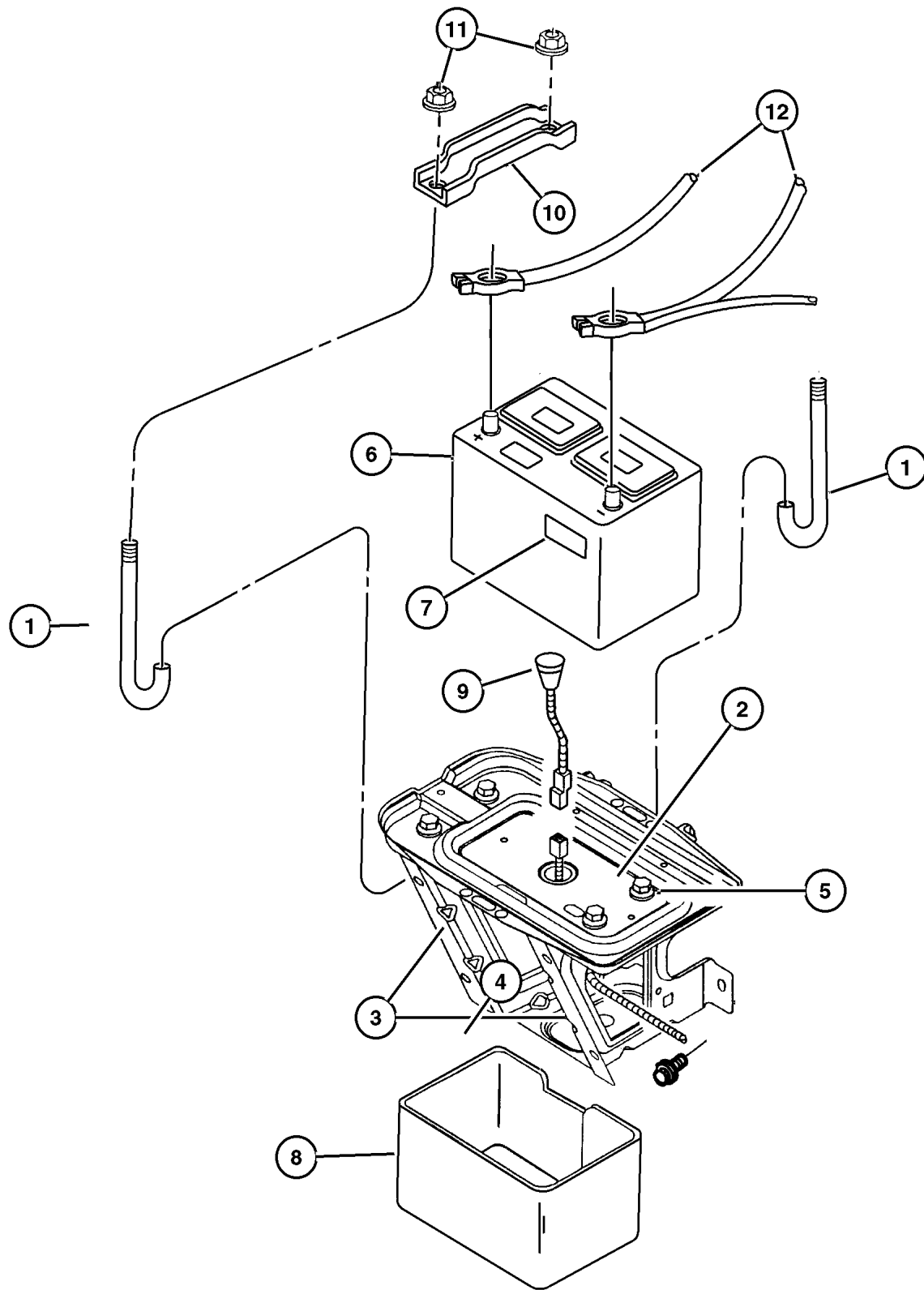
JEEP WRANGLER (TJ)		BODY	ENGINE	TRANSMISSION
SERIES	LINE	77 = 93.4 WB	EPE, EP0 = 2.5L Power Tech ERH, ER0 = 4.0L Power Tech	DGG, DGD = 32RH 3 Spd. Auto. DDQ = 5 Spd. Manual DDD = 5 Speed HD Manual DG0 = Auto. Trans. DBB = Manual Trans.
H = Sport L = SE P = Sahara	J = Wrangler 4WD U = Wrangler 4WD (RHD)			

AR = Use as required - = Non illustrated part # = New this model year

May 2, 2002

Battery Tray & Cables Figure 008-1005

ITEM	PART NUMBER	QTY	LINE	SERIES	BODY	ENGINE	TRANS	DESCRIPTION
EP0=2.5L Engine manual, 12 Disc Magazine.								
ER0=4.0L Engine manual, 12 Disc Magazine.								
1	5502 6434	2						ROD, Battery
2	5517 4728	1						TRAY, Battery
3								REINFORCEMENT, Battery Tray
	#55174 782AC	1						Right
	#55174 783AC	1						Left
4	6100 583	4						BOLT AND CONED WASHER, Hex Head, M8x25x20
5	0180 077	1						BOLT, Hex Head, 5/16x18x3/4
6								BATTERY, See MOPAR Battery Catalog, (NOT SERVICED)
7	4793 062	1				EP0,		LABEL, Battery
						ER0		
8	56027 073AB	1				EP0,		COVER, Battery
						ER0		
9	5602 7332	1						SENSOR, Battery Temperature
10	5501 4361	1						BRACKET, Battery Hold Down
11	6025 007	2						NUT AND WASHER, Hex, .312-18
12								WIRING, Battery
	#56041 445AE	1	J			EP0		
	#56041 446AE	1	J			ER0		
	#56041 447AE	1	U			EP0		
	#56041 448AE	1	U			ER0		
-13	55176 426AB	1						PROTECTOR, Wiring
-14	4641 780	1						STRAP, Tie



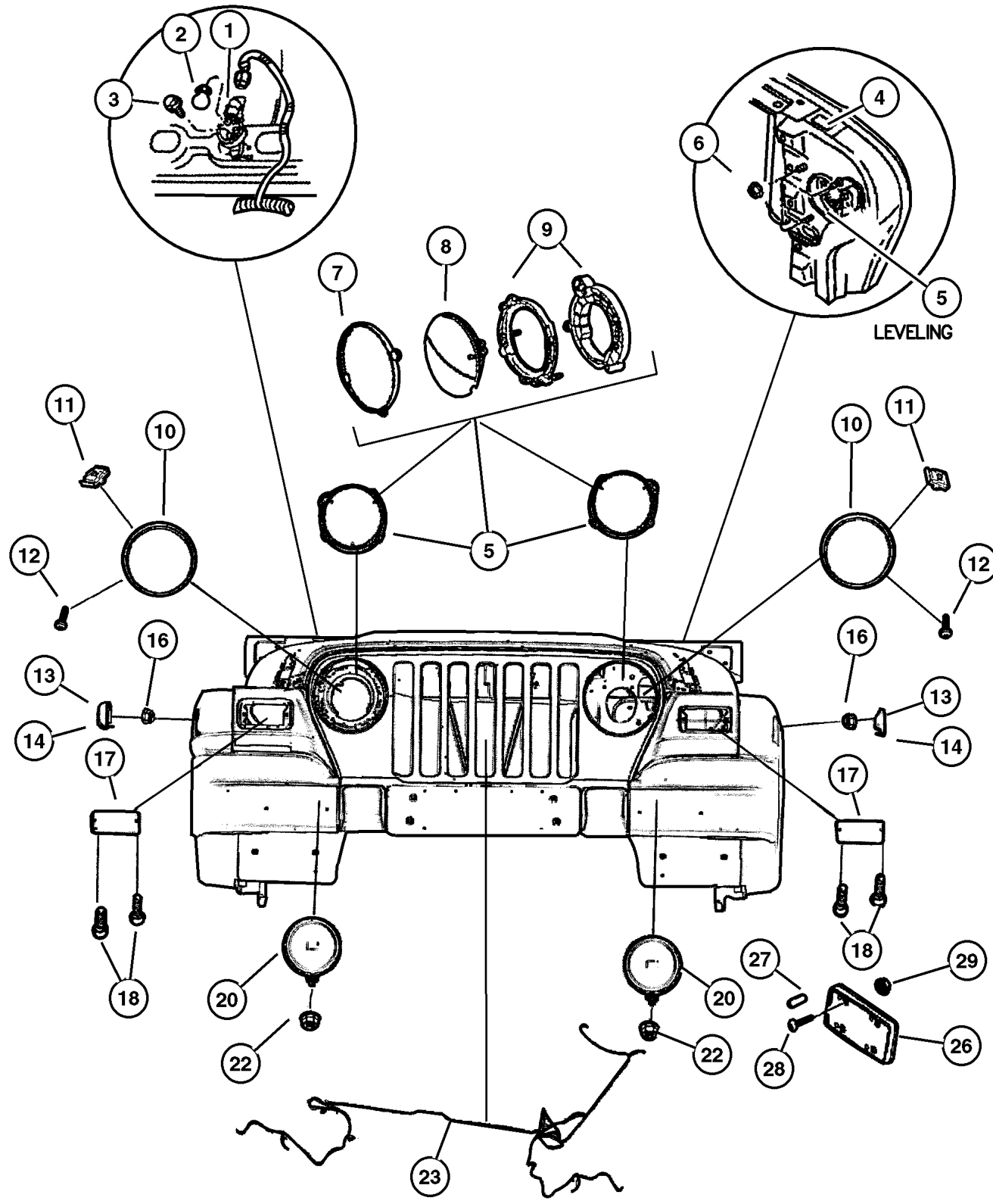
JEEP WRANGLER (TJ)

SERIES	LINE	BODY	ENGINE	TRANSMISSION
H = Sport	J = Wrangler 4WD	77 = 93.4 WB	EPE, EP0 = 2.5L Power Tech	DGG, DGD = 32RH 3 Spd. Auto.
L = SE	U = Wrangler 4WD (RHD)		ERH, ER0 = 4.0L Power Tech	DDQ = 5 Spd. Manual
P = Sahara				DDD = 5 Speed HD Manual
				DG0 = Auto. Trans.
				DBB = Manual Trans.

AR = Use as required - = Non illustrated part # = New this model year

May 2, 2002

Lamps Front
Figure 008-1105



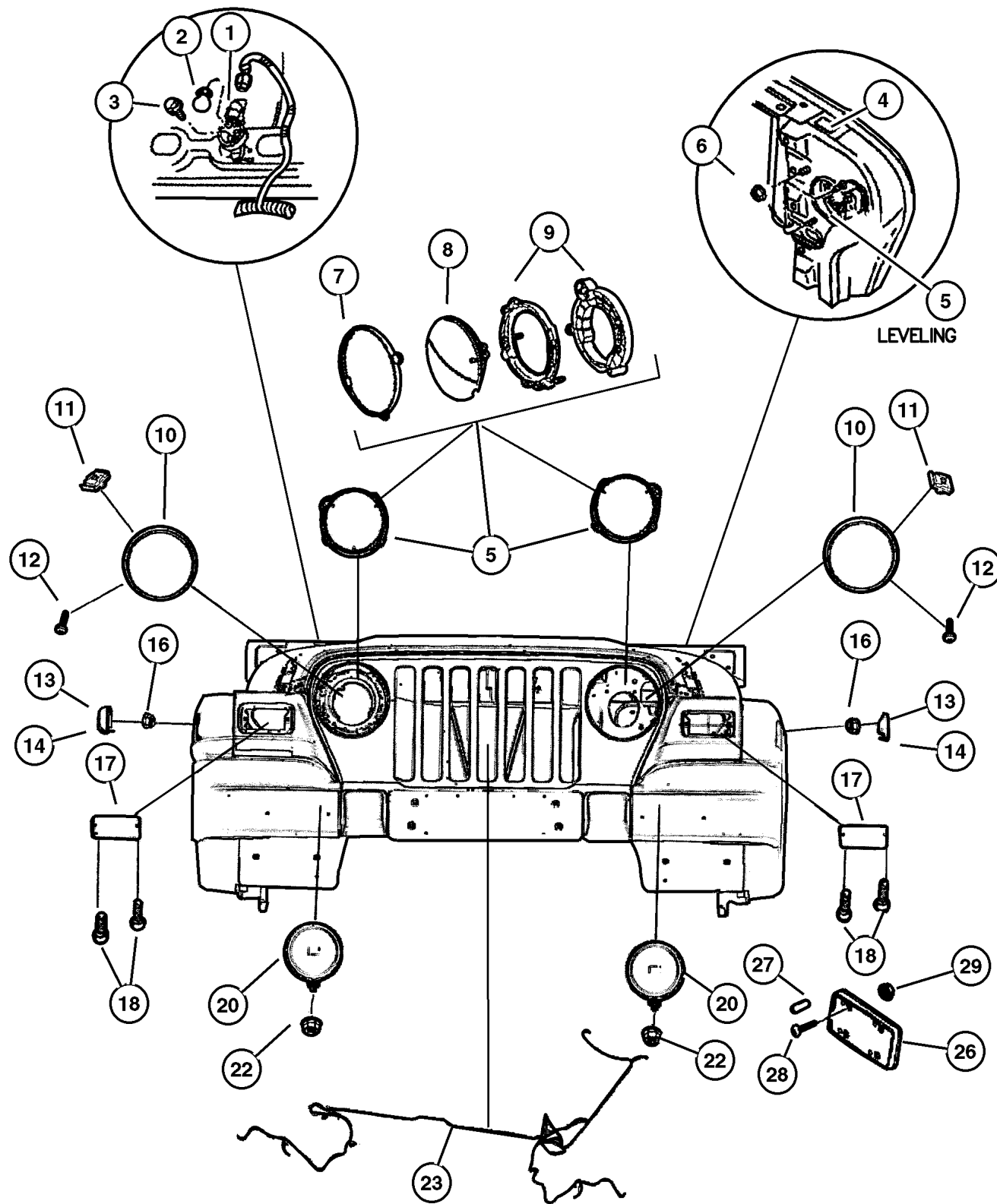
ITEM	PART NUMBER	QTY	LINE	SERIES	BODY	ENGINE	TRANS	DESCRIPTION
1	5602 1441	1						LAMP, Underhood
2	L000 0561	1						BULB, 561, Underhood Lamp
3								SCREW, 0.190-16x.625 , (NOT SERVICED)
4	5263 188	1						LABEL, Headlamp Leveling, H/Lamp Leveling System (AUSTRALIA, SOUTH AFRICA, SOUTH KOREA, UNITED KINGDOM, UNITED KINGDOM MARKET PACKAGE)
5								HEADLAMP
	55055 036AD	1	J					Without Leveling (Europe), Right
	55055 037AD	1	J					Without Leveling (Europe), Left
	55055 038AD	1	U					Without Leveling (Europe), Right
	55055 039AD	1	U					Without Leveling (Europe), Left
	55055 040AD	1	J					With Leveling (Europe), Right
	55055 041AD	1	J					With Leveling (Europe), Left
	55055 250AD	1	U					With Leveling (Europe), Right
	55055 251AD	1	U					With Leveling (Europe), Left
	4874 379	1	J					Europe (Qty. 02)
	4874 380	1	U					Europe (Qty. 02)
	55055 032AD	1	J					7' Round, Right
	55055 033AD	1	J					7' Round, Left
6	6101 443	6						NUT AND WASHER, Hex, M5x.80
7								RETAINER, Headlamp Bulb
	4874 378	1	J					
		1	U					
8	0154 905AA	1	J					BULB, H6024BL, (For Use w/7' Round Headlamp)
9								SEAT, Headlamp, Serviced in Item 5
								Headlamp, (NOT SERVICED)
10								BEZEL, Headlamp
	5505 5046	1						Chrome, Right
	5505 5047	1						Chrome, Left
11	J400 0141	4						NUT, Square, .286x.355, Right or Left
12	6035 977AA	4						SCREW, Tapping, .164-18x.625
13								LAMP, Side Marker
	55155 628AB	1	J					Right
	55155 629AB	1	J					Left
14								LAMP, Side Repeater
	55155 460AB	1						Right
	55155 461AB	1						Left
-15	0153 624	2						BULB, W3W, Side Repeater or Side Marker

JEEP WRANGLER (TJ)

SERIES	LINE	BODY	ENGINE	TRANSMISSION
H = Sport	J = Wrangler 4WD	77 = 93.4 WB	EPE, EP0 = 2.5L Power Tech	DGG, DGD = 32RH 3 Spd. Auto.
L = SE	U = Wrangler 4WD (RHD)		ERH, ER0 = 4.0L Power Tech	DDQ = 5 Spd. Manual
P = Sahara				DDD = 5 Speed HD Manual
				DG0 = Auto. Trans.
				DBB = Manual Trans.

AR = Use as required - = Non illustrated part # = New this model year

Lamps Front
Figure 008-1105



ITEM	PART NUMBER	QTY	LINE	SERIES	BODY	ENGINE	TRANS	DESCRIPTION
16								NUT, (NOT SERVICED)
17								LAMP, Park and Turn Signal
	#55156 489AB	1						Left
	#55156 488AB	1						Right
18	6035 977AA	4						SCREW, Tapping, .164-18x.625
-19	L000 3157	1						BULB, 3157
20								LAMP, Fog
	55055 095AF	2	J					Europe (Rear) Red
	5505 5273	1						
-21	L00H 355W	2	J					BULB, Fog Lamp, H-3 55 WATT
22	6101 445	2	J					NUT AND WASHER, Hex Nut-Coned Washer, M8 x 1.25
23								WIRING, Headlamp
	#56009 921AD	1	J			EP0, ER0		With Fog Lamps
	#56010 278AF	1	J			EP0, ER0		
	#56010 280AF	1				EP0, ER0		Export
-24	4864 773	2	J					RETAINER, Fog Lamp Bulb
-25	4874 382	1	J					ACTUATOR, Headlamp
26	55155 764AB	1						BRACKET, License Plate, Export
27	6030 441	2	J					PIN, Retainer
28								SCREW, M6X1.00X16.00, (NOT SERVICED)
29								NUT, M6x1.00, (NOT SERVICED)

JEEP WRANGLER (TJ)

SERIES
H = Sport
L = SE
P = Sahara

LINE
J = Wrangler 4WD
U = Wrangler 4WD (RHD)

BODY
77 = 93.4 WB

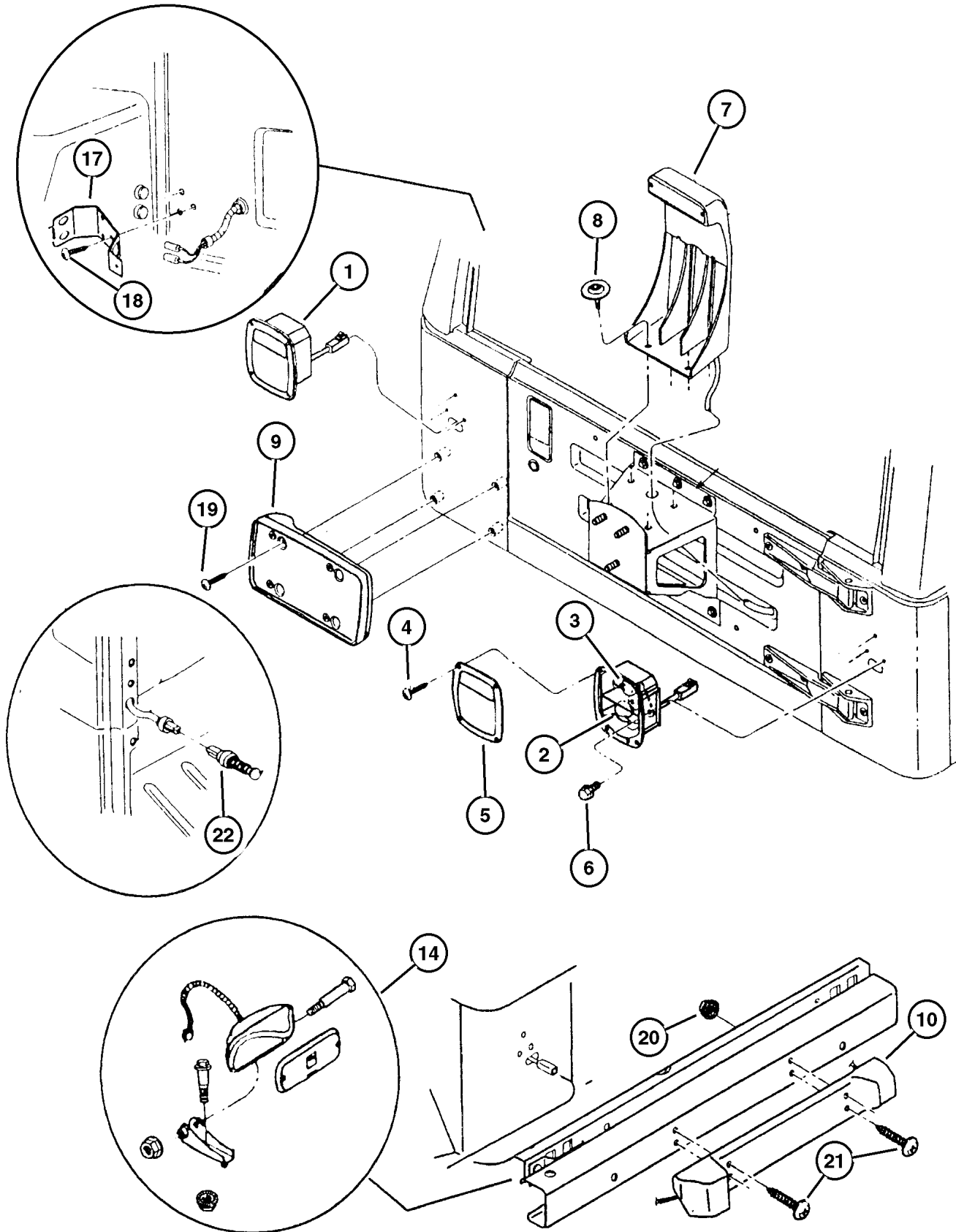
ENGINE
EPE, EP0 = 2.5L Power Tech
ERH, ER0 = 4.0L Power Tech

TRANSMISSION
DGG, DGD = 32RH 3 Spd. Auto.
DDQ = 5 Spd. Manual
DDD = 5 Speed HD Manual
DG0 = Auto. Trans.
DBB = Manual Trans.

AR = Use as required - = Non illustrated part # = New this model year

May 2, 2002

Lamps--Rear
Figure 008-1110



ITEM	PART NUMBER	QTY	LINE	SERIES	BODY	ENGINE	TRANS	DESCRIPTION
1								LAMP, Tail Stop Turn
	55155 624AC	2						Europe
	56018 648AC	1	J					Right
	56018 649AC	1	J					Left
2	L000 2057	1	J					BULB, 2057
3	L000 1156	1	J					BULB, 1156
4								SCREW, .164-18x.625, (NOT SERVICED)
5								LENS, Taillamp
	4856 459	2						Europe
	5600 6514	1	J					
6								SCREW/WASHER, (NOT SERVICED)
7	55055 280AB	1						LAMP, High Mounted Stop
8								SCREW AND WASHER, Hex Head, .312-18x1.00, (NOT SERVICED)
9	5517 4994	1	J	H, L, P				BRACKET, License Plate
10	55175 106AB	1						BRACKET, LICENSE Mounting, Europe)
-11	5505 5278	2						LAMP, License
-12	0153 625	2						BULB, W10/5
-13	5515 5619	2						LENS, Ash Receiver Lamp
14	55055 095AF	2	J					LAMP, Fog
-15	0153 622	1						BULB, P-25-1
-16	4864 772	1						LENS, Fog Lamp
17	5600 9056	1						CLAMP, Contact Button, CHMSL Contact Button
18	0154 631	3						SCREW, Pan Head, .190-16x.5
19								SCREW, M6x1x20, (NOT SERVICED)
20								NUT, M6x1.00, (NOT SERVICED)
21								SCREW, M6X1.00X16.00, (NOT SERVICED)
22	4687 558	2						SWITCH, Door Ajar

JEEP WRANGLER (TJ)

SERIES
H = Sport
L = SE
P = Sahara

LINE
J = Wrangler 4WD
U = Wrangler 4WD (RHD)

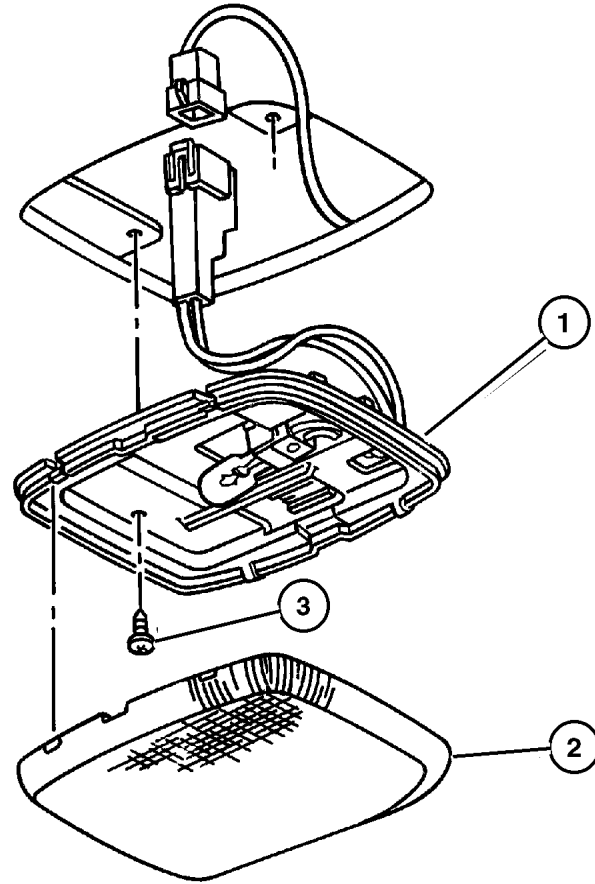
BODY
77 = 93.4 WB

ENGINE
EPE, EP0 = 2.5L Power Tech
ERH, ER0 = 4.0L Power Tech

TRANSMISSION
DGG, DGD = 32RH 3 Spd. Auto.
DDQ = 5 Spd. Manual
DDD = 5 Speed HD Manual
DG0 = Auto. Trans.
DBB = Manual Trans.

Lamps--Cargo-Dome-Courtesy
Figure 008-1115

ITEM	PART NUMBER	QTY	LINE	SERIES	BODY	ENGINE	TRANS	DESCRIPTION
1	5600 7264	1						BEZEL, Dome Lamp
2	5600 7265	1						LENS, Dome Lamp
3								SCREW, (NOT SERVICED)
-4	J095 9978	1						LENS, Dome Lamp
-5	56042 559AA	1						LAMP, Courtesy, Lower Left I/Panel (Housing, Lens & Bulb Included)
-6	J095 9999	1						HOUSING, Dome and Reading Lamp



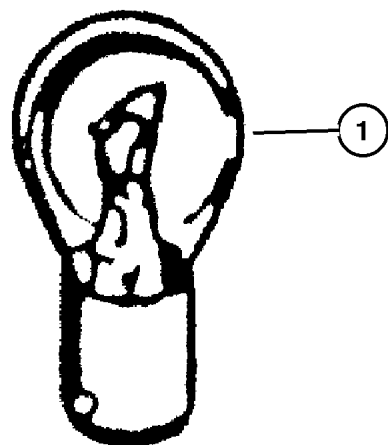
JEEP WRANGLER (TJ)				TRANSMISSION
SERIES	LINE	BODY	ENGINE	
H = Sport	J = Wrangler 4WD	77 = 93.4 WB	EPE, EP0 = 2.5L Power Tech	DGG, DGD = 32RH 3 Spd. Auto.
L = SE	U = Wrangler 4WD (RHD)		ERH, ER0 = 4.0L Power Tech	DDQ = 5 Spd. Manual
P = Sahara				DDD = 5 Speed HD Manual
				DG0 = Auto. Trans.
				DBB = Manual Trans.

AR = Use as required - = Non illustrated part # = New this model year

May 2, 2002

Bulbs & Sockets
Figure 008-1120

ITEM	PART NUMBER	QTY	LINE	SERIES	BODY	ENGINE	TRANS	DESCRIPTION
1								BULB, 8/4
	0153 620	1	J					Front Fender Side Repeater
		1	U					Front Fender Side Repeater
-2								BULB, Headlamp
	0153 621	1	J					Halogen (ECE)
		1	U					Halogen (ECE)
-3	L000 921E	1						BULB, 921, High Mounted Stop Lamp
-4	L000 3157	2						BULB, 3157, Front Park & Turn Signal Lamp
-5	L000 0658	1					DG0	BULB, 658, PRNDL Cover
-6	4874 349	5						BULB AND SOCKET, I/Panel Cluster
-7	5013 829AA	1						BULB, Heater and A/C Control



JEEP WRANGLER (TJ)

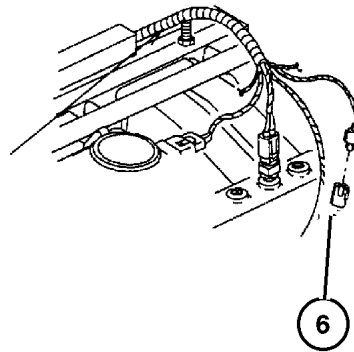
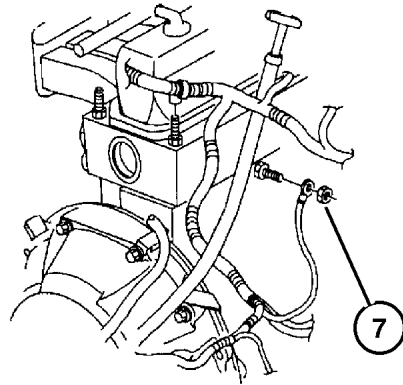
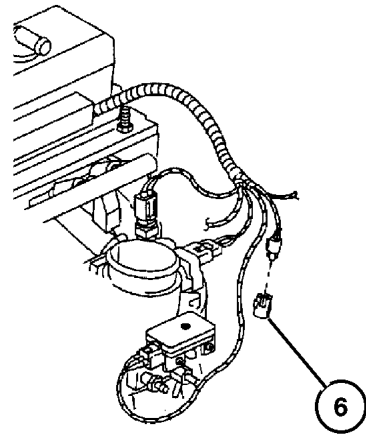

SERIES	LINE	BODY	ENGINE	TRANSMISSION
H = Sport	J = Wrangler 4WD	77 = 93.4 WB	EPE, EP0 = 2.5L Power Tech	DGG, DGD = 32RH 3 Spd. Auto.
L = SE	U = Wrangler 4WD (RHD)		ERH, ER0 = 4.0L Power Tech	DDQ = 5 Spd. Manual
P = Sahara				DDD = 5 Speed HD Manual
				DG0 = Auto. Trans.
				DBB = Manual Trans.

AR = Use as required - = Non illustrated part # = New this model year

May 2, 2002

Wiring--Engine & Related Parts
Figure 008-1205

ITEM	PART NUMBER	QTY	LINE	SERIES	BODY	ENGINE	TRANS	DESCRIPTION
EP0=2.5L Engine manual, 12 Disc Magazine.								
ER0=4.0L Engine manual, 12 Disc Magazine.								
DG0=Automatic Transmission manual, 12 Disc Magazine.								
DBB= Manual Transmission manual, 12 Disc Magazine.								
DDD=Manual Transmission 5 Speed (Heavy Duty) manual, 12 Disc Magazine.								
1								WIRING, Engine, Transmission Wiring Included w/ABS
	#56041 441AE	1	U			EP0		
	#56041 444AE	1	J			EP0		
	#56041 827AA	1	U			ER0		w/Leaded Fuel or European III Emissions
	#56041 828AA	1	J			ER0		ABS w/Leaded Fuel or European III Emissions
	#56041 829AA	1	J			ER0		w/o ABS w/Leaded Fuel or European II or III Emissions
		1	J			ER0		w/o ABS w/Leaded Fuel or European III Emissions
	#56041 843AA	1	J			ER0		w/ABS w/U.S. 50 State Emission
	#56041 844AA	1	J			ER0		w/o ABS w/U.S. 50 State Emission
2	5300 8550	1				ER0		CLIP
-3	5601 8581	1				ER0	DBB	STRAP, Tie, Wiring & Clip
-4								WIRING, Transmission Jumper
	56010 212AB	1					DG0	
	56010 211AD	1					DDD	
		1					DBB	
-5	5600 9433	2						CAP, Screw Cover
6	#56044 085AA	1						PLUG, Oxygen Sensor
7								NUT AND WASHER, .312-18, (NOT SERVICED)



JEEP WRANGLER (TJ)

SERIES
H = Sport
L = SE
P = Sahara

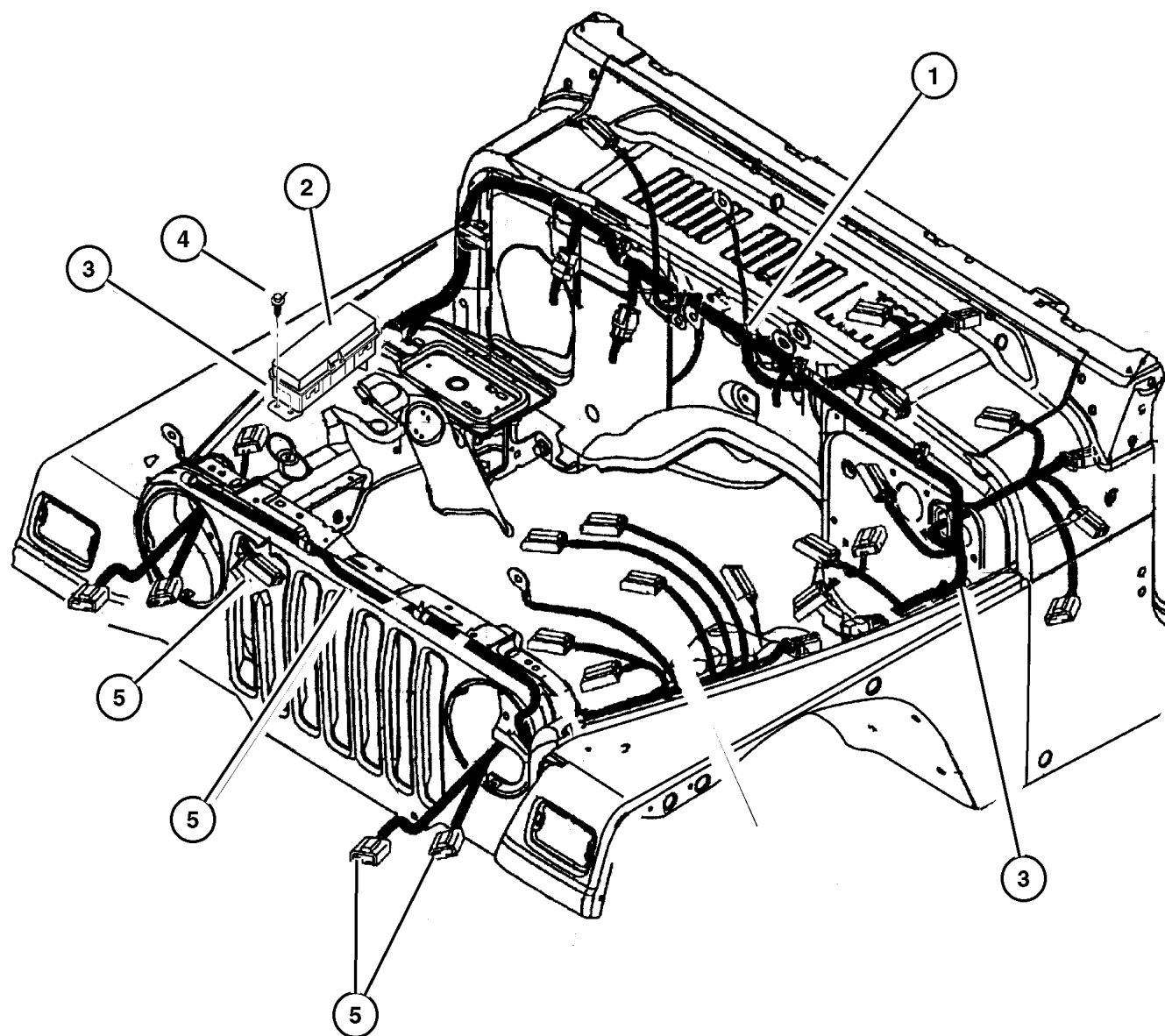
LINE
J = Wrangler 4WD
U = Wrangler 4WD (RHD)

BODY
77 = 93.4 WB

ENGINE
EPE, EP0 = 2.5L Power Tech
ERH, ER0 = 4.0L Power Tech

TRANSMISSION
DGG, DGD = 32RH 3 Spd. Auto.
DDQ = 5 Spd. Manual
DDD = 5 Speed HD Manual
DG0 = Auto. Trans.
DBB = Manual Trans.

Wiring--Headlamp / Dash Panel
Figure 008-1305



ITEM	PART NUMBER	QTY	LINE	SERIES	BODY	ENGINE	TRANS	DESCRIPTION
EP0=2.5L Engine manual, 12 Disc Magazine. ER0=4.0L Engine manual, 12 Disc Magazine.								
1								WIRING, Dash Panel
	#56009 635AL	1	U			EP0, ER0		
	#56009 980AJ	1	J			EP0, ER0		Without ABS (Canada)
	#56009 981AJ	1	J			ER0		With ABS (Canada)
	#56010 282AJ	1	J			ER0		With ABS
	#56010 285AJ	1	J			EP0, ER0		Without ABS & without Automatic Speed Control (with U.S. 50 State, Leaded Fuel & European III Emissions)
	#56010 350AH	1	J			EP0, ER0		Without ABS & with Automatic Speed Control (with U.S. 50 State, Leaded Fuel & European III Emissions)
2								COVER, Power Distribution Center
	56047 000AA	1						Bottom
	#5072 293AA	1						Top
3	56010 210AA	1						BRACKET, Power Distribution Center
4								SCREW, M6.3x1.81x20, Tapping (M6.3x1.81x20.00) Not Serv., (NOT SERVICED)
5								WIRING, Headlamp with Foglamp
	#56009 921AC	1	J			EP0, ER0		
	#56010 278AE	1	J			EP0, ER0		without Foglamp
	#56010 280AE	1				EP0, ER0		Europe
-6								BRACKET, Wiring Harness
	56009 901AA	1	U					Battery & Engine
	56019 684AB	1	U					Side Cowl
	56019 685AB	1	J					Side Cowl

JEEP WRANGLER (TJ)

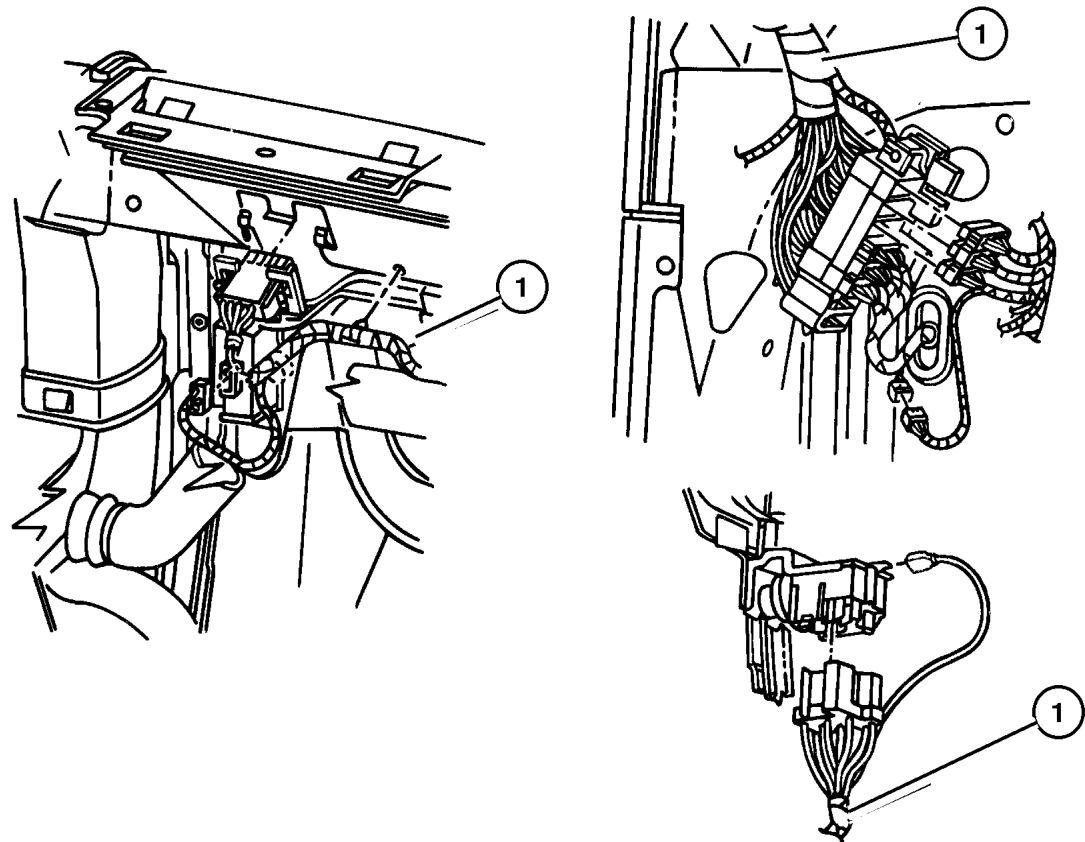
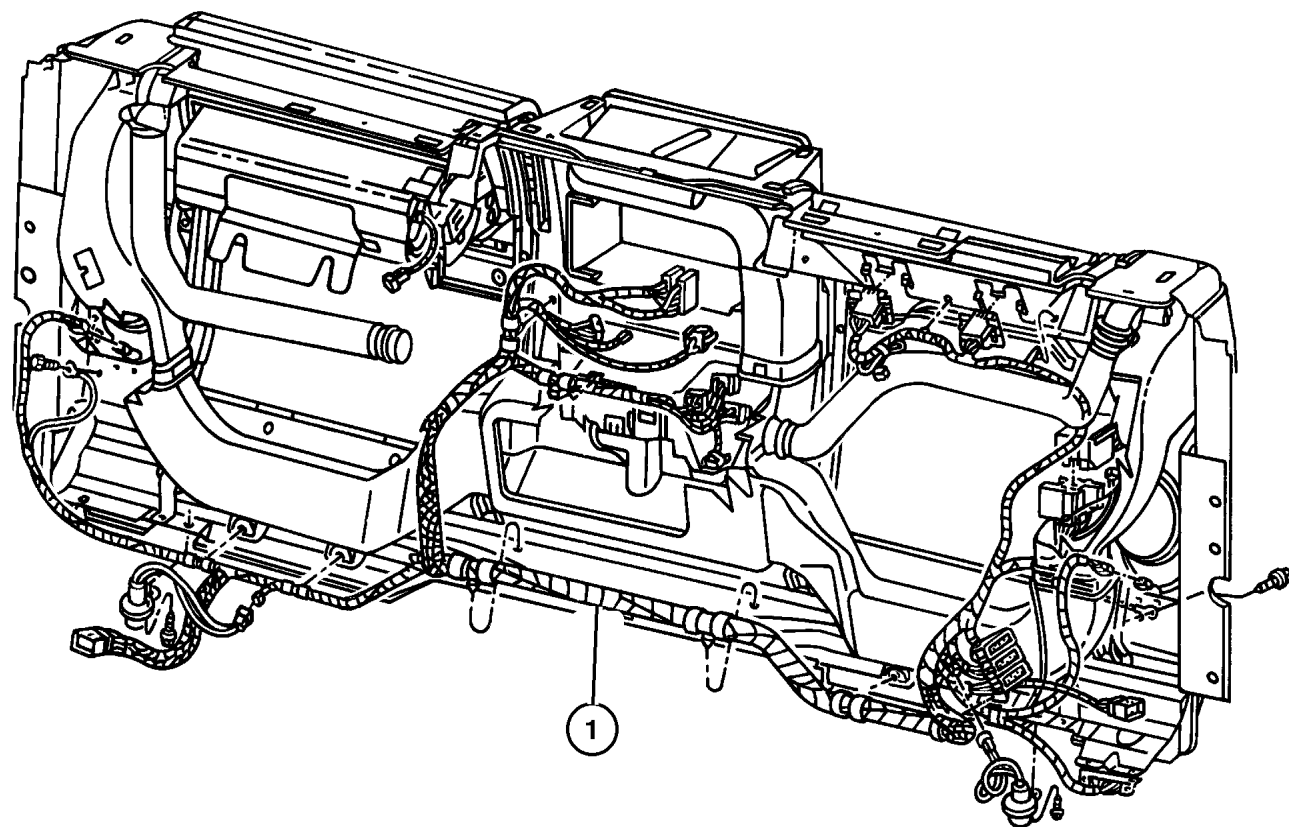
SERIES	LINE	BODY	ENGINE	TRANSMISSION
H = Sport	J = Wrangler 4WD	77 = 93.4 WB	EPE, EP0 = 2.5L Power Tech	DGG, DGD = 32RH 3 Spd. Auto.
L = SE	U = Wrangler 4WD (RHD)		ERH, ER0 = 4.0L Power Tech	DDQ = 5 Spd. Manual
P = Sahara				DDD = 5 Speed HD Manual
				DG0 = Auto. Trans.
				DBB = Manual Trans.

AR = Use as required - = Non illustrated part # = New this model year

May 2, 2002

Wiring Instrument Panel & Fuses Figure 008-1405

ITEM	PART NUMBER	QTY	LINE	SERIES	BODY	ENGINE	TRANS	DESCRIPTION
DG0=Automatic Transmission manual, 12 Disc Magazine.								
1								WIRING, Instrument Panel
	#56010 104AJ	1	J					Soft Top
	#56010 108AJ	1	J					Hard Top
	#56010 131AJ	1	J					Europe
	#56010 205AJ	1	U					Europe
-2	#56009 391AH	1						LABEL, Fuse Block
-3	6102 077AA	1						FUSE CARTRIDGE, 40 Amp
-4	00AT M10	1						FUSE, Mini, 10 AMP, Red
-5	00AT M20	1						FUSE, Mini, 20 AMP, Yellow
-6	6102 077AA	1						FUSE CARTRIDGE, 40 Amp
-7	#4607 084AB	1						FLASHER



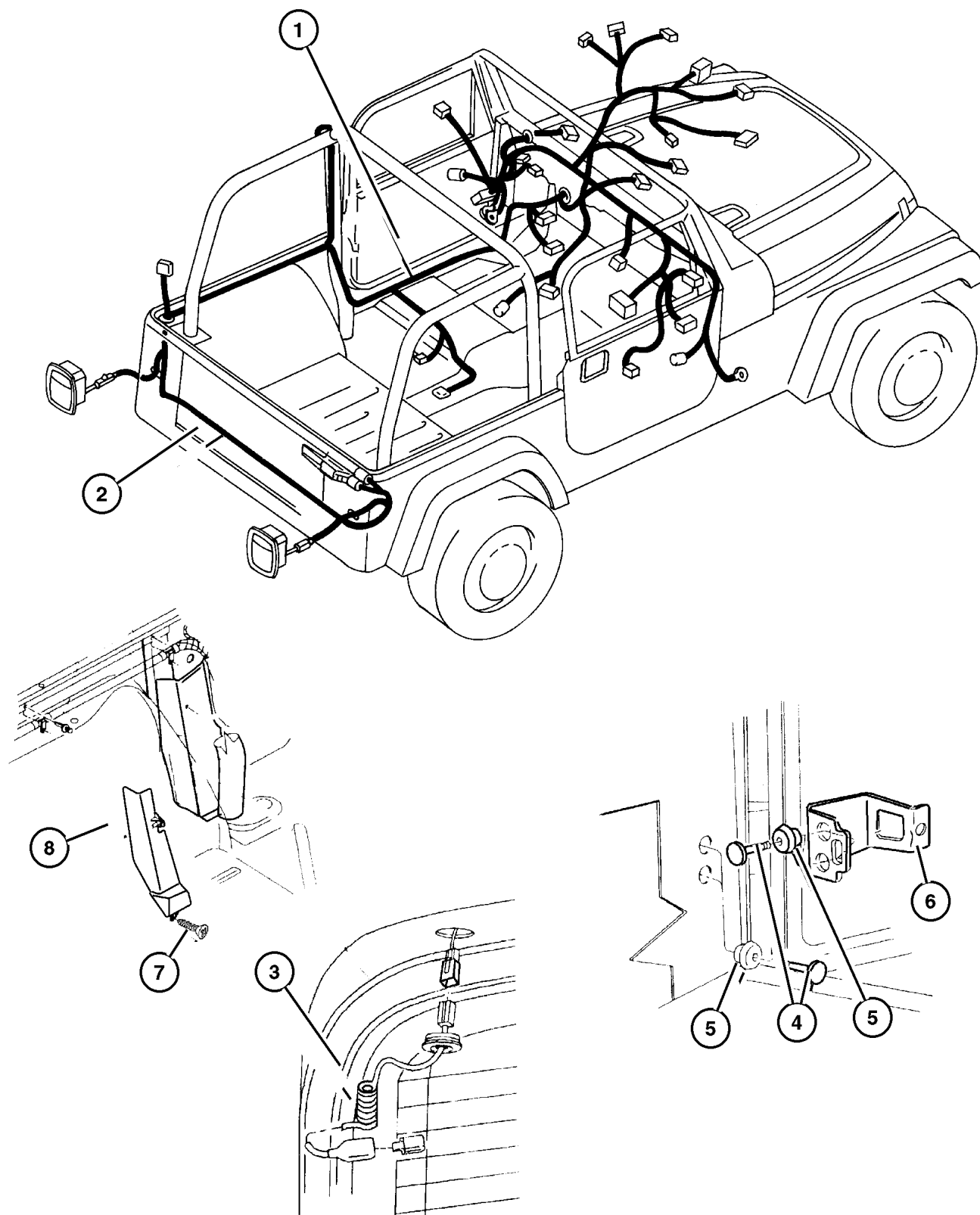
JEEP WRANGLER (TJ)				
SERIES	LINE	BODY	ENGINE	TRANSMISSION
H = Sport	J = Wrangler 4WD	77 = 93.4 WB	EPE, EP0 = 2.5L Power Tech	DGG, DGD = 32RH 3 Spd. Auto.
L = SE	U = Wrangler 4WD (RHD)		ERH, ER0 = 4.0L Power Tech	DDQ = 5 Spd. Manual
P = Sahara				DDD = 5 Speed HD Manual
				DG0 = Auto. Trans.
				DBB = Manual Trans.

AR = Use as required - = Non illustrated part # = New this model year

May 2, 2002

Wiring--Body & Accessory
Figure 008-1505

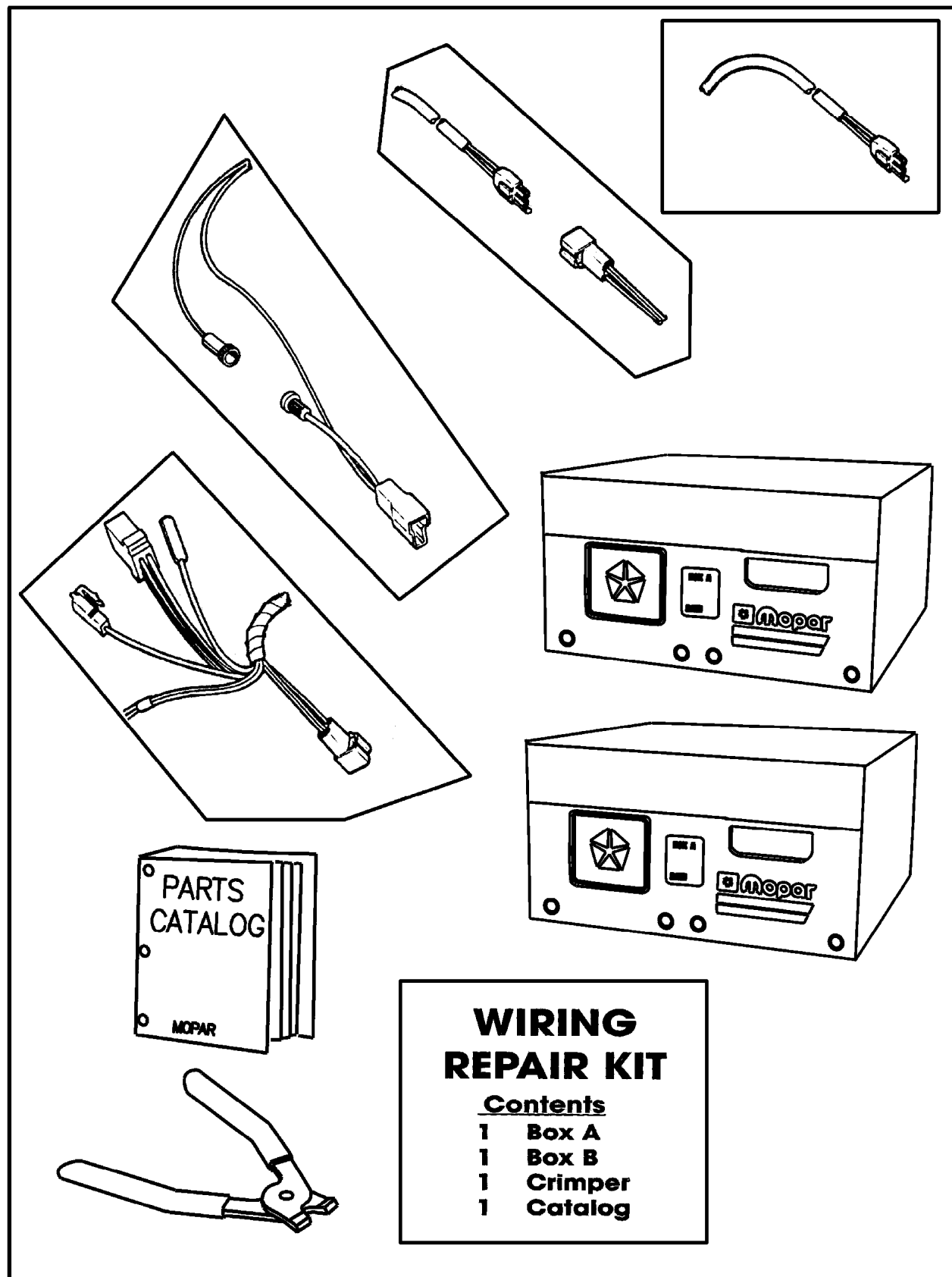
ITEM	PART NUMBER	QTY	LINE	SERIES	BODY	ENGINE	TRANS	DESCRIPTION
EP0=2.5L Engine manual, 12 Disc Magazine.								
ER0=4.0L Engine manual, 12 Disc Magazine.								
1								WIRING, Crossbody
	#56009 509AL	1	J					w/o 5 Speaker Audio System
	#56009 878AL	1	U					w/o 5 Speaker Audio System
	#56047 003AC	1	J					w/5 Speaker Audio System
	#56047 004AC	1	U					w/5 Speaker Audio System
2								WIRING, Rear Body
	#56009 876AE	1	U					Hard Top (Europe)
	#56009 877AE	1	U					Soft Top (Europe)
	#56010 160AD	1	J					Hard Top (Europe)
	#56010 161AD	1	J					Soft Top (Europe)
	56010 162AD	1						Hard Top
	56010 164AD	1	J					Soft Top
3	56009 120AC	2						WIRING, Electric Back Light
4	4362 012	4						TERMINAL, CHMSL Contact Button
5	6031 562	2						GROMMET, Sliding Door
6	56009 901AA	1	U					BRACKET, Wiring Harness, Battery & Engine
7	0154 552	2						SCREW, Hex Head, .190-16x.625
8	55217 194AB	1						COVER, Wiring Protector
-9	55352 706AA	1		H, L				COVER, Wiring Protector
-10	5600 9085	1						WIRING, Rear Bumper
-11	56009 377AB	1						WIRING, Hardtop
-12								WIRING, Air Conditioning Module
	4874 085	1	U					
		1	J					
-13	56009 924AB	1	J			EP0, ER0		WIRING, Leak Detection Pump Jumper
-14	56009 896AA	1						WIRING, Soundbar Adapter
-15	56009 939AA	1						WIRING, Jumper
-16	56009 333AB	3						CLIP, Wire Attaching (Clip)
-17	56009 338AB	3						RIVET



JEEP WRANGLER (TJ)

SERIES	LINE	BODY	ENGINE	TRANSMISSION
H = Sport	J = Wrangler 4WD	77 = 93.4 WB	EPE, EP0 = 2.5L Power Tech	DGG, DGD = 32RH 3 Spd. Auto.
L = SE	U = Wrangler 4WD (RHD)		ERH, ER0 = 4.0L Power Tech	DDQ = 5 Spd. Manual
P = Sahara				DDD = 5 Speed HD Manual
				DG0 = Auto. Trans.
				DBB = Manual Trans.

Wiring Repair Packages
Figure 008-1605



ITEM	PART NUMBER	QTY	LINE	SERIES	BODY	ENGINE	TRANS	DESCRIPTION
------	-------------	-----	------	--------	------	--------	-------	-------------

1	5013 930AB	1						WIRING PACKAGE, Underhood Connector Repair
---	------------	---	--	--	--	--	--	---

1

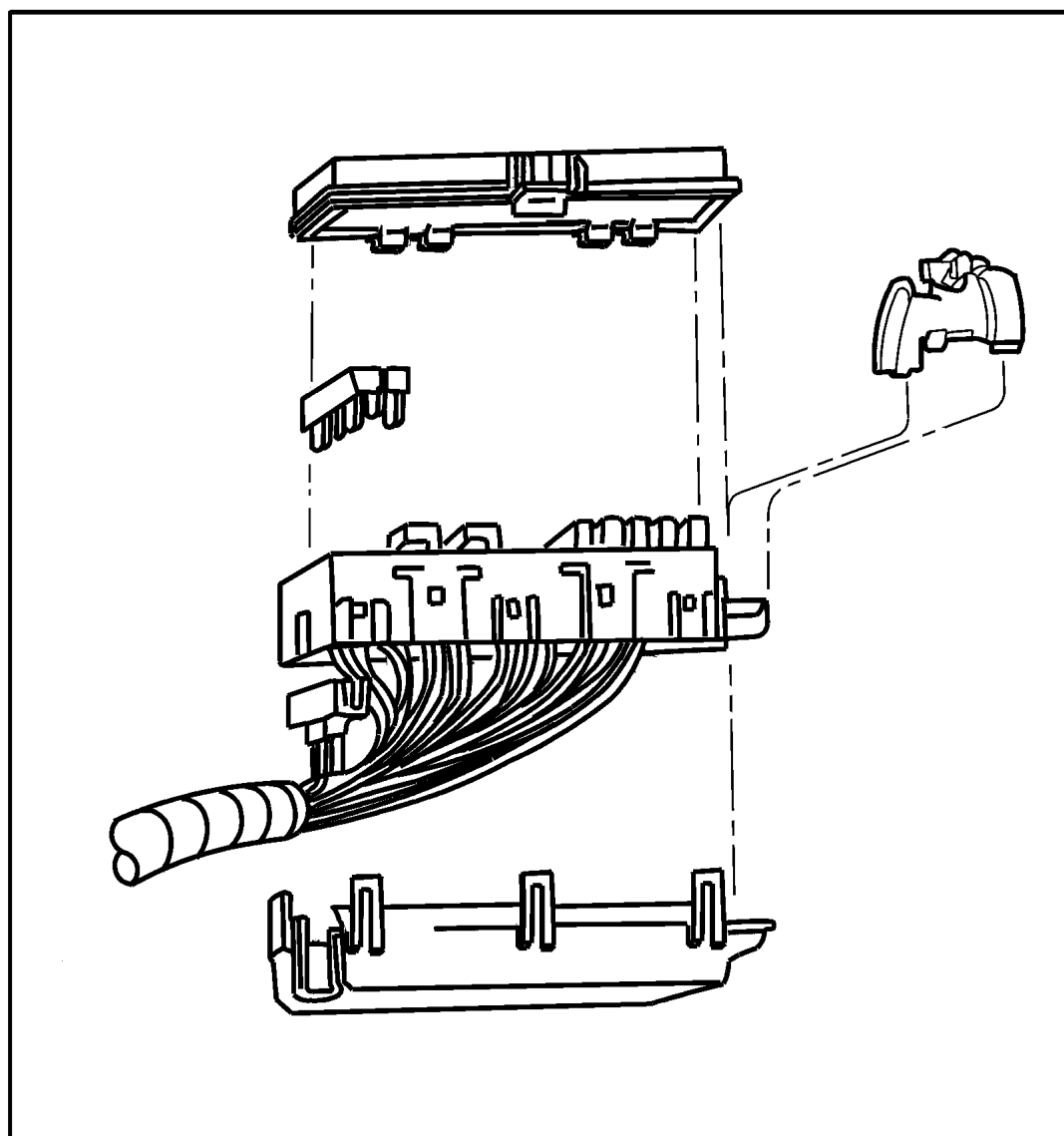
JEEP WRANGLER (TJ)			
SERIES	LINE	BODY	ENGINE
H = Sport	J = Wrangler 4WD	77 = 93.4 WB	EPE, EP0 = 2.5L Power Tech
L = SE	U = Wrangler 4WD (RHD)		ERH, ER0 = 4.0L Power Tech
P = Sahara			
			TRANSMISSION
			DGG, DGD = 32RH 3 Spd. Auto.
			DDQ = 5 Spd. Manual
			DDD = 5 Speed HD Manual
			DG0 = Auto. Trans.
			DBB = Manual Trans.

AR = Use as required - = Non illustrated part # = New this model year

May 2, 2002

**Power Distribution Center Repair
Figure 008-1610**

ITEM	PART NUMBER	QTY	LINE	SERIES	BODY	ENGINE	TRANS	DESCRIPTION
1	5014 460AB	1						REPAIR KIT, Power Distribution Center



1

JEEP WRANGLER (TJ)			
SERIES	LINE	BODY	ENGINE
H = Sport	J = Wrangler 4WD	77 = 93.4 WB	EPE, EP0 = 2.5L Power Tech
L = SE	U = Wrangler 4WD (RHD)		ERH, ER0 = 4.0L Power Tech
P = Sahara			

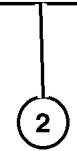
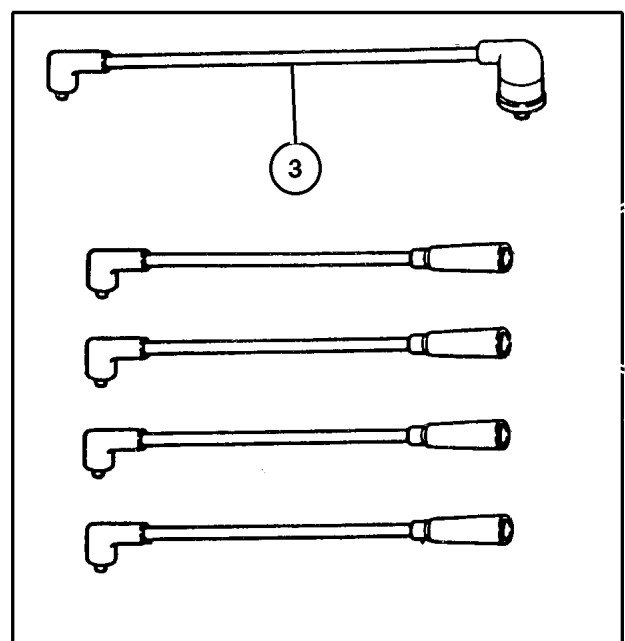
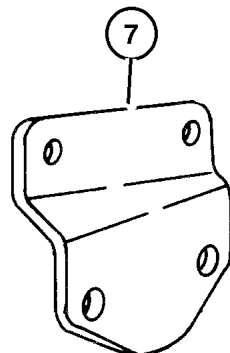
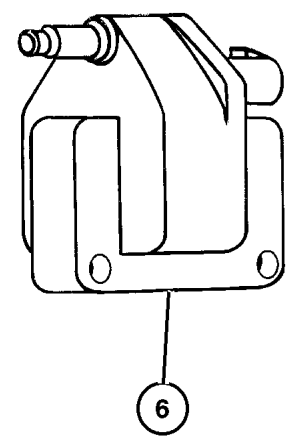
TRANSMISSION
DGG, DGD = 32RH 3 Spd. Auto.
DDQ = 5 Spd. Manual
DDD = 5 Speed HD Manual
DG0 = Auto. Trans.
DBB = Manual Trans.

AR = Use as required - = Non illustrated part # = New this model year

May 2, 2002

Spark Plugs--Cables--Coil Figure 008-1905

ITEM	PART NUMBER	QTY	LINE	SERIES	BODY	ENGINE	TRANS	DESCRIPTION
EP0=2.5L Engine manual, 12 Disc Magazine.								
ER0=4.0L Engine manual, 12 Disc Magazine.								
-1	5017 058AA	1				EP0		CABLE, Ignition, w/Seperator
2	56041 852AA	1				EP0		CABLE, Ignition #3
	56041 853AA	1				EP0		#4
	56041 854AA	1				EP0		#2
	56041 855AA	1				EP0		#1
3	56041 851AA	1				EP0		CABLE, Ignition Coil
4	SP0RC 12ECC	4				EP0		SPARK PLUG
		6				ER0		
5	5300 6579	1				EP0		SEPERATOR, Ignition Cable
6	5602 8172	1				EP0		COIL, Ignition
	56041 476AA	1				ER0		
7	5300 8702	1				EP0		BRACKET, Ignition Coil
-8	6102 146AA	4				ER0		SCREW AND WASHER, Ignition Coil Mounting



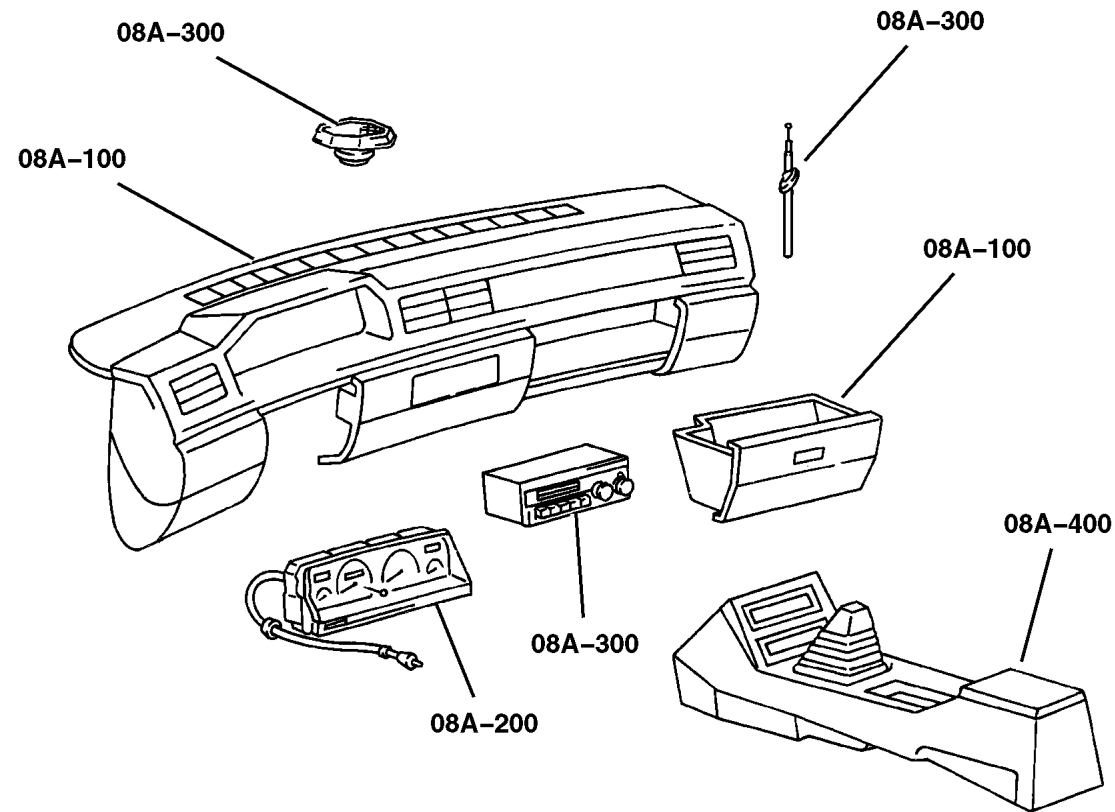
JEEP WRANGLER (TJ)				
SERIES	LINE	BODY	ENGINE	TRANSMISSION
H = Sport	J = Wrangler 4WD	77 = 93.4 WB	EPE, EP0 = 2.5L Power Tech	DGG, DGD = 32RH 3 Spd. Auto.
L = SE	U = Wrangler 4WD (RHD)		ERH, ER0 = 4.0L Power Tech	DDQ = 5 Spd. Manual
P = Sahara				DDD = 5 Speed HD Manual
				DG0 = Auto. Trans.
				DBB = Manual Trans.

AR = Use as required - = Non illustrated part # = New this model year

May 2, 2002

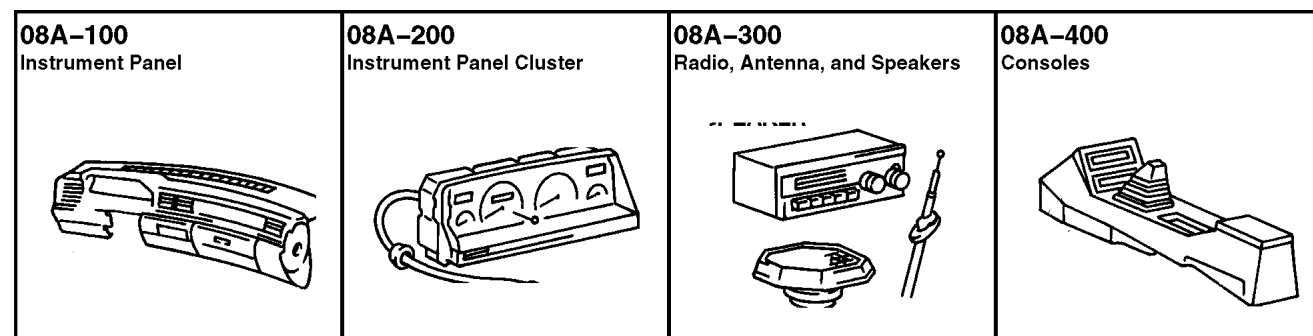
Group – 08A

Instrument Panel and Radios and Consoles

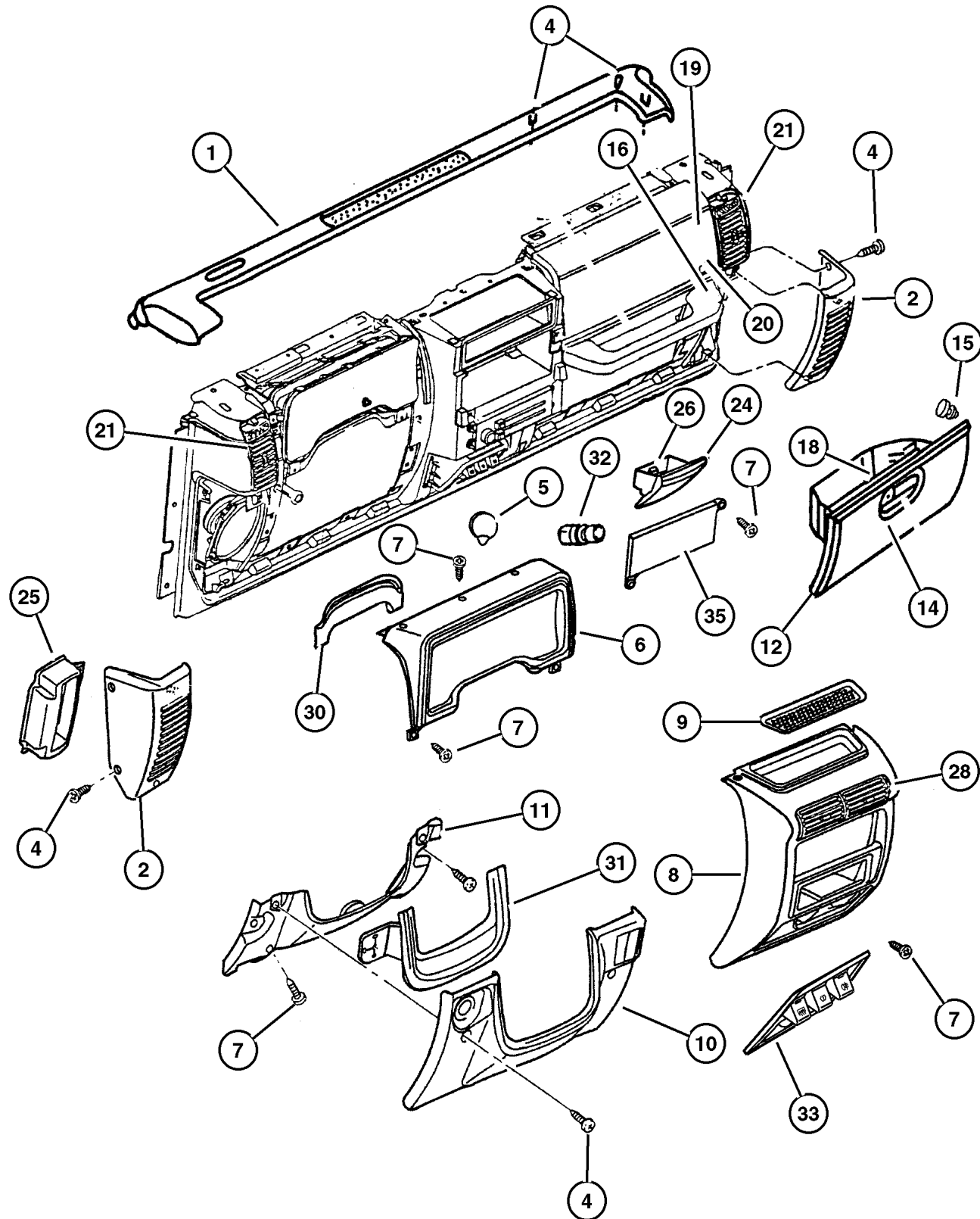


GROUP 8A - Instrument Panel and Radios and Consoles

Illustration Title	Group-Fig. No.
Instrument Panel	
Instrument Panel	Fig. 08A-110
Instrument Panel Cluster	
Instrument Cluster	Fig. 08A-210
Radio, Antenna, and Speakers	
Radio	Fig. 08A-315
Antenna	Fig. 08A-320
Speakers	Fig. 08A-325
Consoles	
Consoles Full & Mini	Fig. 08A-410



Instrument Panel
Figure 08A-110



ITEM	PART NUMBER	QTY	LINE	BODY	DESCRIPTION
1					COVER, Instrument Panel
	5EU50 LAZAC	1			[AZ]
	5EU50 RK5AC	1			[KG]
2					BEZEL, Speaker
	5DP1 6LAZ	1			[AZ], Right
	5DP1 6RK5	1			[KG], Right
	5DP1 7LAZ	1			[AZ], Left
	5DP1 7RK5	1			[KG], Left
-3	4524 342	2			CLIP
4	6035 369	6			SCREW, Piercing, .164-15x1.25, Bezel Mounting
5					CAP, Cigar Lighter, (NOT REQUIRED)
6	#5GW62 LAZAA	1			BEZEL, Instrument Cluster, Agate
7	6034 949	5			SCREW
8	#5FK57 LAZAC	1			BEZEL, Instrument Panel, Black Ash Tray Clips Included (Agate)
9	5511 5652	1			MAT, Console Cup Holder, Center Tray Rubber Insert
10					COVER, Instrument Panel, Steering Column Opening
	#UA83 LAZAA	1			[AZ] with Headlamp Leveling
	#UA83 RK5AA	1			[KG] with Headlamp Leveling
	#5GV99 LAZAA	1			[AZ] without Headlamp Leveling
	#5GV99 RK5AA	1			[KG] without Headlamp Leveling
11					PANEL, Knee Blocker, (NOT REQUIRED)
12					GLOVE BOX, Instrument Panel
	5DP56 LAZAC	1			[AZ]
	5DP56 RK5AC	1			[KG]
-13					STRAP, Glove Box Door Stop
	5503 7355	1		U	
		1		J	
14					LATCH, Glovebox
	5EM2 8LAZ	1			[AZ]
	5EM2 8RK5	1			[KG]
15	5503 7225	2			BUMPER, Glove Box Door
16					HANDLE, Grab, I/Panel
	5DP5 2LAZ	1		U	[AZ] I/Panel
		1		J	[AZ] I/Panel
	5DP5 2RK5	1		U	[KG] I/Panel
		1		J	[KG] I/Panel
-17					HANDLE, Grab, Bezel Only
	5EE1 1LAZ	1		U	[AZ] Bezel Only
		1		J	[AZ] Bezel Only
	5EE1 1RK5	1		U	[KG] Bezel Only
		1		J	[KG] Bezel Only
18					STRIKER, Glove Box Door Latch

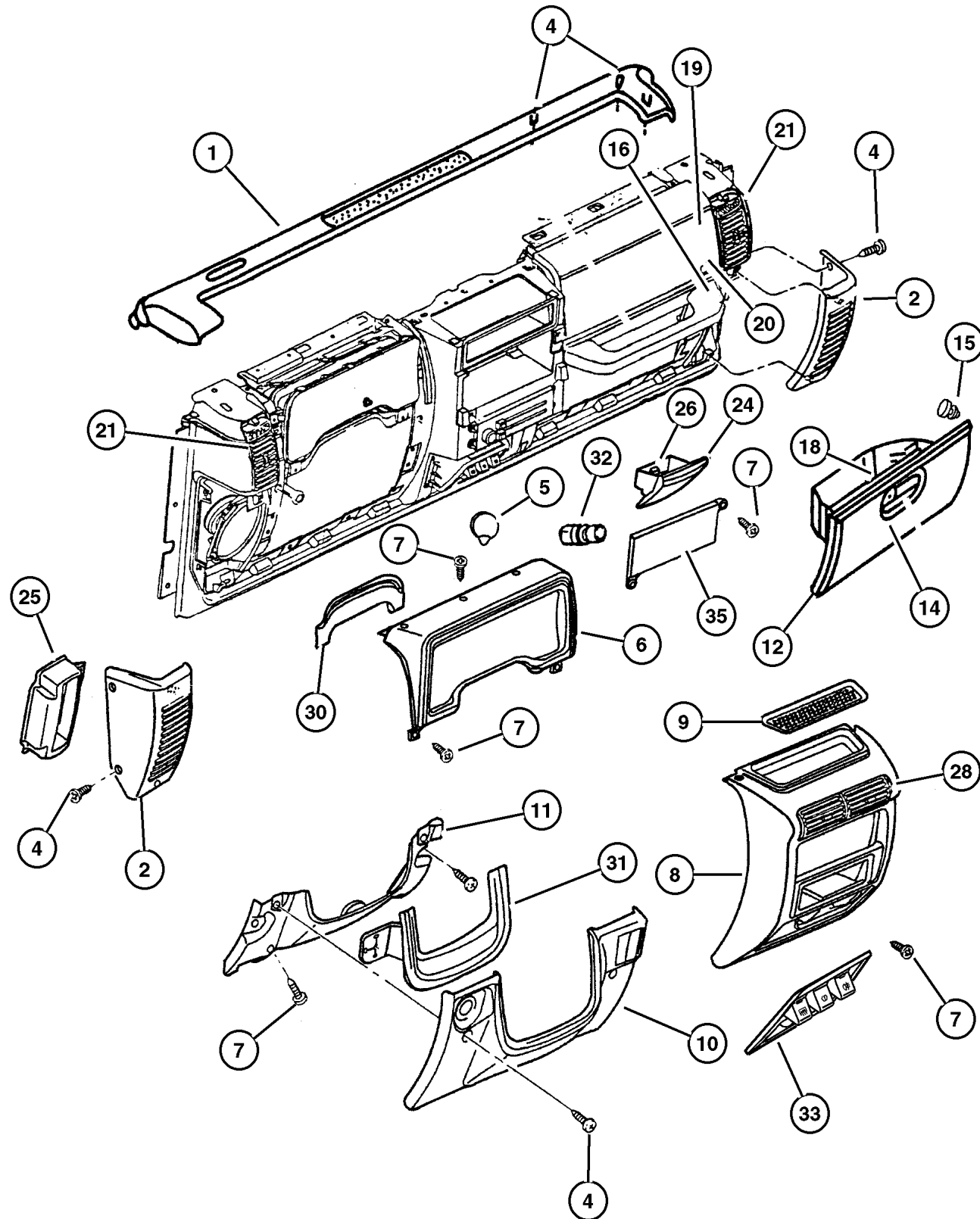
JEEP WRANGLER (TJ)

SERIES	LINE	BODY	ENGINE	TRANSMISSION
H = Sport	J = Wrangler 4WD	77 = 93.4 WB	EPE, EP0 = 2.5L Power Tech	DGG, DGD = 32RH 3 Spd. Auto.
L = SE	U = Wrangler 4WD (RHD)		ERH, ER0 = 4.0L Power Tech	DDQ = 5 Spd. Manual
P = Sahara				DDD = 5 Speed HD Manual
				DG0 = Auto. Trans.
				DBB = Manual Trans.

AR = Use as required - = Non illustrated part # = New this model year

May 2, 2002

Instrument Panel
Figure 08A-110



ITEM	PART NUMBER	QTY	LINE	BODY	DESCRIPTION
	5511 5170	1	U		
		1	J		
19	55314 982AC	1	U		AIR BAG, Passenger Module
		1	J		Module
20	5DU3 8LAZ	1	U		DOOR, Passenger Air Bag [AZ]
		1	J		[AZ]
	5DU3 8RK5	1	U		[KG]
		1	J		[KG]
21	5DP5 4TAZ	1	U		OUTLET, Air Conditioning & Heater [AZ], Right
		1	J		[AZ], Right
	5DP5 5TAZ	1	U		[AZ], Left
		1	J		[AZ], Left
-22					PANEL, Instrument
	#UA84 1K5AA	1	J		[KG]
	#UA84 LAZAA	1	J		[AZ]
	#UA89 1K5AA	1	U		[KG]
	#UA89 LAZAA	1	U		[AZ]
-23					PANEL, Instrument, Cosmetic Repair Panel
	5EM26 LAZAB	1	U		[AZ]
		1	J		[AZ]
	5EM26 RK5AB	1	U		[KG]
		1	J		[KG]
24	5FK6 2TAZ	1			ASH RECEIVER, Instrument Panel, Agate
25					BAFFLE, Speaker, (NOT REQUIRED)
26	5503 3543	1			SPRING, Ash Receiver
-27					CLIP, Speaker, Ash Receiver Mounting
	6035 859	4	U		
		4	J		
28	5FS1 0TAZ	2			OUTLET, Air Conditioning & Heater, Air I/Panel Center (Agate)
-29	6503 175	5			CLIP, Quarter Panel, I/Panel
30					FILLER, I/P To A Pillar, FILLER, Gap (Serviced in Item # 5), (NOT SERVICED)
31					FILLER, I/P To A Pillar, FILLER, Gap (Serviced In Item # 9), (NOT SERVICED)
32	4685 536	1			KNOB AND ELEMENT, Cigar Lighter
33	56007 314AD	1			BEZEL, Cigar Lighter, Bezel & plug, Switch & Cigar Lighter
-34					PLUG, Switch Opening
	5600 7329	1			without Heated Backlite
	5600 7330	1			without Rear Wiper

JEEP WRANGLER (TJ)

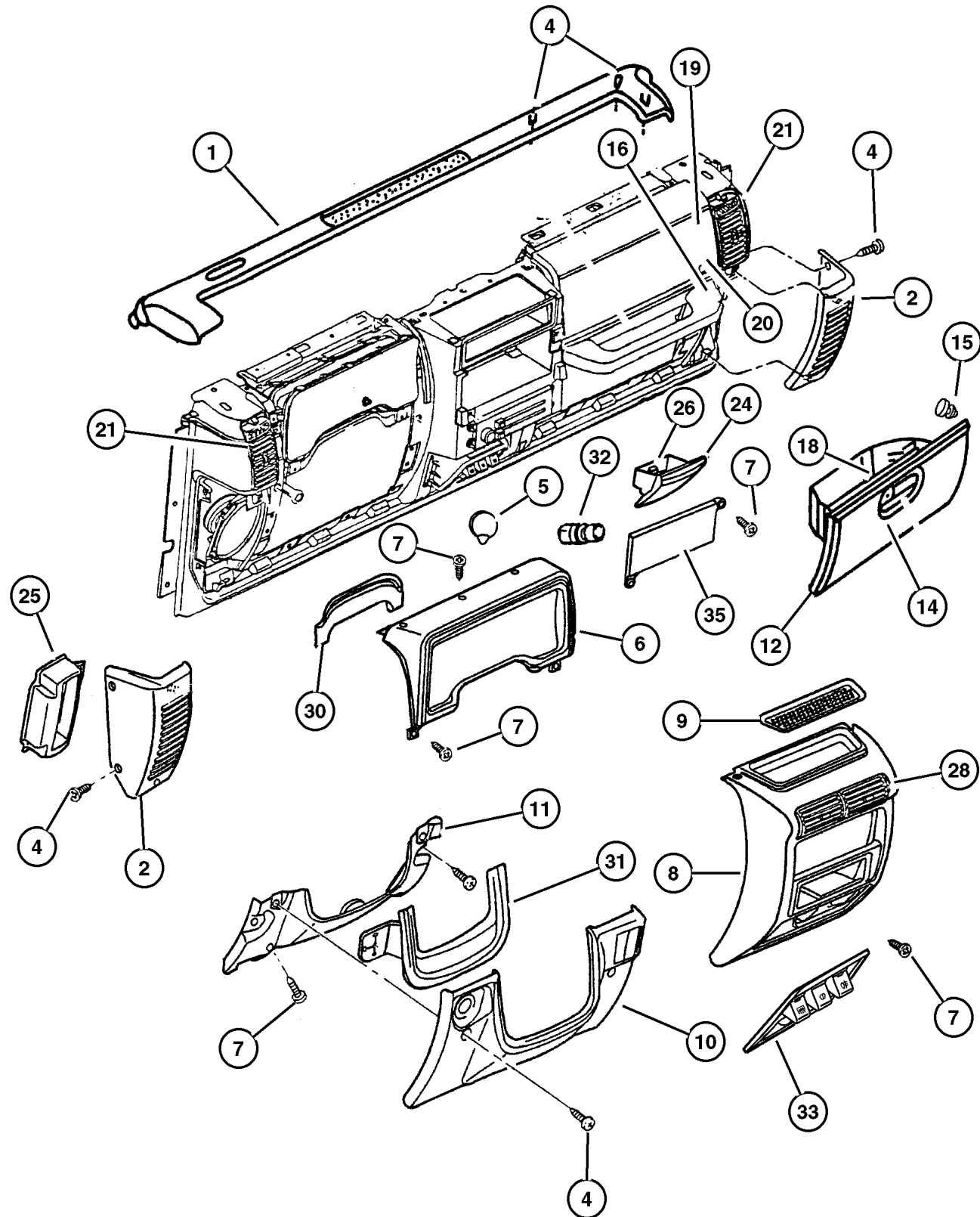
SERIES	LINE	BODY	ENGINE	TRANSMISSION
H = Sport	J = Wrangler 4WD	77 = 93.4 WB	EPE, EP0 = 2.5L Power Tech	DGG, DGD = 32RH 3 Spd. Auto.
L = SE	U = Wrangler 4WD (RHD)		ERH, ER0 = 4.0L Power Tech	DDQ = 5 Spd. Manual
P = Sahara				DDD = 5 Speed HD Manual
				DG0 = Auto. Trans.
				DBB = Manual Trans.

AR = Use as required - = Non illustrated part # = New this model year

May 2, 2002

Instrument Panel
Figure 08A-110

ITEM	PART NUMBER	QTY	LINE	BODY	DESCRIPTION
35	4372 399	1			COVER, Radio Opening, I/Panel Radio Opening



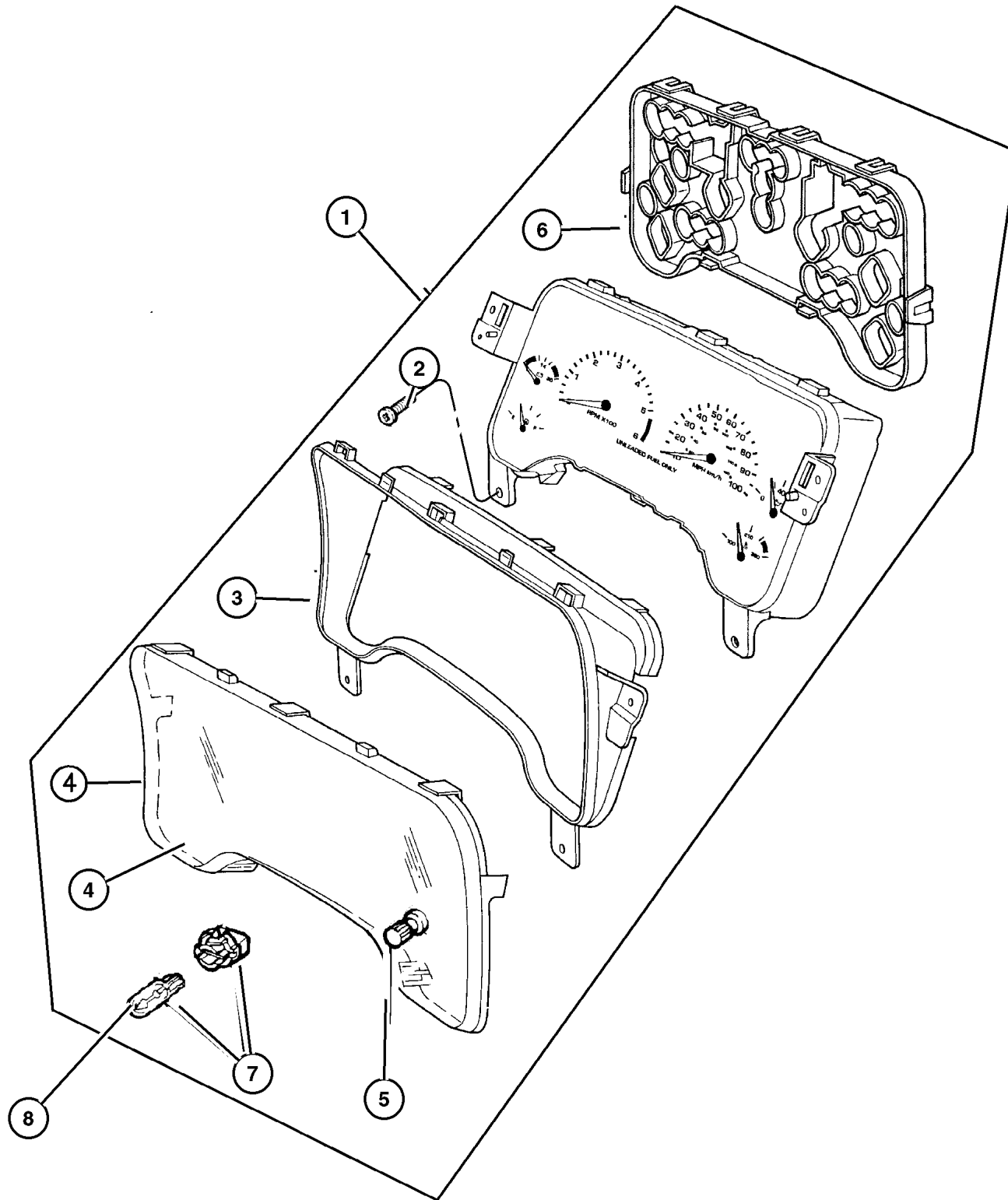
JEEP WRANGLER (TJ)		BODY	ENGINE	TRANSMISSION
SERIES	LINE	77 = 93.4 WB	EPE, EP0 = 2.5L Power Tech	DGG, DGD = 32RH 3 Spd. Auto.
H = Sport	J = Wrangler 4WD		ERH, ER0 = 4.0L Power Tech	DDQ = 5 Spd. Manual
L = SE	U = Wrangler 4WD (RHD)			DDD = 5 Speed HD Manual
P = Sahara				DG0 = Auto. Trans.
				DBB = Manual Trans.

AR = Use as required - = Non illustrated part # = New this model year

May 2, 2002

**Instrument Cluster
Figure 08A-210**

ITEM	PART NUMBER	QTY	LINE	BODY	DESCRIPTION
1					CLUSTER
	#56009 170AF	1			MPH
	#56009 171AF	1			KPH w/Front Foglamp
	#56009 172AF	1	U		MPH
	#56009 174AF	1	U		KPH
	#56047 078AA	1			KPH w/Rear Foglamp
2	6034 949	3			SCREW
3	4874 344	1			MASK, Instrument Cluster
4	4874 345	1			LENS, Cluster
5	4874 346	1			GROMMET, Speedometer Trip Reset
6	#5018 621AA	1			COVER, Cluster
7	4874 349	5			BULB AND SOCKET
8	L000 PC74	1			BULB, PC74



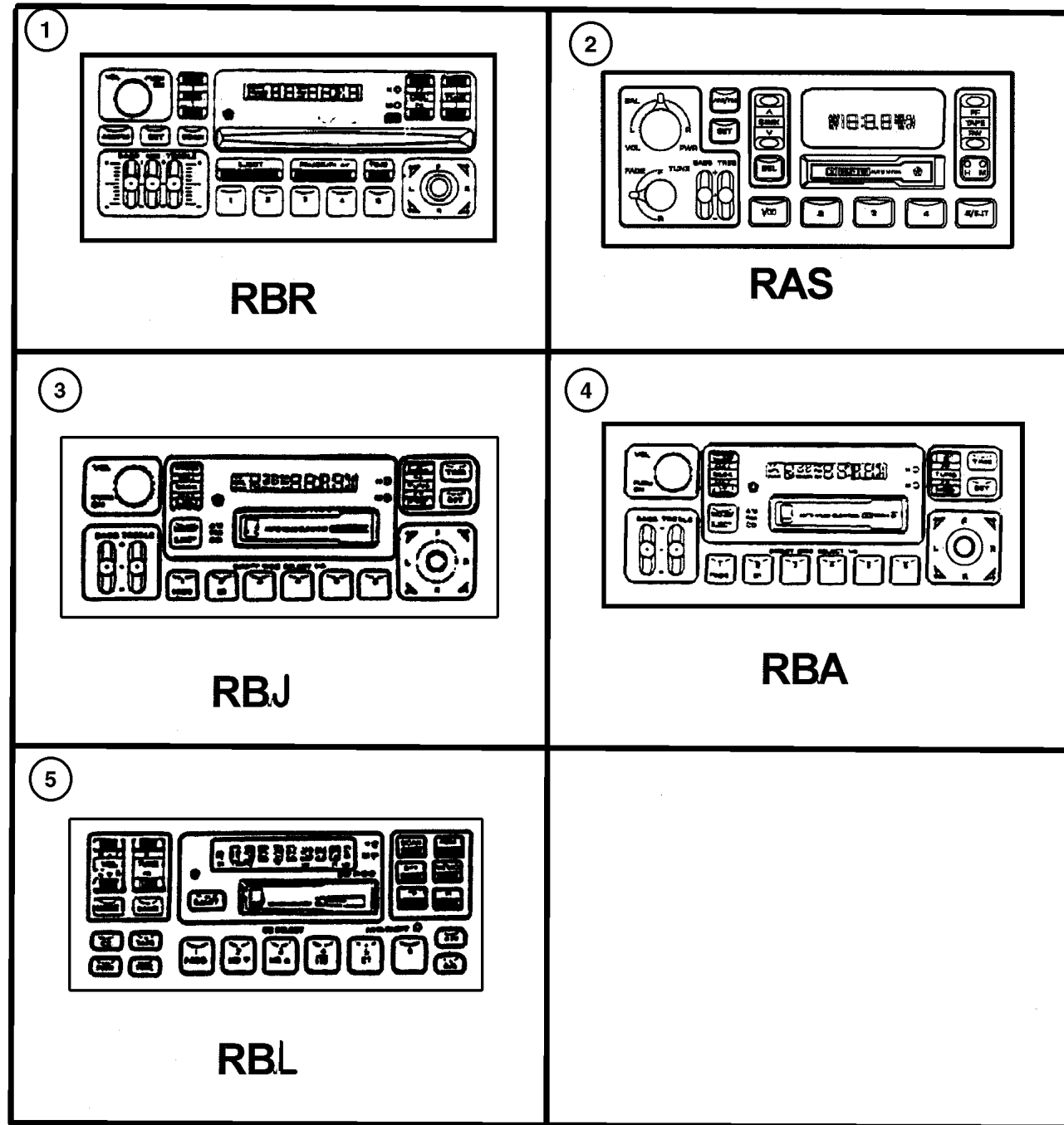
JEEP WRANGLER (TJ)

SERIES	LINE	BODY	ENGINE	TRANSMISSION
H = Sport	J = Wrangler 4WD	77 = 93.4 WB	EPE, EP0 = 2.5L Power Tech	DGG, DGD = 32RH 3 Spd. Auto.
L = SE	U = Wrangler 4WD (RHD)		ERH, ER0 = 4.0L Power Tech	DDQ = 5 Spd. Manual
P = Sahara				DDD = 5 Speed HD Manual
				DG0 = Auto. Trans.
				DBB = Manual Trans.

AR = Use as required - = Non illustrated part # = New this model year

May 2, 2002

Radio
Figure 08A-315



ITEM	PART NUMBER	QTY	LINE	BODY	DESCRIPTION
------	-------------	-----	------	------	-------------

RAS=AM/FM Cassette manual, 12 Disc Magazine.
 RBA=AM/FM w/Cassette & CD Changer Control manual, 12 Disc Magazine.
 RBJ=Midline AM/FM w/Cassette & CD Changer Control manual, 12 Disc Magazine.
 RBL=AM/FM w/ Cassette & CD Changer Control manual, 12 Disc Magazine.
 RBR=AM/FM w/CD & Equalizer manual, 12 Disc Magazine.

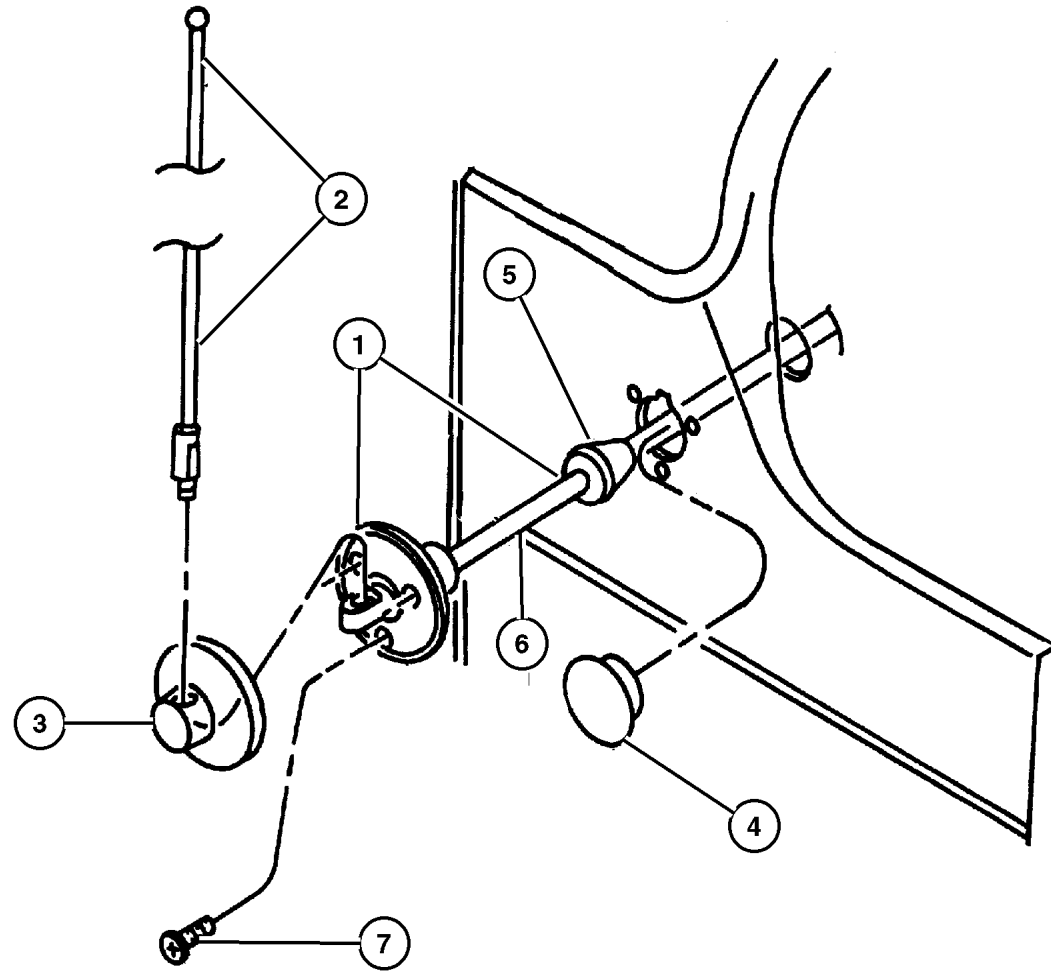
1	4704 373AE	1			RADIO, AM/FM with CD and Equalizer, RBR
2	56038 933AB	1			RADIO, AM/FM Cassette, RAS
3	4704 393AD	1	U		RADIO, AM/FM Cassette with CD Control, RBJ
4	4704 392AD	1			RADIO, AM/FM Cassette with CD Control, RBA
5	4859 504AD	1			RADIO, FM/MW/LW-RDS and Cassette, RBL
-6	5600 9159	1			STRAP, Ground, Radio Rear
-7	5600 9160	1			STRAP, Ground, Engine/Frame
-8	5600 9161	1			STRAP, Ground, Engine/Body/Hood
-9	56038 592AA	1			BRACKET, Audio Equipment, RBR

JEEP WRANGLER (TJ)				
SERIES	LINE	BODY	ENGINE	TRANSMISSION
H = Sport	J = Wrangler 4WD	77 = 93.4 WB	EPE, EP0 = 2.5L Power Tech	DGG, DGD = 32RH 3 Spd. Auto.
L = SE	U = Wrangler 4WD (RHD)		ERH, ER0 = 4.0L Power Tech	DDQ = 5 Spd. Manual
P = Sahara				DDD = 5 Speed HD Manual
				DG0 = Auto. Trans.
				DBB = Manual Trans.

AR = Use as required - = Non illustrated part # = New this model year

Antenna Figure 08A-320

ITEM	PART NUMBER	QTY	LINE	BODY	DESCRIPTION
1	5600 8788	1			ANTENNA, Base Cable And Bracket
2	5600 9081	1			MAST, Antenna
3	5603 8504	1			COVER, Antenna Opening
4	5600 8929	1	J		PLUG, Antenna Hole
5					GROMMET, Antenna, (NOT SERVICED)
6	5600 8786	1			CABLE, Antenna
7					SCREW, .164-18x.75, (NOT SERVICED)



JEEP WRANGLER (TJ)

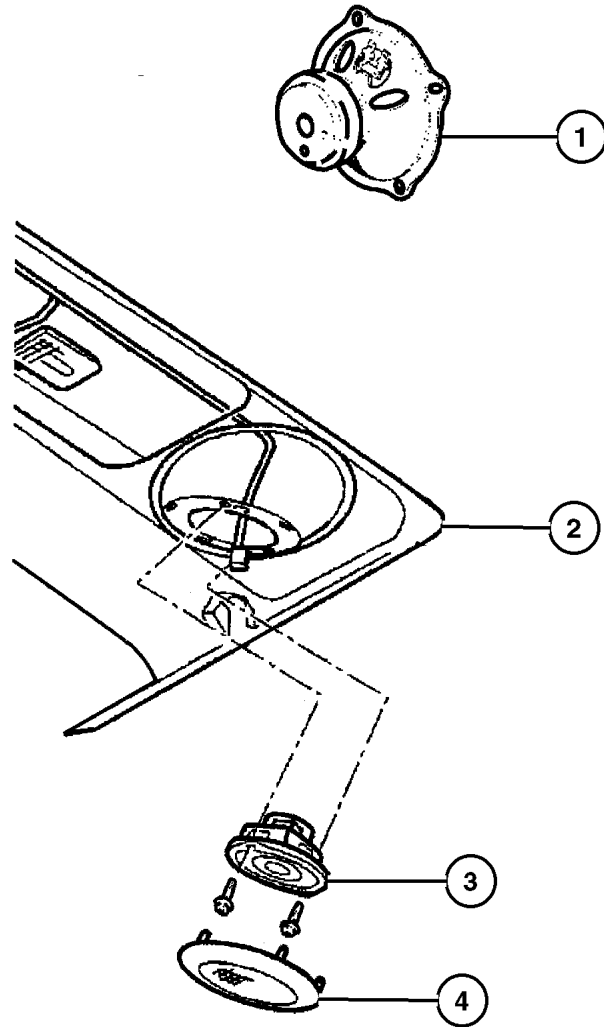
SERIES	LINE	BODY	ENGINE	TRANSMISSION
H = Sport	J = Wrangler 4WD	77 = 93.4 WB	EPE, EP0 = 2.5L Power Tech	DGG, DGD = 32RH 3 Spd. Auto.
L = SE	U = Wrangler 4WD (RHD)		ERH, ER0 = 4.0L Power Tech	DDQ = 5 Spd. Manual
P = Sahara				DDD = 5 Speed HD Manual
				DG0 = Auto. Trans.
				DBB = Manual Trans.

AR = Use as required - = Non illustrated part # = New this model year

May 2, 2002

Speakers Figure 08A-325

ITEM	PART NUMBER	QTY	LINE	BODY	DESCRIPTION
1	56008 795AC	2			SPEAKER, Instrument Panel
2	4874 294	1			COVER, Soundbar
3	56038 566AB	2			SPEAKER, 5.25"
4	4874 296AB	2			GRILLE, Speaker
-5	5600 7264	1			BEZEL, Dome Lamp
-6	5600 7265	1			LENS, Dome Lamp
-7	L000 0912	1			BULB, 912

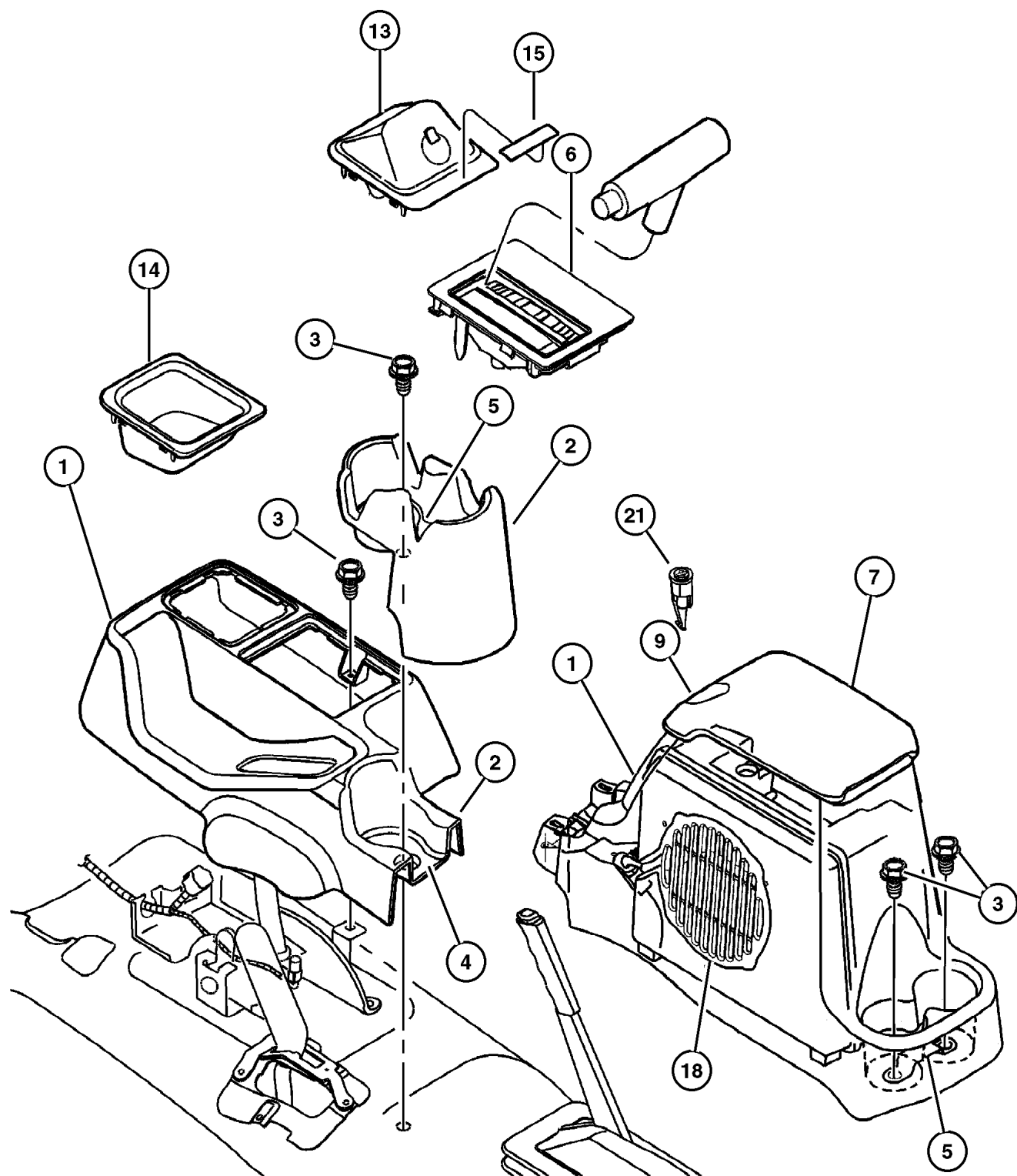


JEEP WRANGLER (TJ)				
SERIES	LINE	BODY	ENGINE	TRANSMISSION
H = Sport	J = Wrangler 4WD	77 = 93.4 WB	EPE, EP0 = 2.5L Power Tech	DGG, DGD = 32RH 3 Spd. Auto.
L = SE	U = Wrangler 4WD (RHD)		ERH, ER0 = 4.0L Power Tech	DDQ = 5 Spd. Manual
P = Sahara				DDD = 5 Speed HD Manual
				DG0 = Auto. Trans.
				DBB = Manual Trans.

AR = Use as required - = Non illustrated part # = New this model year

May 2, 2002

**Consoles Full & Mini
Figure 08A-410**



ITEM	PART NUMBER	QTY	LINE	BODY	DESCRIPTION
Notes: manual, 12 Disc Magazine.					
[DG0]= All Automatic Transmissions manual, 12 Disc Magazine.					
1					CONSOLE, Floor
	#5HF13 LAZAB	1			[AZ] Mini Console or Forward Section of Full Console
	#5HF13 RK5AB	1			[KG] Mini Console or Forward Section of Full Console
	#5HE62 LAZAC	1			[AZ] Rear Floor Tower with Full Floor Console & with or without Subwoofer
	#5HE62 RK5AA	1			[KG] Rear Floor Tower with Full Floor Console & with or without Subwoofer
2					CUPHOLDER, Console
	#55315 038AB	1			Dual Cupholder (Full Floor Console)
	#5HJ98 LAZAA	1			Cupholder (Rear of Mini Floor Console)
3					SCREW, 0.190-16x.875, (NOT SERVICED)
4	5511 5652	1			MAT, Console Cup Holder, Single Cupholder Mat
5	#55315 050AA	1			MAT, Floor, Double Cupholder Mat
6					BEZEL AND DIAL, Gearshift Lever
	55115 570AB	1	J		
	55115 571AB	1	U		
7					LID, Center Console Storage
	#5HE63 LAZAC	1			[AZ] (Latch & Hinge Included)
	#5HE63 RK5AC	1			[KG] (Latch & Hinge Included)
-8	#55315 039AB	1			HINGE, Floor Console Lid
9	#55315 041AA	1			LATCH, Armrest Lid
-10					STRIKER, Console Lid Catch, Serviced in Console, (NOT SERVICED)
-11	#55315 051AA	2			BUMPER, Glove Box Door
-12	#56047 002AA	1	J		BEZEL, Floor Console, Passenger Airbag Disarm
13	#56010 301AA	1			SWITCH, Passenger Airbag Disarm
14	5012 482AA	AR			COVER, Switch Opening
15	55315 001AA	1	J		LABEL, Air Bag Warning
-16	55315 000AB	1	J		PLUG, Cover, With Tether
-17					BIN, Storage
	#55315 040AA	1			Full Console Rear (No Compact Disc Storage)
	#55315 042AB	1			Compact Disc Storage
18	#56038 609AC	1			SPEAKER, Sub Woofer, Full Console Rear
-19	#55315 043AB	1			PLATE, Speaker, Full Console without Sub Woofer Speaker
-20	6034 833	2	J		CLIP, Push, .164-7.5, Hinge to Console Base
21	4746 305	1			CYLINDER, Console Lock

JEEP WRANGLER (TJ)

SERIES	LINE	BODY	ENGINE	TRANSMISSION
H = Sport	J = Wrangler 4WD	77 = 93.4 WB	EPE, EP0 = 2.5L Power Tech	DGG, DGD = 32RH 3 Spd. Auto.
L = SE	U = Wrangler 4WD (RHD)		ERH, ER0 = 4.0L Power Tech	DDQ = 5 Spd. Manual
P = Sahara				DDD = 5 Speed HD Manual
				DG0 = Auto. Trans.
				DBB = Manual Trans.

AR = Use as required - = Non illustrated part # = New this model year

May 2, 2002

Group – 009

Engine Mounting

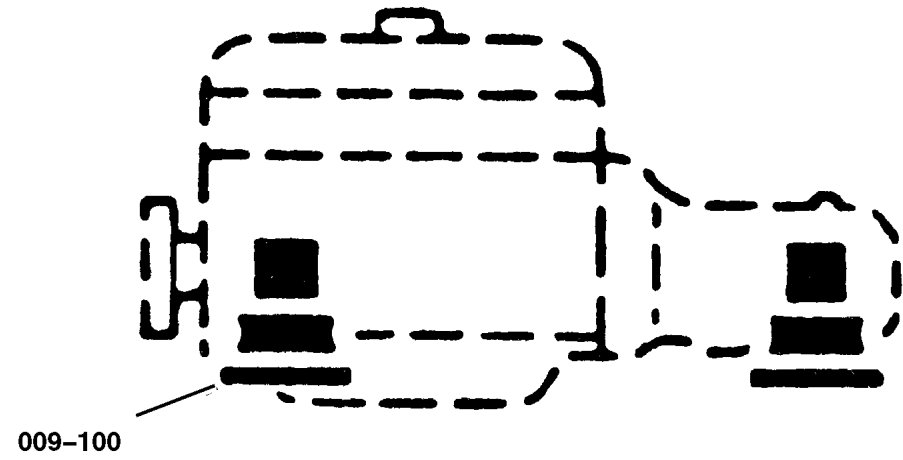
GROUP 9 - Engine Mounting

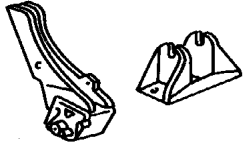
Illustration Title

Group-Fig. No.

Engine Mounting

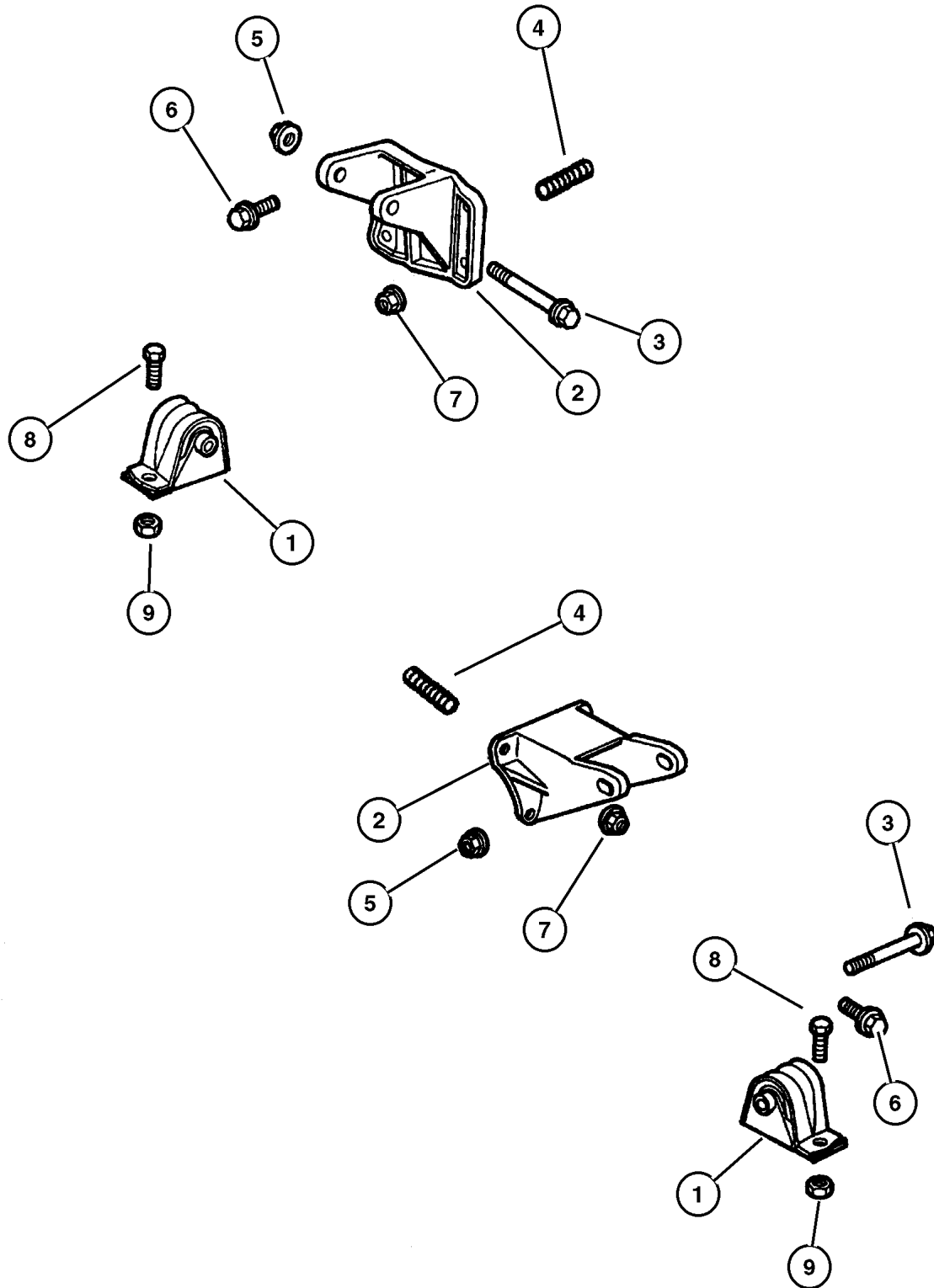
Engine Mounting, Front, 2.5 (EPE)	Fig. 009-110
Engine Mounting, Rear, 2.5 (EPE)	Fig. 009-120
Engine Mounting, Front, 4.0 (ERH)	Fig. 009-130
Engine Mounting, Rear, 4.0 (ERH)	Fig. 009-140



<p>009-100 Engine Mounting</p> 			
--	--	--	--

**Engine Mounting, Front, 2.5 (EPE)
Figure 009-110**

ITEM	PART NUMBER	QTY	LINE	ENGINE	TRANS	DESCRIPTION
NOTE: EP0=All 2.5L Gas Engines manual, 12 Disc Magazine.						
1	52019 276AB	2		EP0		INSULATOR, Engine Mount
2	5201 8696	1		EP0		BRACKET, Engine Mount Right
	5201 8697	1		EP0		Left
3	3420 2606	2		EP0, ER0		BOLT, Hex Head
4	6033 883	3		EP0		STUD, .375-16x2.00"
5	6502 697	2				NUT, Hex Flange Lock, M12x1.75
6	6036 176AA	5		EP0		SCREW, Hex Head, .375-16x1.125
7	0152 474	3		EP0		NUT, Hex Flange Lock, .375-16
8	6502 137	2				BOLT, Hex Flange Head, M10x1.50x35
9	6502 696	2				NUT, Hex Flange Lock, M10x1.5



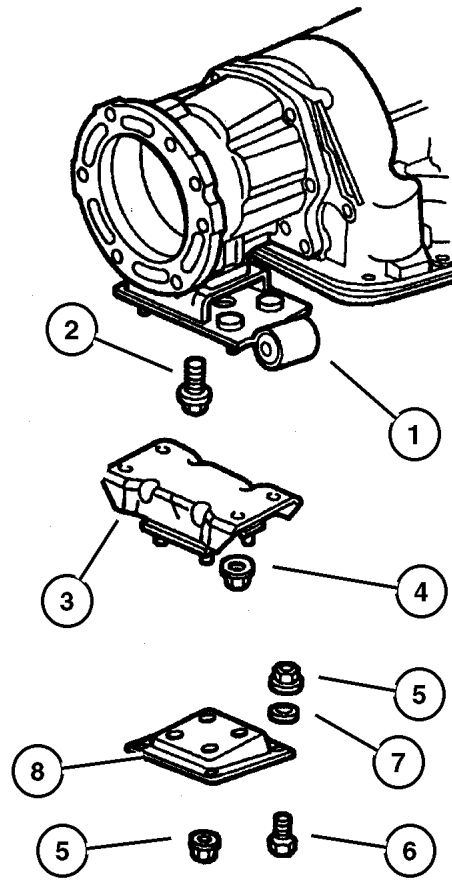
JEEP WRANGLER (TJ)				
SERIES	LINE	BODY	ENGINE	TRANSMISSION
H = Sport	J = Wrangler 4WD	77 = 93.4 WB	EPE, EP0 = 2.5L Power Tech	DGG, DGD = 32RH 3 Spd. Auto.
L = SE	U = Wrangler 4WD (RHD)		ERH, ER0 = 4.0L Power Tech	DDQ = 5 Spd. Manual
P = Sahara				DDD = 5 Speed HD Manual
				DG0 = Auto. Trans.
				DBB = Manual Trans.

AR = Use as required - = Non illustrated part # = New this model year

May 2, 2002

**Engine Mounting, Rear, 2.5 (EPE)
Figure 009-120**

ITEM	PART NUMBER	QTY	LINE	ENGINE	TRANS	DESCRIPTION
NOTE: EP0=All 2.5L Gas Engines DDO= All Manual Transmission DG0=All Automatic Transmissions manual, 12 Disc Magazine.						
1						BRACKET, Transmission Mount
	#52058 548AB	1			DG0	
	5205 8618	1		EP0	DD0	
2						BOLT, .437-14x1.120, (NOT SERVICED)
3	52058 551AB	1				MOUNT, Transmission
4	6502 337	4				NUT, M10x1.5
5	6100 517	4				NUT, Hex Flange Lock, M8 Phosphate
6						BOLT, M8x1.25x25.00, (NOT SERVICED)
7						WASHER, (NOT SERVICED)
8						BRACKET, Transmission Mount
	5205 8863	1			DG0	
	5205 8618	1		EP0	DD0	



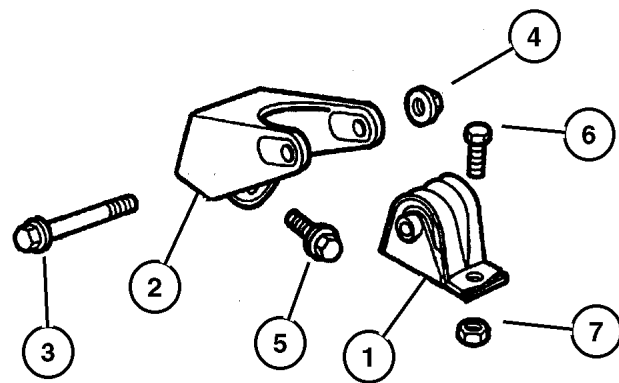
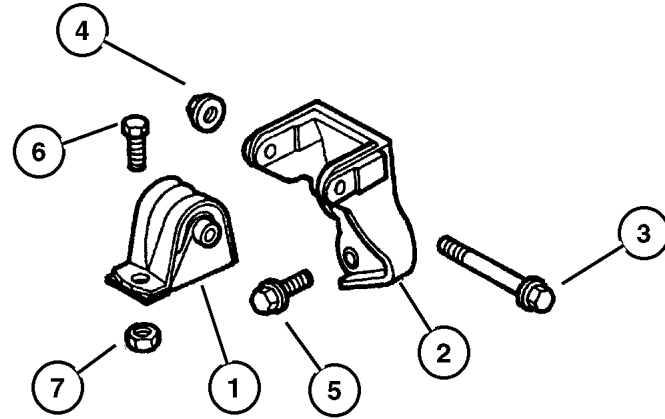
JEEP WRANGLER (TJ)				
SERIES	LINE	BODY	ENGINE	TRANSMISSION
H = Sport	J = Wrangler 4WD	77 = 93.4 WB	EPE, EP0 = 2.5L Power Tech	DGG, DGD = 32RH 3 Spd. Auto.
L = SE	U = Wrangler 4WD (RHD)		ERH, ER0 = 4.0L Power Tech	DDQ = 5 Spd. Manual
P = Sahara				DDD = 5 Speed HD Manual
				DG0 = Auto. Trans.
				DBB = Manual Trans.

AR = Use as required - = Non illustrated part # = New this model year

May 2, 2002

**Engine Mounting, Front, 4.0 (ERH)
Figure 009-130**

ITEM	PART NUMBER	QTY	LINE	ENGINE	TRANS	DESCRIPTION
NOTE: ER0=All 4.0L Engines manual, 12 Disc Magazine.						
1	52019 278AB	2		ER0		INSULATOR, Engine Mount
2						BRACKET, Engine Mount
	52059 284AA	1		ER0		Right
	52059 285AA	1		ER0		Left
3	3420 2606	2		EP0, ER0		BOLT, Hex Head
4	6502 697	2				NUT, Hex Flange Lock, M12x1.75
5	6503 699	6		ER0		SCREW AND WASHER, Hex Head, M10x1.5x28
6	6502 137	2				BOLT, Hex Flange Head, M10x1.50x35
7	6502 696	2				NUT, Hex Flange Lock, M10x1.5



JEEP WRANGLER (TJ)

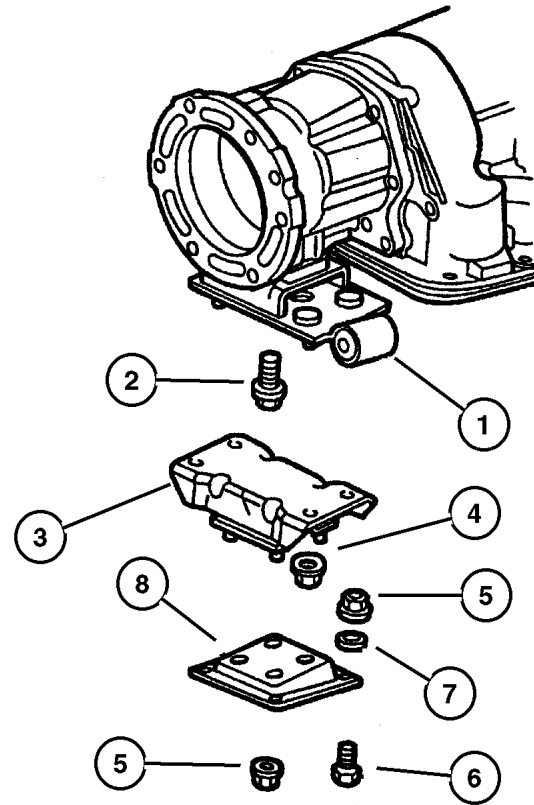
SERIES	LINE	BODY	ENGINE	TRANSMISSION
H = Sport	J = Wrangler 4WD	77 = 93.4 WB	EPE, EP0 = 2.5L Power Tech	DGG, DGD = 32RH 3 Spd. Auto.
L = SE	U = Wrangler 4WD (RHD)		ERH, ER0 = 4.0L Power Tech	DDQ = 5 Spd. Manual
P = Sahara				DDD = 5 Speed HD Manual
				DG0 = Auto. Trans.
				DBB = Manual Trans.

AR = Use as required - = Non illustrated part # = New this model year

May 2, 2002

**Engine Mounting, Rear, 4.0 (ERH)
Figure 009-140**

ITEM	PART NUMBER	QTY	LINE	ENGINE	TRANS	DESCRIPTION
NOTE: ER0=All 4.0L Engines DDO= All Manual Transmission DG0=All Automatic Transmissions manual, 12 Disc Magazine.						
1						BRACKET, Transmission Mount
	#52058 546AB	1		ER0	DD0	
	#52058 548AB	1			DG0	
2						BOLT, .437-14x1.120, (NOT SERVICED)
3	52058 551AB	1				MOUNT, Transmission
4	6502 337	4				NUT, M10x1.5
5	6100 517	4				NUT, Hex Flange Lock, M8 Phosphate
6						BOLT, M8x1.25x25.00, (NOT SERVICED)
7						WASHER, (NOT SERVICED)
8	5205 8863	1			DG0	BRACKET, Transmission Mount



JEEP WRANGLER (TJ)				TRANSMISSION
SERIES	LINE	BODY	ENGINE	
H = Sport	J = Wrangler 4WD	77 = 93.4 WB	EPE, EP0 = 2.5L Power Tech	DGG, DGD = 32RH 3 Spd. Auto.
L = SE	U = Wrangler 4WD (RHD)		ERH, ER0 = 4.0L Power Tech	DDQ = 5 Spd. Manual
P = Sahara				DDD = 5 Speed HD Manual
				DG0 = Auto. Trans.
				DBB = Manual Trans.

AR = Use as required - = Non illustrated part # = New this model year

May 2, 2002

Group – 2.5L4

Engine 2.5L Four Cylinder

GROUP 2.5L4 - Engine 2.5L Four Cylinder

Illustration Title

Group-Fig. No.

Cylinder Head

Cylinder Head, 2.5 (EPE) Fig. 2.5L4-210

Cylinder Block

Cylinder Block, 2.5 (EPE) Fig. 2.5L4-310

Crankshaft, Piston and Drive Plate

Crankshaft, Piston and Torque Converter, 2.5 (EPE) Fig. 2.5L4-410

Camshafts & Valves

Camshaft and Valves, 2.5 (EPE) Fig. 2.5L4-510

Timing Belt and Cover

Timing Cover, 2.5 (EPE) Fig. 2.5L4-610

Engine Oiling

Engine Oiling, 2.5 (EPE) Fig. 2.5L4-710

Manifolds

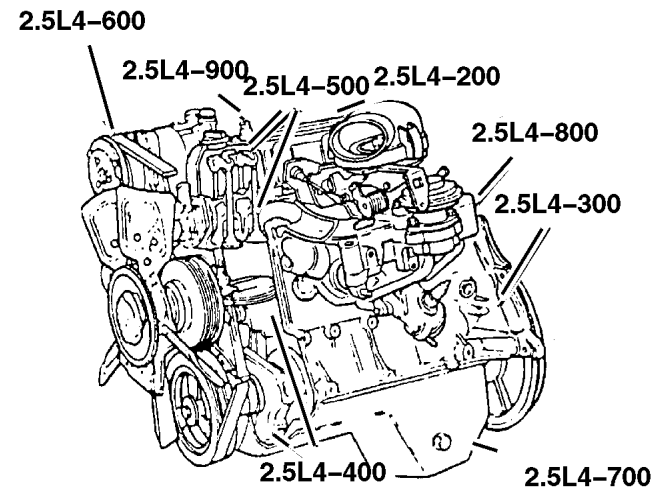
Manifold, Intake and Exhaust, 2.5 (EPE) Fig. 2.5L4-810

Crankcase Ventilation

Crankcase Ventilation, 2.5 (EPE) Fig. 2.5L4-910

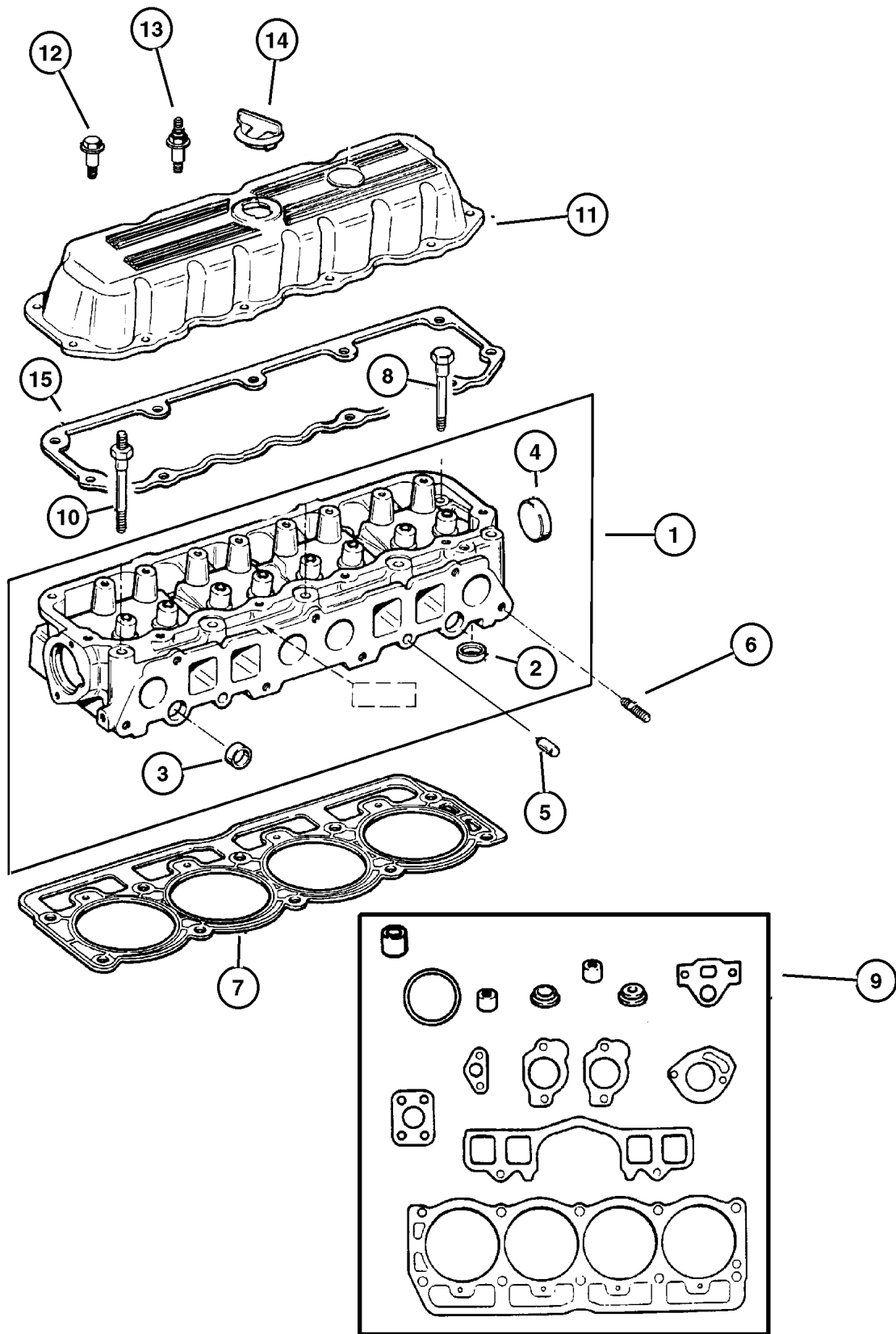
2	2	2002	2002	2002
1	1	1	1	1
1	1	1	1	1
1	1	1	1	1

2.5L4-100



<p>2.5L4-200 Cylinder Head</p>	<p>2.5L4-300 Cylinder Block</p>	<p>2.5L4-400 Crankshaft, Piston and Drive Plate</p>	<p>2.5L4-500 Camshafts & Valves</p>
<p>2.5L4-600 Timing Belt and Cover</p>	<p>2.5L4-700 Engine Oiling</p>	<p>2.5L4-800 Manifolds</p>	<p>2.5L4-900 Crankcase Ventilation</p>

**Cylinder Head, 2.5 (EPE)
Figure 2.5L4-210**



ITEM	PART NUMBER	QTY	LINE	ENGINE	TRANS	DESCRIPTION
NOTE: EP0=All 2.5L Gas Engines DBB=All Manual Transmissions DG0=All Automatic Transmissions manual, 12 Disc Magazine.						
1	33007 115AB	1		EP0		HEAD, Cylinder
2	3300 7142	4		EP0		SEAT, Exhaust Valve
3	J317 2319	4		EP0		PLUG, Cylinder Block Oil Hole
4	J310 5394	1		EP0		PLUG, Cylinder Block Oil Hole
5	J317 2318	2		EP0, ER0		DOWEL, Cylinder Head To Intake
6	6036 193AA	2		EP0, ER0		STUD, .375-16/.375-24x1.75
7	53009 549AB	1		EP0		GASKET, Cylinder Head
8	6035 514	5		EP0		BOLT, Cylinder Head
9	4798 992AC	1		EP0		GASKET PACKAGE, Engine
10	6035 516	4		EP0		STUD, Double Ended, .50-13/.437-14x6.00
11	53010 428AB	1		EP0		COVER, Cylinder Head
12	6035 566	1		EP0		BOLT, Hex Flange Head, .250-20x1.00
13	6035 968AA	10		EP0		STUD, .250-20x2.00
14	5302 0555	1		EP0		CAP, Oil Filler
15						SEALANT, RTV, RTV Sealant, (NOT SERVICED)

JEEP WRANGLER (TJ)		BODY	ENGINE	TRANSMISSION
SERIES	LINE	77 = 93.4 WB	EPE, EP0 = 2.5L Power Tech	DGG, DGD = 32RH 3 Spd. Auto.
H = Sport	J = Wrangler 4WD		ERH, ER0 = 4.0L Power Tech	DDQ = 5 Spd. Manual
L = SE	U = Wrangler 4WD (RHD)			DDD = 5 Speed HD Manual
P = Sahara				DG0 = Auto. Trans.
				DBB = Manual Trans.

AR = Use as required - = Non illustrated part # = New this model year

May 2, 2002

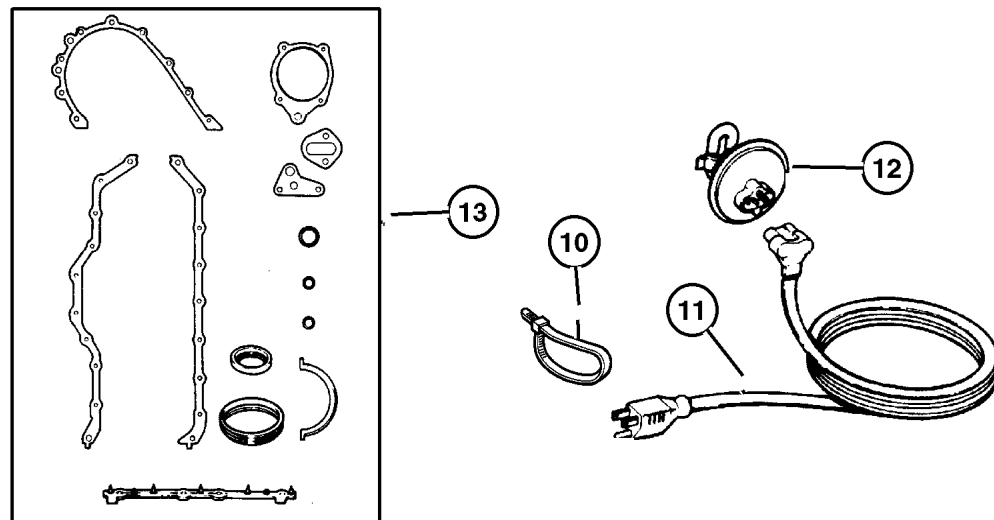
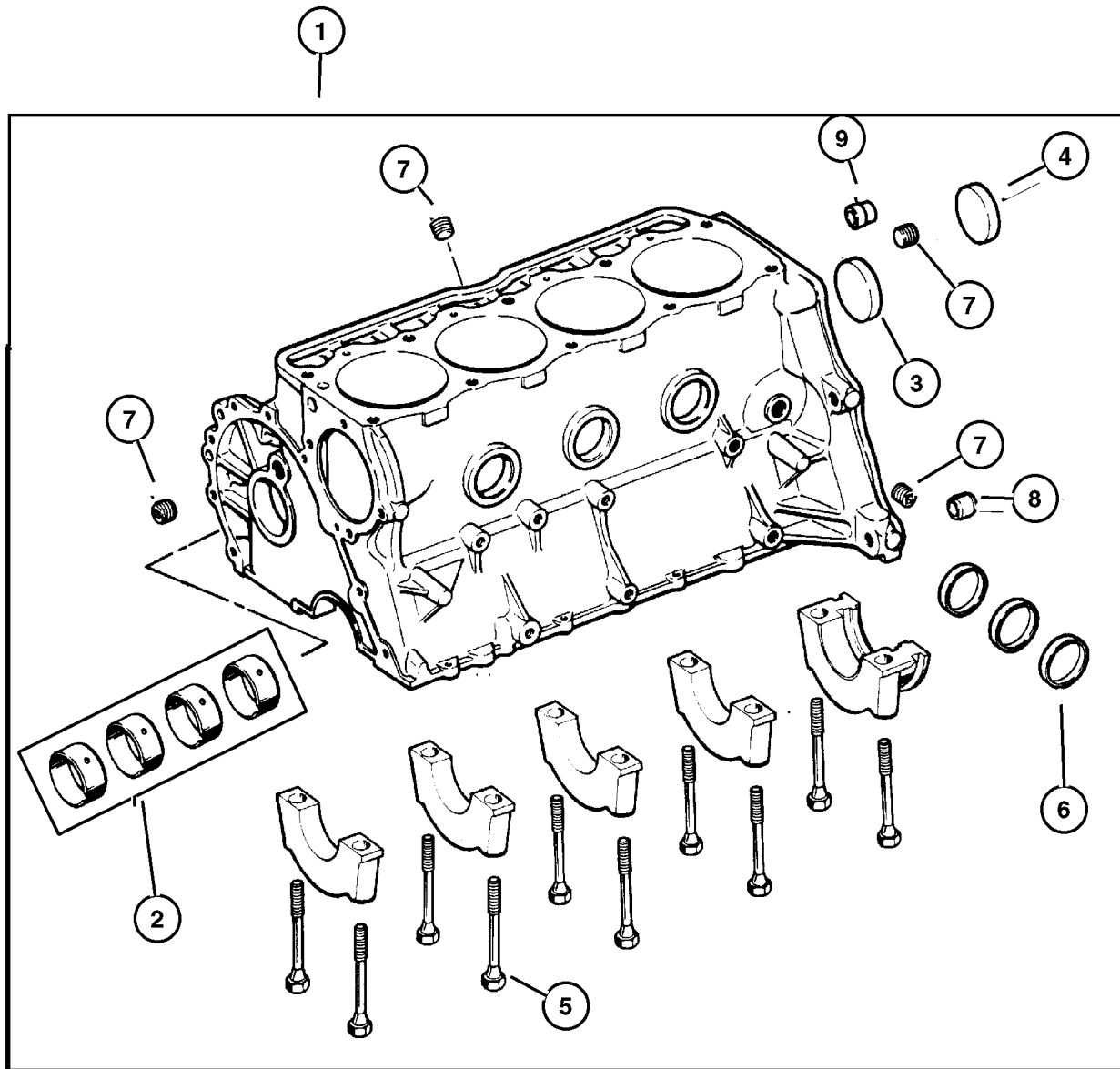
**Cylinder Block, 2.5 (EPE)
Figure 2.5L4-310**

ITEM	PART NUMBER	QTY	LINE	ENGINE	TRANS	DESCRIPTION
------	-------------	-----	------	--------	-------	-------------

NOTE: Packages Do Not Contain Gaskets For All Required Sealing. R.T.V. Sealer And Gasket Eliminator Must Also Be Used.
manual, 12 Disc Magazine.

NOTE: EP0=All 2.5L Gas Engines DBB=All Manual Transmissions DGO=All Automatic Transmissions manual, 12 Disc Magazine.

1	4856 744	1		EP0		BLOCK, Short
2	4636 985AB	1		EP0		BEARING PACKAGE, Camshaft, Standard Size
3	J317 2313	1		EP0		PLUG, Camshaft
4	J310 5394	1		EP0		PLUG, Cylinder Block Oil Hole
5	J400 6948	10		EP0		BOLT, Hex Head, .50-13x2.97
6	J400 6580	3		EP0		PLUG, Cylinder Block Oil Hole
7	6034 166	3		EP0		PLUG, Cylinder Block Oil Hole
8	J400 6953	1		EP0		DOWEL, Block To Cylinder Head
9	J324 1332	1		EP0		DOWEL, Clutch Housing To Block
10	4641 780	3		EP0,		STRAP, Tie
11	5601 6834	1		ER0		CORD, Engine Block Heater
12	8230 0749	1		EP0		HEATER KIT, Engine Block
13	4713 023AC	1		EP0		GASKET PACKAGE, Engine



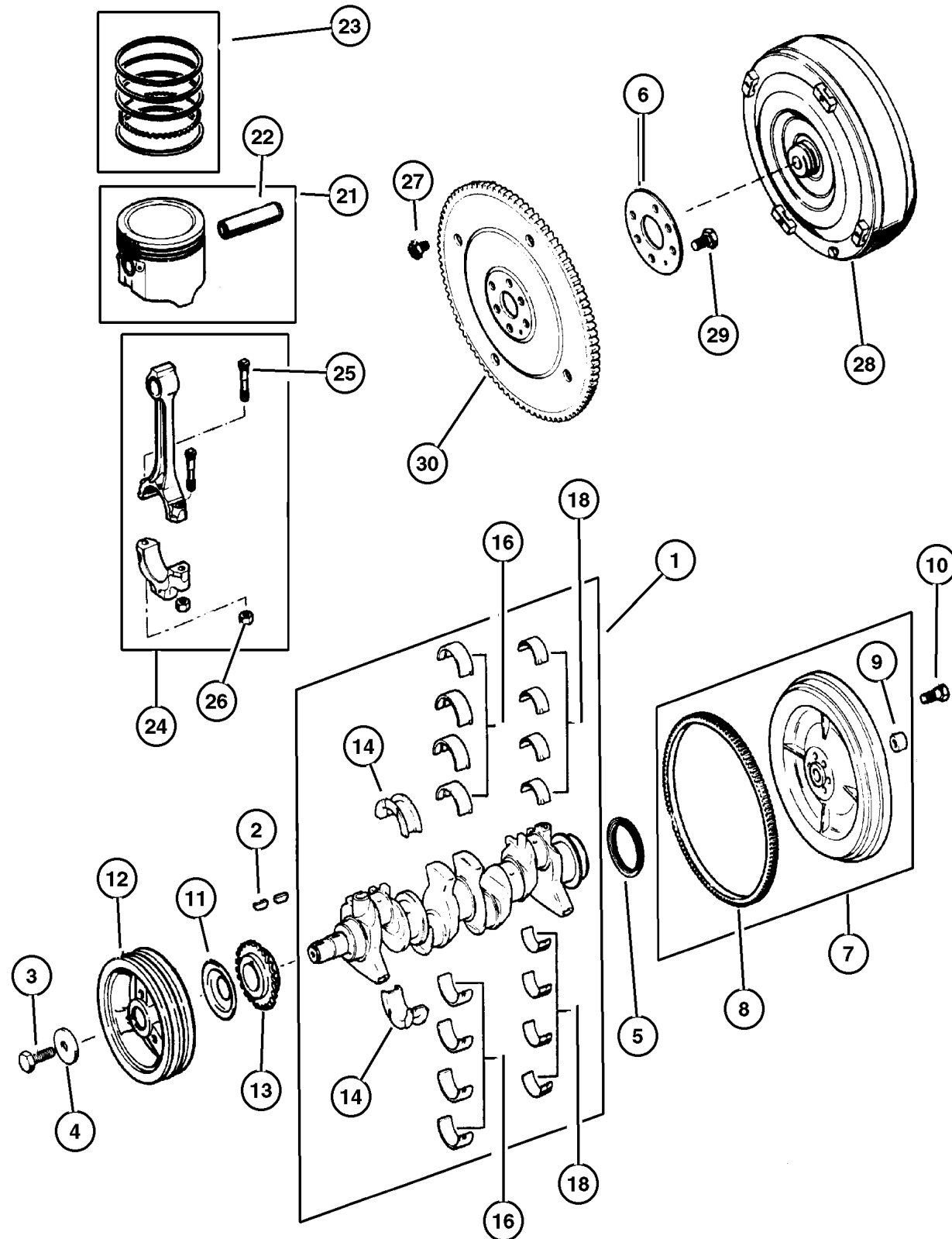
JEEP WRANGLER (TJ)

SERIES	LINE	BODY	ENGINE	TRANSMISSION
H = Sport	J = Wrangler 4WD	77 = 93.4 WB	EPE, EP0 = 2.5L Power Tech	DGG, DGD = 32RH 3 Spd. Auto.
L = SE	U = Wrangler 4WD (RHD)		ERH, ER0 = 4.0L Power Tech	DDQ = 5 Spd. Manual
P = Sahara				DDD = 5 Speed HD Manual
				DGO = Auto. Trans.
				DBB = Manual Trans.

AR = Use as required - = Non illustrated part # = New this model year

May 2, 2002

Crankshaft, Piston and Torque Converter, 2.5 (EPE)
Figure 2.5L4-410



ITEM	PART NUMBER	QTY	LINE	ENGINE	TRANS	DESCRIPTION
NOTE: EP0=All 2.5L Gas Engines DBB=All Manual Transmissions DG0=All Automatic Transmissions DGD=3 Speed Automatic Transmissions manual, 12 Disc Magazine.						
1	4713 051AB	1		EP0		CRANKSHAFT
2	6034 749	1		EP0, ER0		KEY, Crankshaft Sprocket
3	0182 776	1		EP0, ER0		BOLT
4	J323 0155	1		EP0, ER0		WASHER, Plain
5	3300 4143	1		EP0		SEAL, Rear Main Crankshaft
6	5211 7830	1		EP0	DG0	ADAPTER, Torque Converter
7	5302 0578	1		EP0	DBB	FLYWHEEL
8	J324 1718	1		EP0	DBB	GEAR, Ring
9	53009 180AB	1		ER0	DBB	BEARING, Pilot, For 2.5 Engine, Serviced in Flywheel
10	J400 7123	6		EP0	DBB	BOLT, Flywheel
11						SLINGER, Oil, (NOT REQUIRED)
12	33002 879AB	1		EP0		DAMPER, Crankshaft
13	3300 4020	1		EP0		GEAR, Crankshaft
14	8350 7084	1		EP0, ER0		BEARING PACKAGE, Crankshaft Thrust, Standard Size
-15	8350 7086	AR		EP0, ER0		BEARING PACKAGE, Crankshaft Thrust, .001" Undersize
16	8350 7079	4		EP0		BEARING PACKAGE, Crankshaft, Standard
-17	8350 7080	AR		EP0, ER0		BEARING PACKAGE, Crankshaft, .001 Undersize
18	83500 300AB	4		EP0		BEARING KIT, Connecting Rod, Standard
-19	83501 397AB	AR		EP0, ER0		BEARING KIT, Connecting Rod, .001 Undersize
-20	83500 301AB	AR		EP0, ER0		BEARING PACKAGE, Connecting Rod, .010 Undersize
21						PISTON PIN AND ROD
	#4798 329AC	4		EP0		B Size, 3.8746
	#4798 330AC	4		EP0		C Size, 3.8750
	#4798 331AC	4		EP0		D Size, 3.8754
	#4798 332AC	4		EP0		E Size, 3.8758
	#4798 333AC	4		EP0		F Size, 3.8762
22						PIN, Piston, Serviced in Piston Assembly, (NOT SERVICED)
23	4798 324	1		EP0		RING PACKAGE, Piston, Standard Size Complete Engine
24						ROD, Connecting, Serviced in Piston Assembly, (NOT SERVICED)
25	5302 0123	8		EP0		BOLT, Connecting Rod
26	J400 6385	8		EP0		NUT, Hex Flange, .3437-24

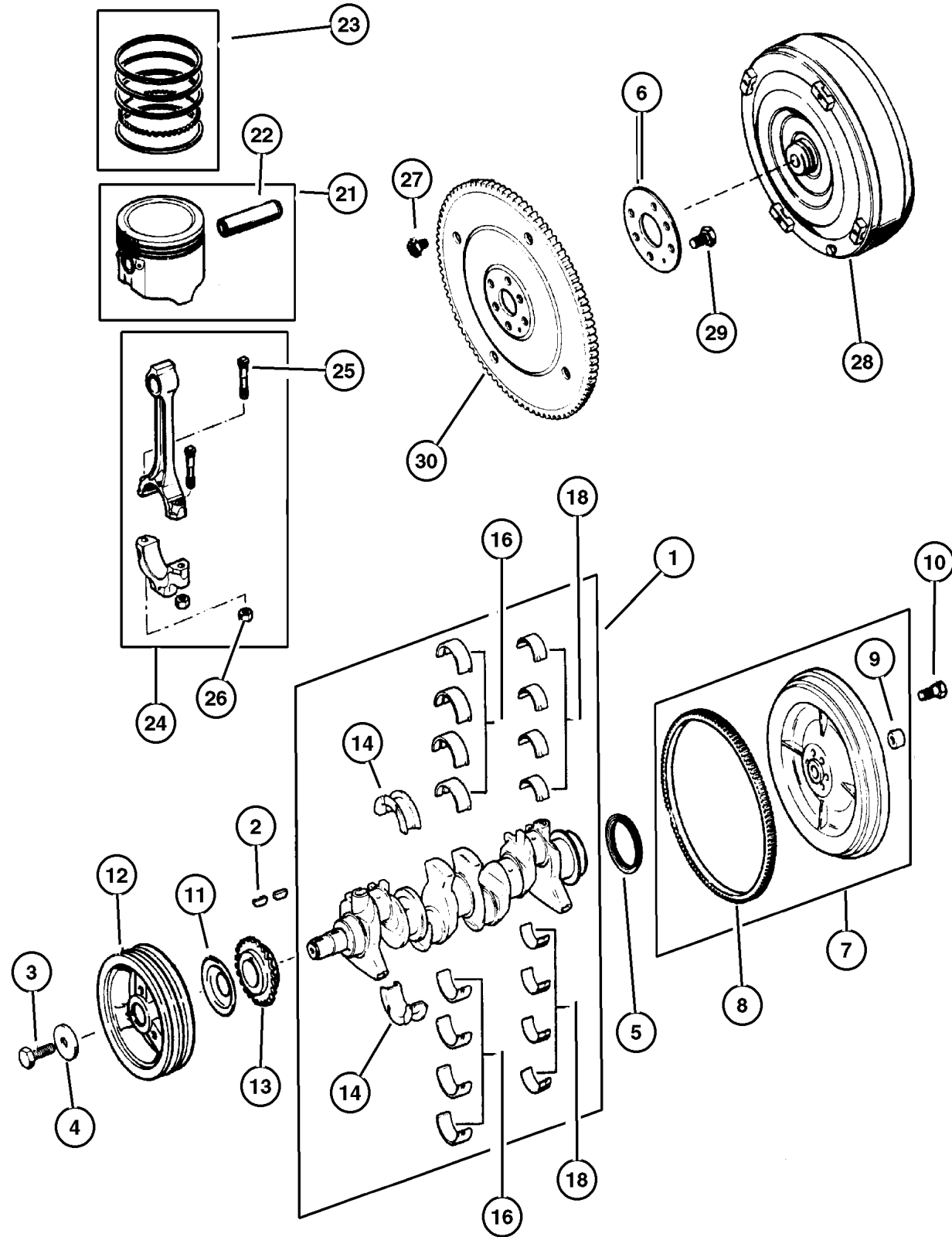
JEEP WRANGLER (TJ)

SERIES	LINE	BODY	ENGINE	TRANSMISSION
H = Sport	J = Wrangler 4WD	77 = 93.4 WB	EPE, EP0 = 2.5L Power Tech	DGG, DGD = 32RH 3 Spd. Auto.
L = SE	U = Wrangler 4WD (RHD)		ERH, ER0 = 4.0L Power Tech	DDQ = 5 Spd. Manual
P = Sahara				DDD = 5 Speed HD Manual
				DG0 = Auto. Trans.
				DBB = Manual Trans.

AR = Use as required - = Non illustrated part # = New this model year

May 2, 2002

**Crankshaft, Piston and Torque Converter, 2.5 (EPE)
Figure 2.5L4-410**



ITEM	PART NUMBER	QTY	LINE	ENGINE	TRANS	DESCRIPTION
27	6501 099	4	J		DGD	BOLT, Hex Head, M10x1.50 x 13.20
28	4736 388AB	1	J	EP0	DGD	CONVERTER, Torque
29	6034 780	6		EP0	DG0	BOLT, Hex Head, .437-24x1.20
30	5210 4139	1		EP0	DG0	PLATE, Torque Converter Drive

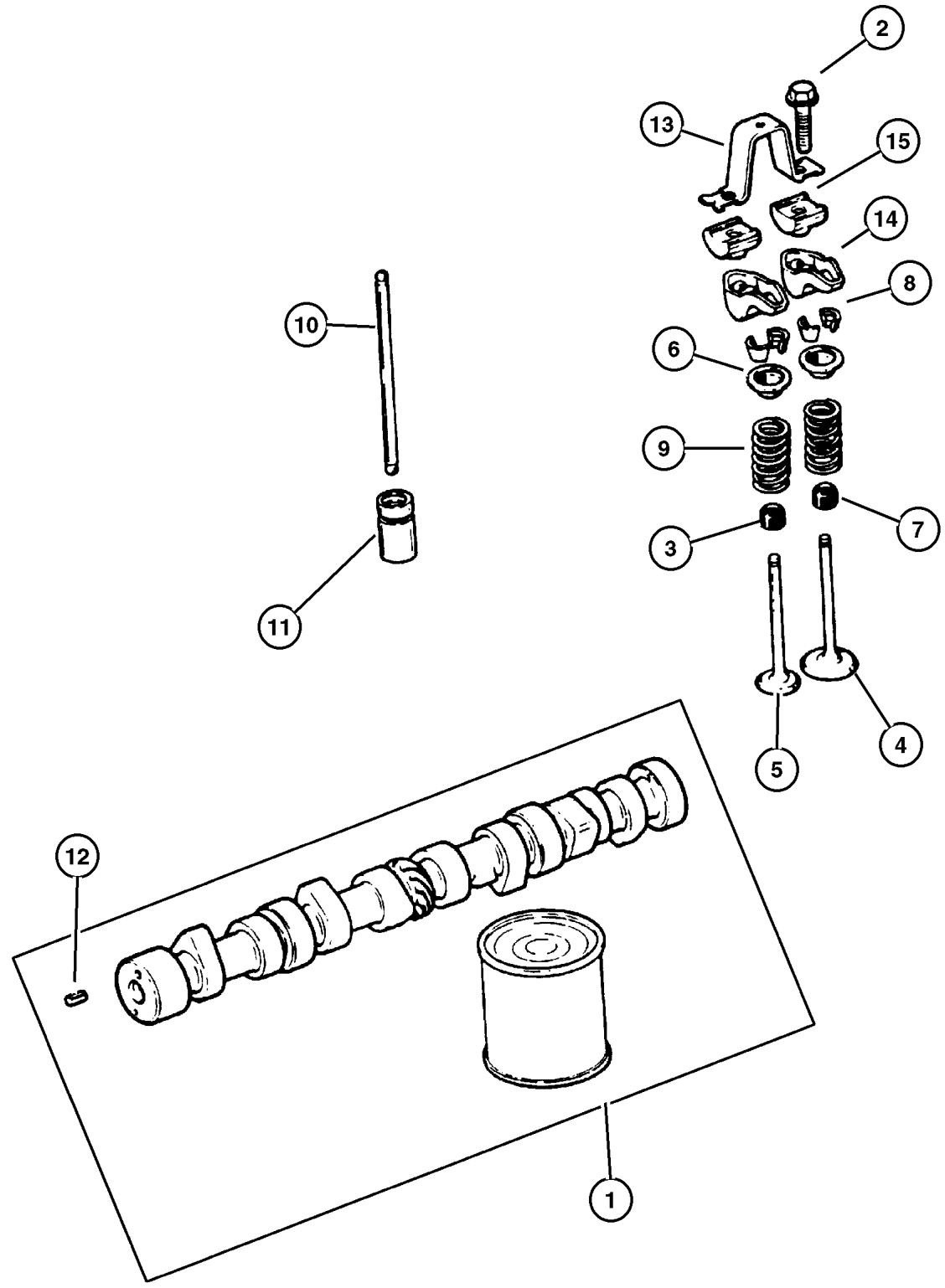
JEEP WRANGLER (TJ)

SERIES	LINE	BODY	ENGINE	TRANSMISSION
H = Sport	J = Wrangler 4WD	77 = 93.4 WB	EPE, EP0 = 2.5L Power Tech	DGG, DGD = 32RH 3 Spd. Auto.
L = SE	U = Wrangler 4WD (RHD)		ERH, ER0 = 4.0L Power Tech	DDQ = 5 Spd. Manual
P = Sahara				DDD = 5 Speed HD Manual
				DG0 = Auto. Trans.
				DBB = Manual Trans.

AR = Use as required - = Non illustrated part # = New this model year

May 2, 2002

**Camshaft and Valves, 2.5 (EPE)
Figure 2.5L4-510**

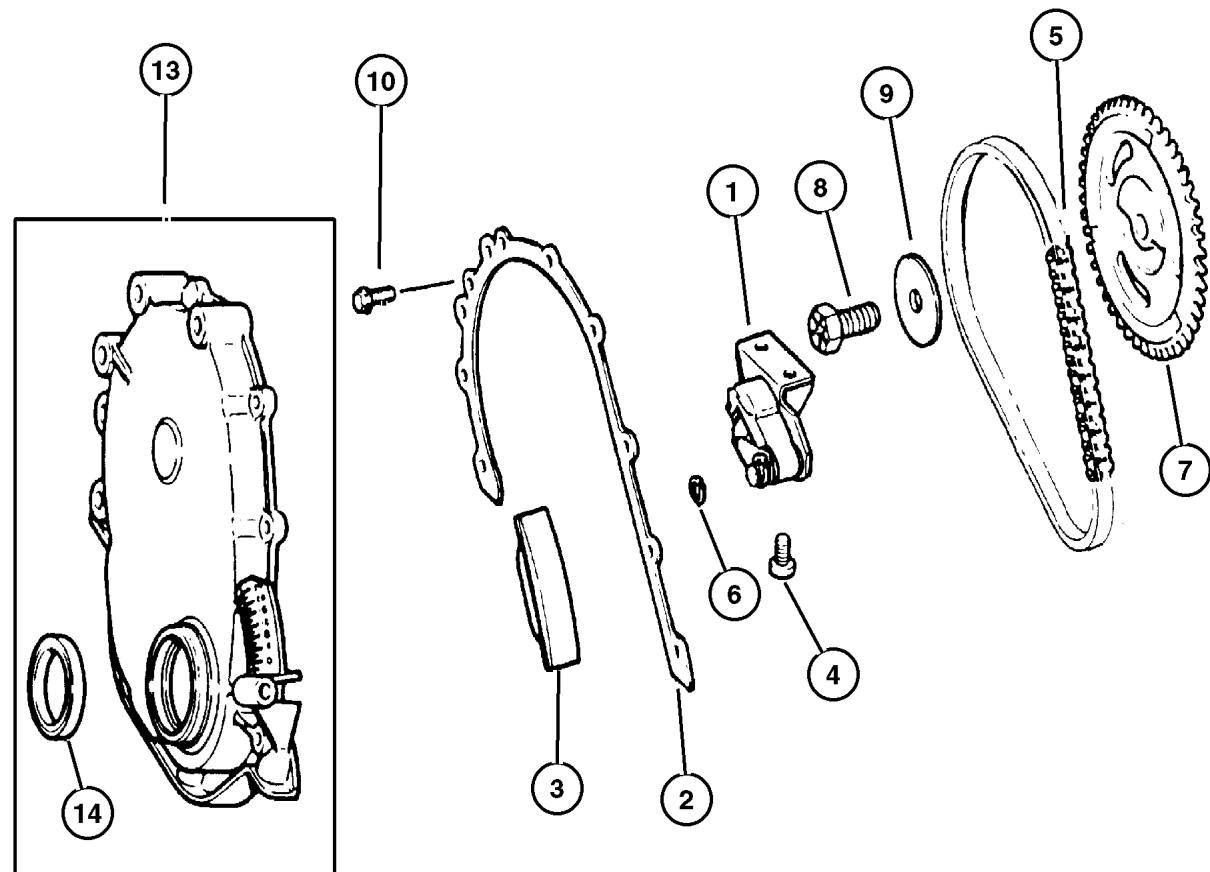


ITEM	PART NUMBER	QTY	LINE	ENGINE	TRANS	DESCRIPTION
NOTE: EP0=All 2.5L Gas Engines manual, 12 Disc Magazine.						
1	5302 0497	1		EP0		CAMSHAFT, Engine
2	J942 5708	8		EP0		BOLT, Hex Flange Head, .312-18x1.25
3	5300 9887	4		EP0		SEAL, Valve Guide, Exhaust
4	53010 512AA	4		EP0		VALVE, Intake, Standard
5	53010 513AA	4		EP0		VALVE, Exhaust, Standard
6	53010 514AA	8		EP0		RETAINER, Valve Spring
7	5300 9886	4		EP0		SEAL, Valve Guide, Intake
8	53010 515AA	16		EP0		LOCK, Valve Spring Retainer
9	5301 0388	8		EP0		SPRING, Valve
10	J324 1709	8		EP0		PUSH ROD, Valve
11	4740 269	8		EP0		TAPPET, Valve
12	J045 6384	1		EP0		DOWEL, Camshaft Sprocket
13	J323 6513	4		EP0		BRIDGE, Rocker Arm
14	J324 2393	8		EP0		ROCKER ARM, Valve
15	J323 5090	8		EP0		PIVOT, Rocker Arm

JEEP WRANGLER (TJ)		BODY	ENGINE	TRANSMISSION
SERIES	LINE	77 = 93.4 WB	EPE, EP0 = 2.5L Power Tech	DGG, DGD = 32RH 3 Spd. Auto.
H = Sport	J = Wrangler 4WD		ERH, ER0 = 4.0L Power Tech	DDQ = 5 Spd. Manual
L = SE	U = Wrangler 4WD (RHD)			DDD = 5 Speed HD Manual
P = Sahara				DG0 = Auto. Trans.
				DBB = Manual Trans.

AR = Use as required - = Non illustrated part # = New this model year

Timing Cover, 2.5 (EPE)
Figure 2.5L4-610



ITEM	PART NUMBER	QTY	LINE	ENGINE	TRANS	DESCRIPTION
NOTE: EP0=All 2.5L Gas Engines manual, 12 Disc Magazine.						
1	3300 3421	1		EP0		TENSIONER, Belt
2	5302 0487	1		EP0		GASKET, Front Cover
3	3300 3446	1		EP0, ER0		SNUBBER, Timing Chain
4	J400 6708	2		EP0		SCREW, Pan Head, .312-18x.56
5	J324 2300	1		EP0		CHAIN, Timing
6						CLIP, Serviced in Tensioner Assembly, (NOT SERVICED)
7	J324 2280	1		EP0		GEAR, Camshaft
8	J324 3156	1		EP0		BOLT, Hex Flange Head, .50-20x1.38
9	J317 3284	1		EP0		WASHER, Flat, .206 Diameter
10	6035 893	5		EP0, ER0		BOLT, Hex
-11	6035 894	2		EP0, ER0		SCREW
-12	6035 895	1		EP0		SCREW
13	5302 0222	1		EP0		COVER, Timing Belt
14	3300 4681	1		EP0		SEAL, Front Main Crankshaft

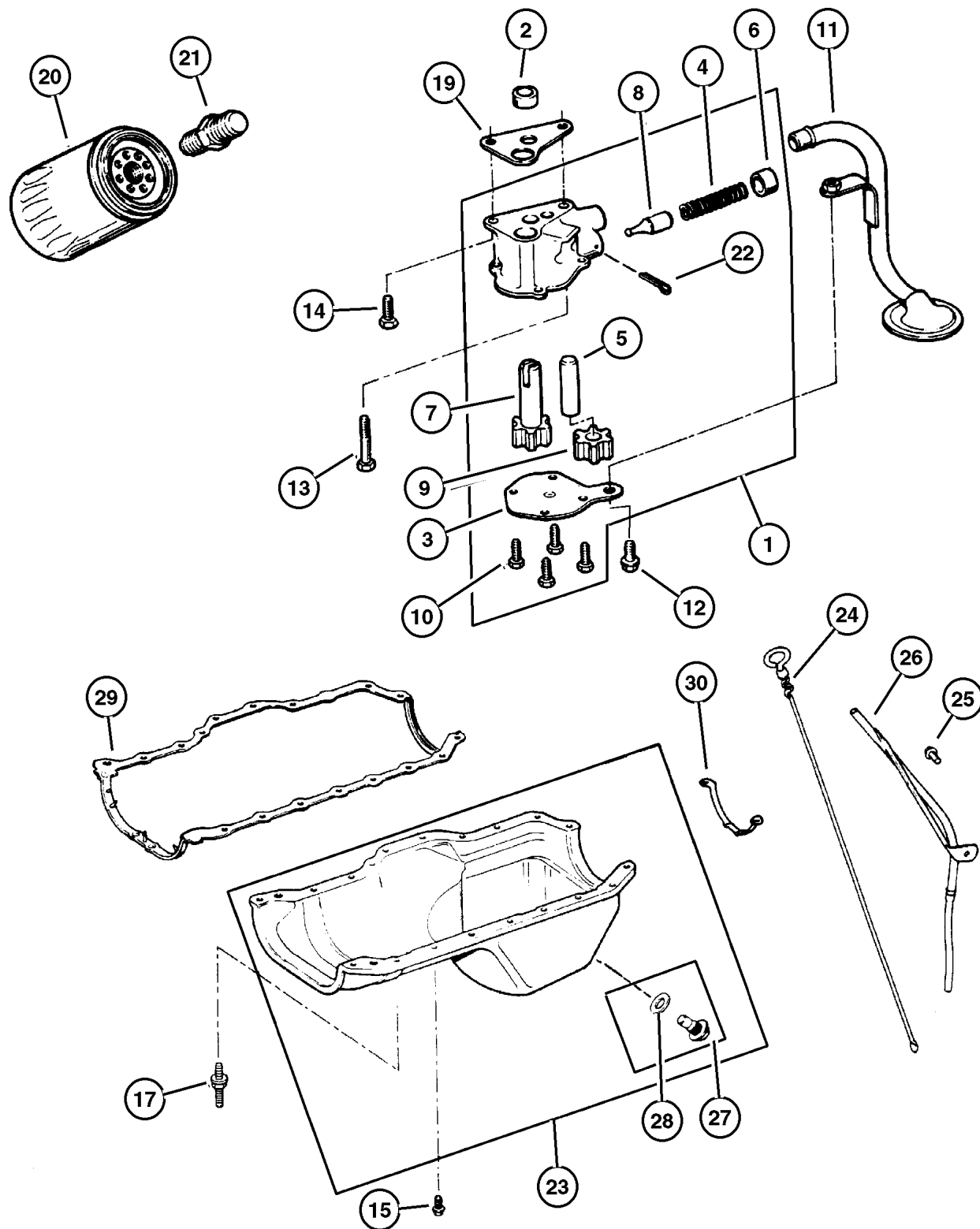
JEEP WRANGLER (TJ)

SERIES	LINE	BODY	ENGINE	TRANSMISSION
H = Sport	J = Wrangler 4WD	77 = 93.4 WB	EPE, EP0 = 2.5L Power Tech	DGG, DGD = 32RH 3 Spd. Auto.
L = SE	U = Wrangler 4WD (RHD)		ERH, ER0 = 4.0L Power Tech	DDQ = 5 Spd. Manual
P = Sahara				DDD = 5 Speed HD Manual
				DG0 = Auto. Trans.
				DBB = Manual Trans.

AR = Use as required - = Non illustrated part # = New this model year

May 2, 2002

**Engine Oiling, 2.5 (EPE)
Figure 2.5L4-710**



ITEM	PART NUMBER	QTY	LINE	ENGINE	TRANS	DESCRIPTION
Note; EP0= All 2.5L 4 Cylinder Gas Engines manual, 12 Disc Magazine.						
ER0= All 4.0L 6 Cylinder Gas Engines manual, 12 Disc Magazine.						
1	J324 1399	1		EP0		PUMP, Engine Oil
2	J400 5149	1		EP0, ER0		DOWEL, Oil Pump
3	J324 1733	1		EP0		COVER, Engine Oil Pump
4	J323 9668	1		EP0		SPRING, Oil Pressure Relief Valve
5	J317 1956	1		EP0		SHAFT, Oil Pump
6	J317 1958	1		EP0		RETAINER, Oil Release Valve
7	J317 2334	1		EP0		GEAR, Oil Pump
8	J318 8661	1		EP0		PLUNGER, Oil Pressure Relief Valve
9	J319 6843	1		EP0		GEAR, Oil Pump Driven
10	J941 6852	4		EP0		SCREW, Hex Flange Head, .25-20x.50
11	5302 0564	1		EP0		TUBE, Oil Pump Inlet
12						BOLT, .312-18x.625, (NOT SERVICED)
13	0154 593	1		EP0, ER0		SCREW, Hex Head Coned, .312-18x2.625
14	6022 235	1		EP0, ER0		BOLT AND WASHER, Hex Head, .312-18x1.00
15	6034 732	13		EP0		SCREW AND WASHER, Hex Head, .25-20x.545
-16	6034 483	3		EP0		SCREW, Hex Head Coned, .312-18x.875
17	6034 734	6		EP0		BOLT, Double Stud Hex, .250-20x1.437 & .250-20 x.700
-18	6034 733	1		EP0		STUD, .312-18/.250-20x1.680
19	J317 2332	1		EP0, ER0		GASKET, Oil Pump
20	5281 090	1		EP0, ER0		FILTER, Engine Oil
21	5300 7563	1		EP0, ER0		CONNECTOR, Oil Filter
22	J027 1448	1		EP0		PIN, Roll, 5/32" x 1.00"
23	5302 0560	1		EP0		PAN, Engine Oil
24	53010 444AB	1		EP0		INDICATOR, Engine Oil Level
25	6035 664	1		EP0, ER0		STUD, .312-18x1.560
26	5301 0343	1		EP0		TUBE, Oil Filler
27	6035 417	1		EP0		PLUG, Oil Drain
28						GASKET, Oil Drain Plug, Serviced in Plug, (NOT SERVICED)
29	5300 7567	1		EP0		GASKET, Oil Pan
30	53010 511AA	1		EP0		SUPPORT, Engine Oil Pan

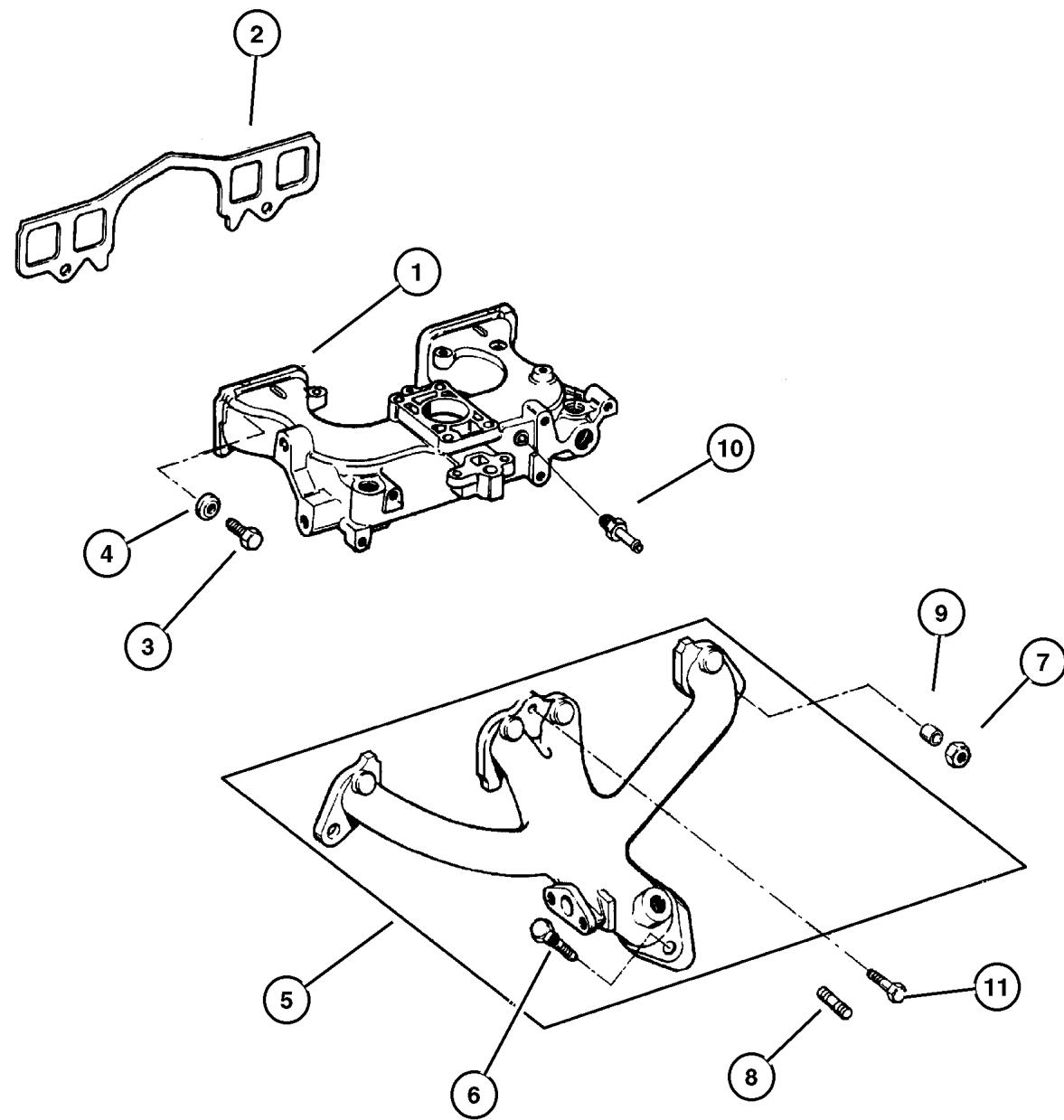
JEEP WRANGLER (TJ)

SERIES	LINE	BODY	ENGINE	TRANSMISSION
H = Sport	J = Wrangler 4WD	77 = 93.4 WB	EPE, EP0 = 2.5L Power Tech	DGG, DGD = 32RH 3 Spd. Auto.
L = SE	U = Wrangler 4WD (RHD)		ERH, ER0 = 4.0L Power Tech	DDQ = 5 Spd. Manual
P = Sahara				DDD = 5 Speed HD Manual
				DG0 = Auto. Trans.
				DBB = Manual Trans.

AR = Use as required - = Non illustrated part # = New this model year

May 2, 2002

**Manifold, Intake and Exhaust, 2.5 (EPE)
Figure 2.5L4-810**



ITEM	PART NUMBER	QTY	LINE	ENGINE	TRANS	DESCRIPTION
NOTE: EP0=All 2.5L Gas Engines, manual, 12 Disc Magazine.						
ERO= All 4.0L Gas Engines manual, 12 Disc Magazine.						
1	5301 0245	1		EP0		MANIFOLD, Intake
2	5302 0112	1		EP0		GASKET, Intake Manifold
3	6036 045AA	4		EP0		BOLT AND RETAINER, Hex Head
4	6036 171AA	2		EP0, ER0		NUT AND WASHER
5	5300 8860	1		EP0		MANIFOLD, Exhaust
6	J400 7109	2		EP0		STUD, .375-16x1.69
7	6036 171AA	2		EP0, ER0		NUT AND WASHER
8	6036 193AA	2		EP0, ER0		STUD, .375-16/.375-24x1.75
9	3300 3332	2		EP0		SPACER, Exhaust Manifold
10	4854 194	1		EP0		FITTING, Vacuum
11	6036 045AA	1		EP0, ER0		BOLT AND RETAINER, Hex Head

JEEP WRANGLER (TJ)		BODY	ENGINE	TRANSMISSION
SERIES	LINE	77 = 93.4 WB	EPE, EP0 = 2.5L Power Tech	DGG, DGD = 32RH 3 Spd. Auto.
H = Sport	J = Wrangler 4WD		ERH, ER0 = 4.0L Power Tech	DDQ = 5 Spd. Manual
L = SE	U = Wrangler 4WD (RHD)			DDD = 5 Speed HD Manual
P = Sahara				DG0 = Auto. Trans.
				DBB = Manual Trans.

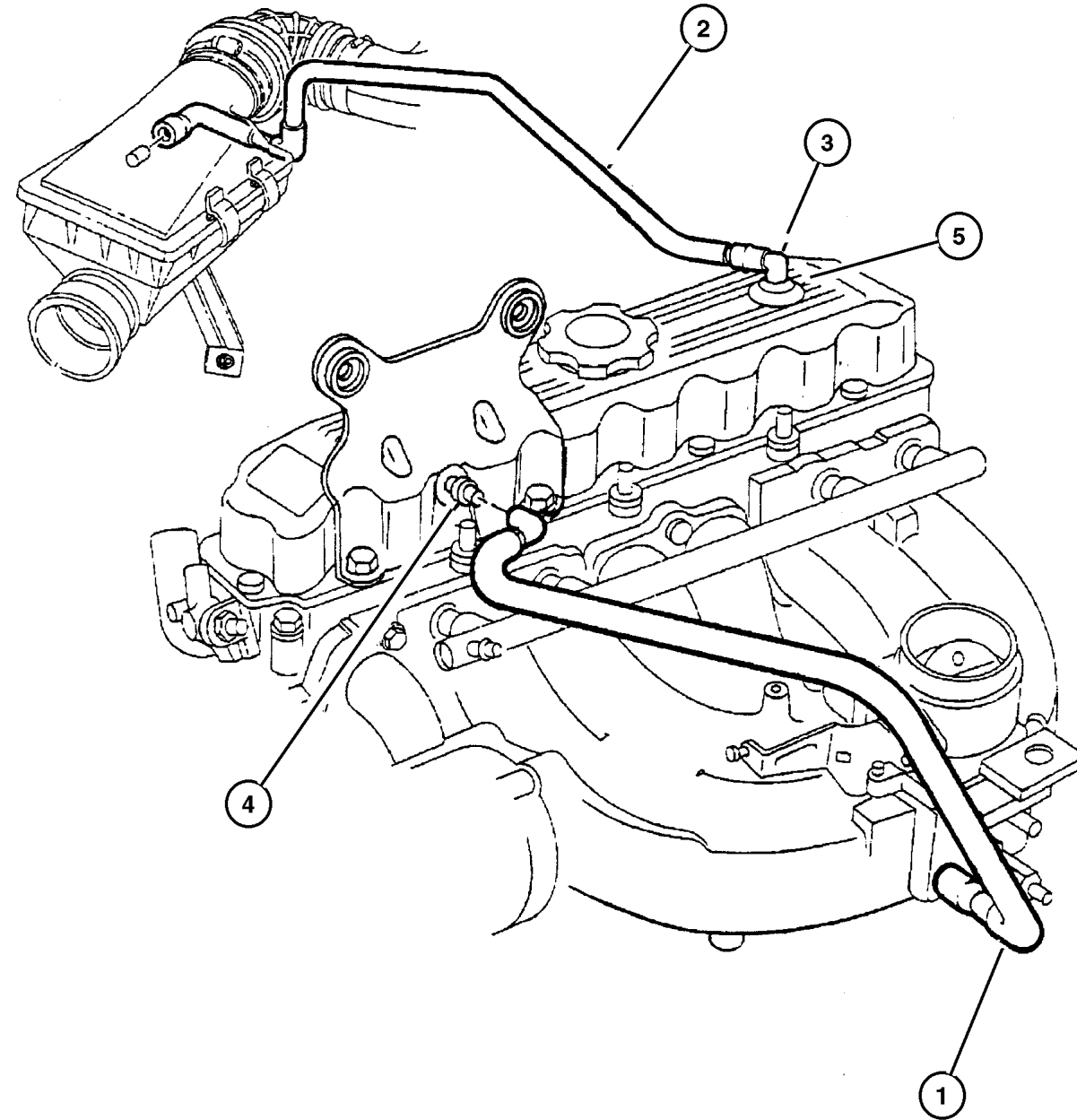
AR = Use as required - = Non illustrated part # = New this model year

**Crankcase Ventilation, 2.5 (EPE)
Figure 2.5L4-910**

ITEM	PART NUMBER	QTY	LINE	ENGINE	TRANS	DESCRIPTION
------	-------------	-----	------	--------	-------	-------------

NOTE: EP0=All 2.5L Gas Engines manual, 12 Disc Magazine.

1	4854 072	1		EP0		TUBE, Vent
2	5303 0614	1		EP0		TUBE, Crankcase Vent Valve
3	5303 0497	1		EP0, ER0		FITTING, Crankcase Vent Tube
4	3300 4175	1		EP0		CONNECTOR, Vacuum Hose
5	2946 079	1		EP0		GROMMET, Crankcase Vent



JEEP WRANGLER (TJ)

SERIES	LINE	BODY	ENGINE	TRANSMISSION
H = Sport	J = Wrangler 4WD	77 = 93.4 WB	EPE, EP0 = 2.5L Power Tech	DGG, DGD = 32RH 3 Spd. Auto.
L = SE	U = Wrangler 4WD (RHD)		ERH, ER0 = 4.0L Power Tech	DDQ = 5 Spd. Manual
P = Sahara				DDD = 5 Speed HD Manual
				DG0 = Auto. Trans.
				DBB = Manual Trans.

AR = Use as required - = Non illustrated part # = New this model year

May 2, 2002

Group – 4.0L

Engine 4.0L Six Cylinder

GROUP 4.0L - Engine 4.0L Six Cylinder

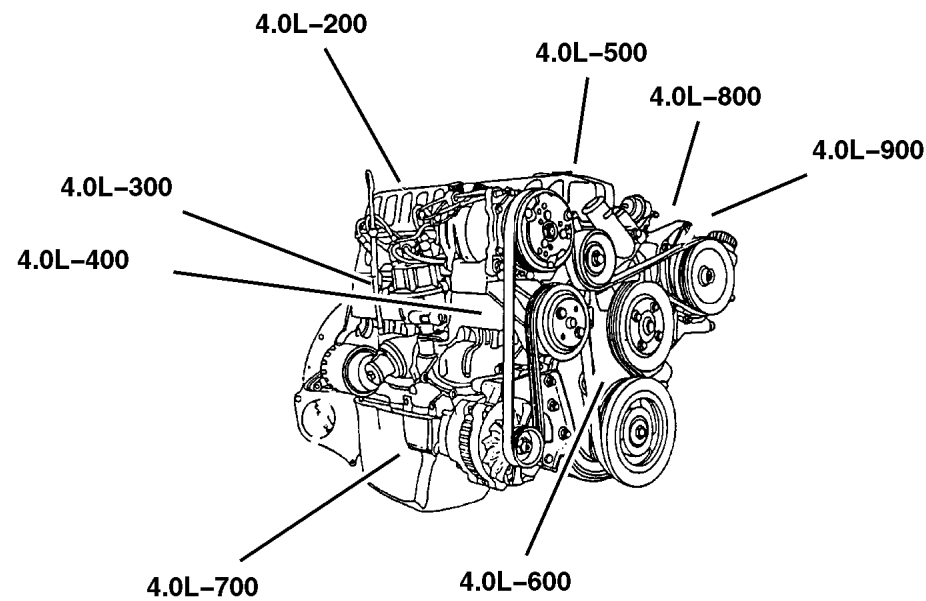


Illustration Title

Group-Fig. No.

Cylinder Head

Cylinder Head, 4.0 (ERH) Fig. 4.0L-210

Cylinder Block

Cylinder Block, 4.0 (ERH) Fig. 4.0L-310

Crankshaft, Piston and Torque Converter

Crankshaft, Piston and Torque Converter, 4.0 (ERH) Fig. 4.0L-410

Camshafts & Valves

Camshaft and Valves, 4.0 (ERH) Fig. 4.0L-510

Timing Belt and Cover

Timing Cover, 4.0 (ERH) Fig. 4.0L-610

Engine Oiling

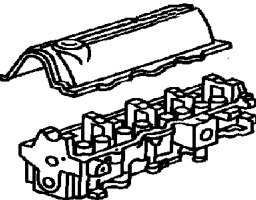
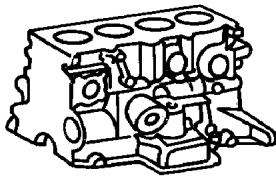

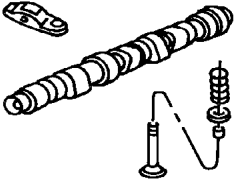
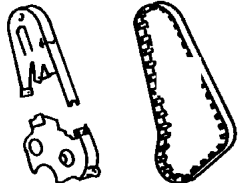

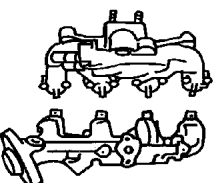
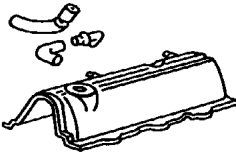
Engine Oiling, 4.0 (ERH) Fig. 4.0L-710

Manifolds

Manifold, Intake and Exhaust, 4.0 (ERH) Fig. 4.0L-810

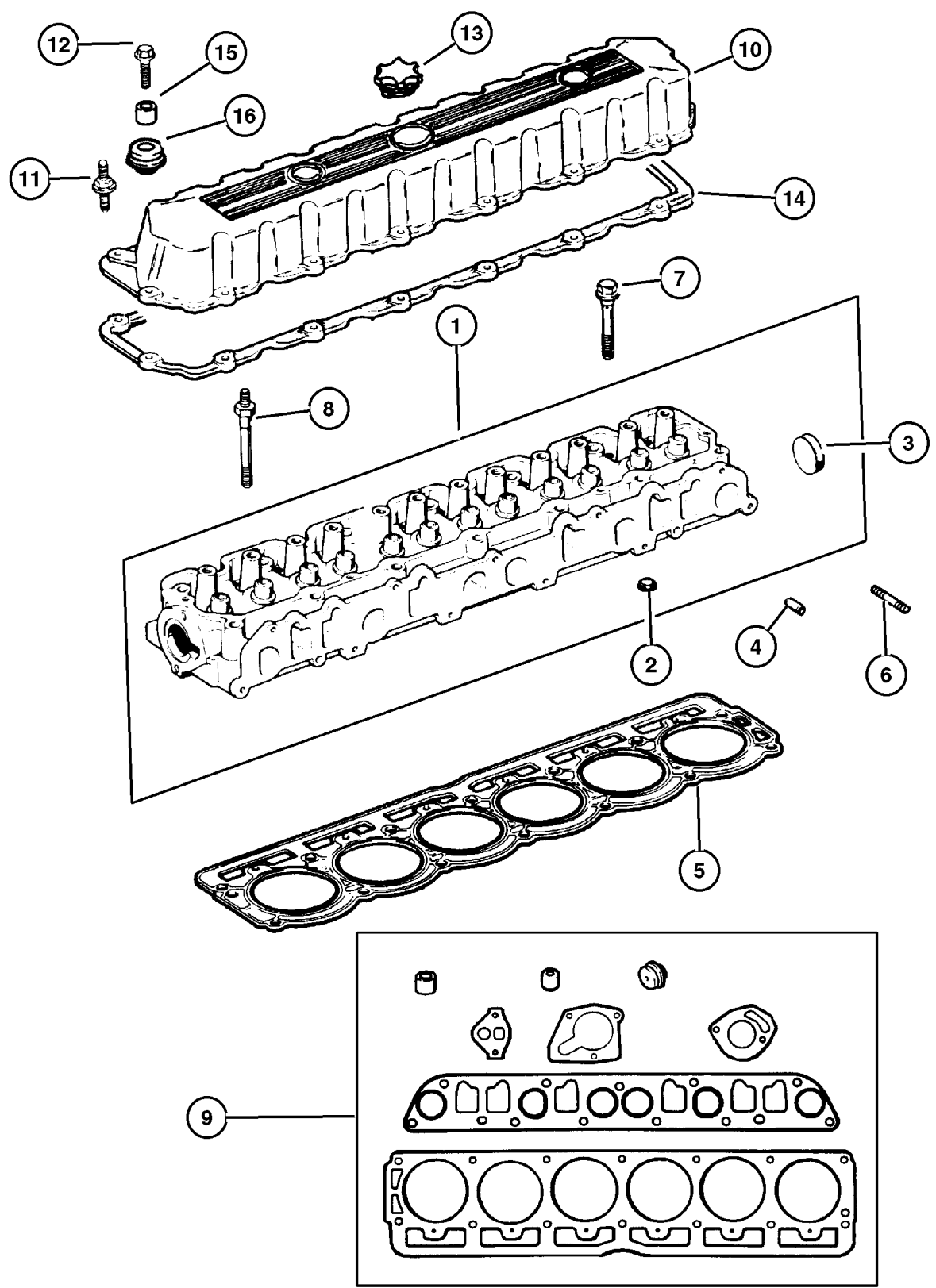
Crankcase Ventilation

Crankcase Ventilation, 4.0 (ERH) Fig. 4.0L-910

<p>4.0L-200 Cylinder Head</p> 	<p>4.0L-300 Cylinder Block</p> 	<p>4.0L-400 Crankshaft, Piston and Torque Converter</p> 	<p>4.0L-500 Camshafts & Valves</p> 
<p>4.0L-600 Timing Belt and Cover</p> 	<p>4.0L-700 Engine Oiling</p> 	<p>4.0L-800 Manifolds</p> 	<p>4.0L-900 Crankcase Ventilation</p> 

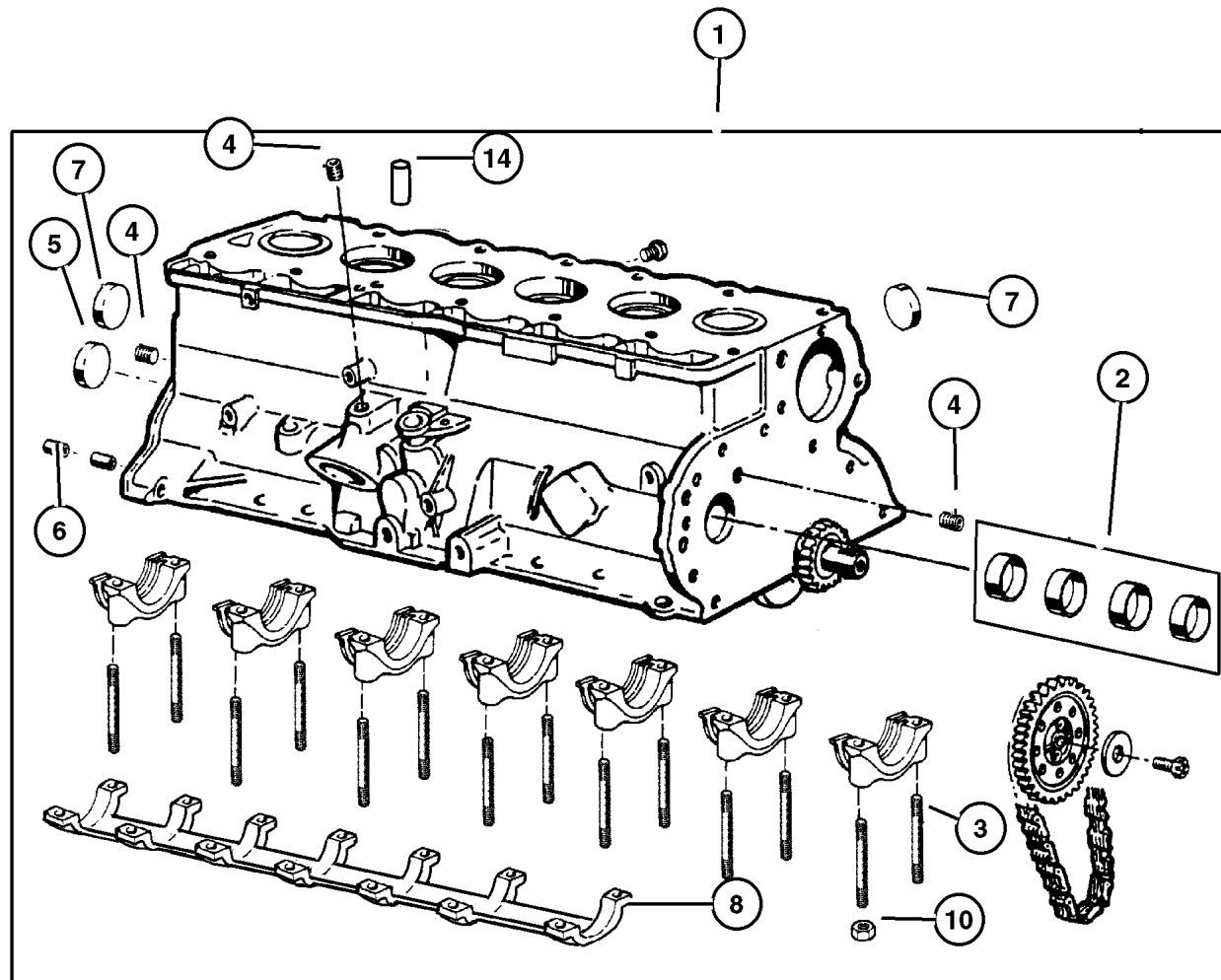
**Cylinder Head, 4.0 (ERH)
Figure 4.0L-210**

ITEM	PART NUMBER	QTY	LINE	ENGINE	TRANS	DESCRIPTION
NOTE: ER0=All 4.0L Engines DBB=All Manual Transmissions DG0=All Automatic Transmissions manual, 12 Disc Magazine.						
1	5301 0334	1		ER0		HEAD, Cylinder
2	J400 7434	4		ER0		PLUG, Cylinder Block Oil Hole
3	J310 5394	1		ER0		PLUG, Cylinder Block Oil Hole
4	J317 2318	2		EP0,		DOWEL, Cylinder Head To Intake
5	53020 754AB	1		ER0		GASKET, Cylinder Head
6	6036 193AA	2		EP0,		STUD, .375-16/.375-24x1.75
7				ER0		BOLT, Cylinder Head
	6035 514	5		ER0		
	6035 515	2		ER0		
8	6035 516	6		ER0		STUD, Double Ended, .50-13/.437-14x6.00
9	5012 365AA	1		ER0		GASKET PACKAGE, Engine Upper
10	5302 0323	1		ER0		COVER, Cylinder Head
11	6035 968AA	7		ER0		STUD, .250-20x2.00
12	6035 566	8		ER0		BOLT, Hex Flange Head, .250-20x1.00
13	4777 536	1		ER0		CAP, Oil Filler
14	53020 758AC	1		ER0		GASKET, Valve Cover
15	53020 598AB	15		ER0		SLEEVE, Torque Limiter
16	53010 424AB	15		ER0		GROMMET, Insulator

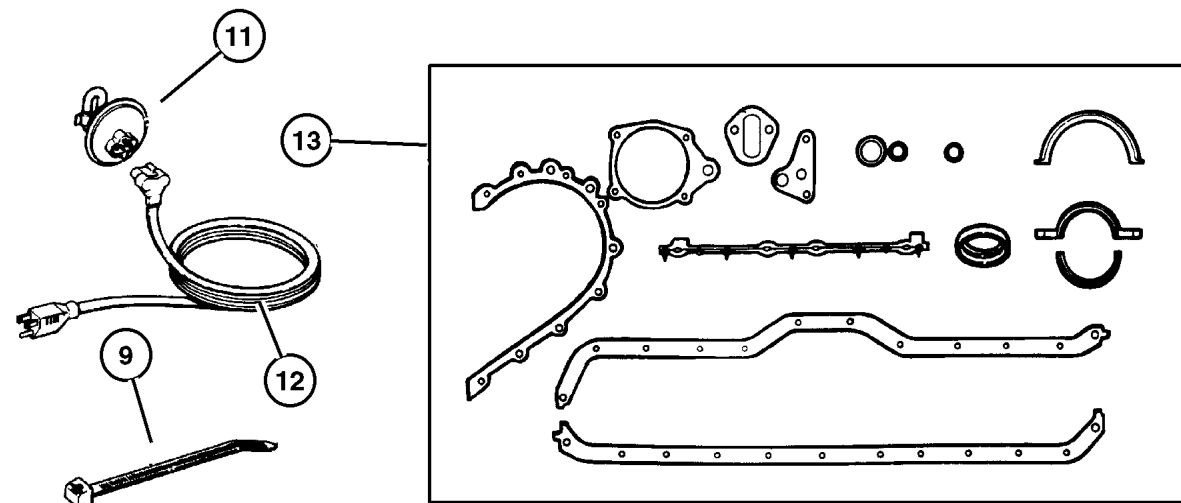


JEEP WRANGLER (TJ)				
SERIES	LINE	BODY	ENGINE	TRANSMISSION
H = Sport	J = Wrangler 4WD	77 = 93.4 WB	EPE, EP0 = 2.5L Power Tech	DGG, DGD = 32RH 3 Spd. Auto.
L = SE	U = Wrangler 4WD (RHD)		ERH, ER0 = 4.0L Power Tech	DDQ = 5 Spd. Manual
P = Sahara				DDD = 5 Speed HD Manual
				DG0 = Auto. Trans.
				DBB = Manual Trans.

**Cylinder Block, 4.0 (ERH)
Figure 4.0L-310**



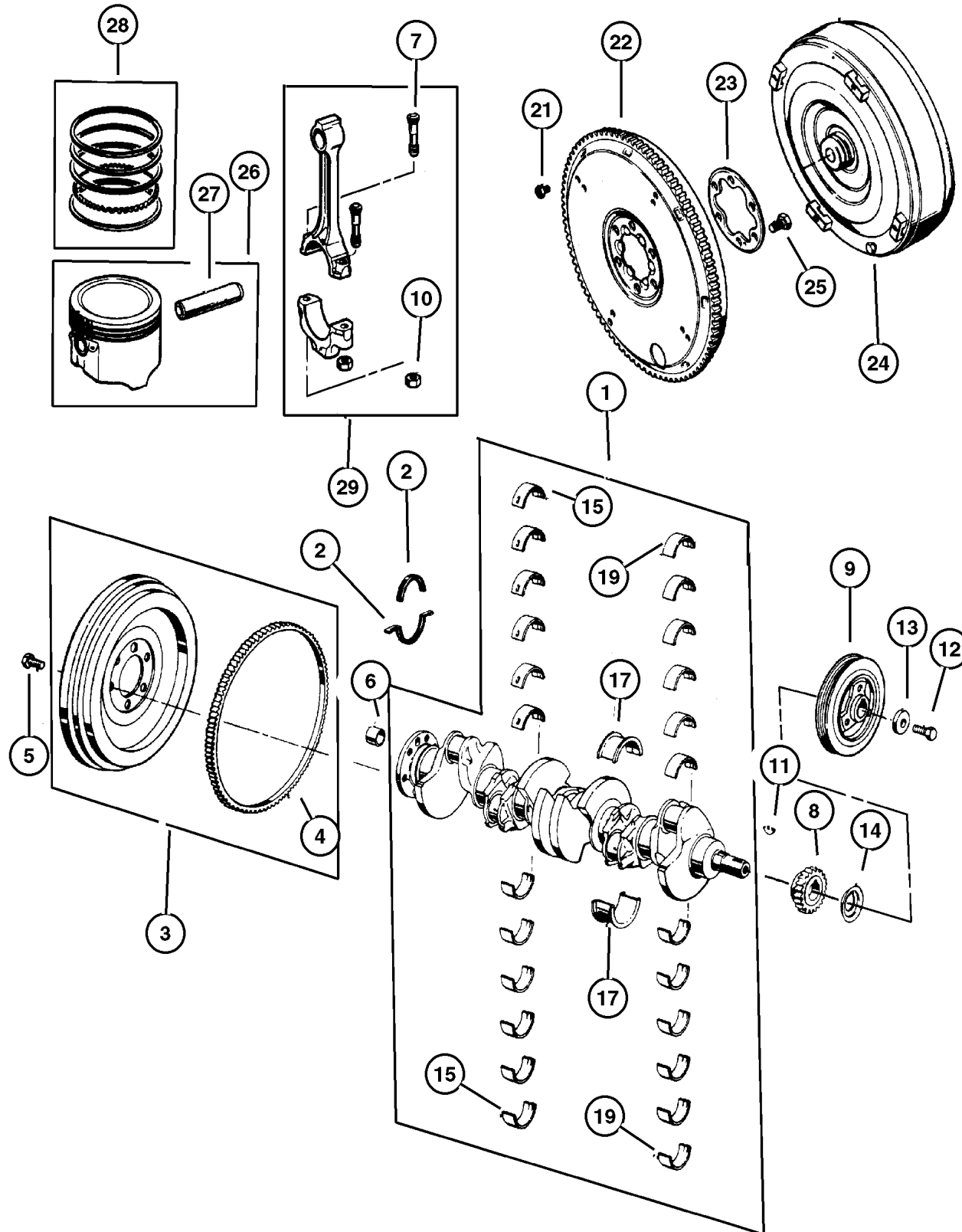
ITEM	PART NUMBER	QTY	LINE	ENGINE	TRANS	DESCRIPTION
NOTE: ER0=All 4.0L Engines DBB=All Manual Transmissions DG0=All Automatic Transmissions manual, 12 Disc Magazine.						
1	5013 161AC	1		ER0		BLOCK, Short, Contains: Crank, Rods, Pistons, Rings, Cam Bearings, Timing Chain, Sprockets
2	4636 985AB	1		ER0		BEARING PACKAGE, Camshaft, Standard Size
3	6035 207	14		ER0		STUD, .500-13/.375-16x3.97
4	6034 166	3		ER0		PLUG, Cylinder Block Oil Hole
5	J317 2313	1		EP0		PLUG, Camshaft
6	J400 5148	2		ER0		DOWEL, Transmission
7	J310 5394	6		ER0		PLUG, Cylinder Block Oil Hole
8	5302 0566	1		ER0		BRACE, Main Bearing Cap
9	4641 780	3		EP0, ER0		STRAP, Tie
10	0152 474	14		ER0		NUT, Hex Flange Lock, .375-16
11	8220 1506	1		ER0		HEATER PACKAGE, Engine Block
12	5601 6834	1		EP0, ER0		CORD, Engine Block Heater
13	5017 432AA	1		ER0		GASKET PACKAGE, Engine Lower
14	0141 215	2		ER0		DOWEL, .312 x .500
-15	5302 0465	1		ER0		PLUG, Cylinder Block, Rubber Style Plug



JEEP WRANGLER (TJ)				
SERIES	LINE	BODY	ENGINE	TRANSMISSION
H = Sport	J = Wrangler 4WD	77 = 93.4 WB	EPE, EP0 = 2.5L Power Tech	DGG, DGD = 32RH 3 Spd. Auto.
L = SE	U = Wrangler 4WD (RHD)		ERH, ER0 = 4.0L Power Tech	DDQ = 5 Spd. Manual
P = Sahara				DDD = 5 Speed HD Manual
				DG0 = Auto. Trans.
				DBB = Manual Trans.

AR = Use as required - = Non illustrated part # = New this model year

Crankshaft, Piston and Torque Converter, 4.0 (ERH)
Figure 4.0L-410



ITEM	PART NUMBER	QTY	LINE	ENGINE	TRANS	DESCRIPTION
NOTE: ER0=All 4.0L Engines DBB=All Manual Transmissions DG0=All Automatic Transmissions manual, 12 Disc Magazine.						
1	4864 726AB	1		ER0		CRANKSHAFT
2	5018 594AA	1		ER0		SEAL PACKAGE, Crankshaft
3	53020 519AB	1		ER0	DBB	FLYWHEEL
4	J317 9741	1		ER0	DBB	GEAR, Ring
5	J317 0524	6		ER0	DBB	BOLT, Flywheel
6	53009 180AB	1		ER0	DBB	BEARING, Pilot, Sleeve and Bearing
7	5302 0123	12		ER0		BOLT, Connecting Rod
8	5302 0443	1		ER0		GEAR, Crankshaft
9	33002 920AB	1		ER0		DAMPER, Crankshaft
10	J400 6385	12		ER0		NUT, Hex Flange, .3437-24
11	6034 749	1		EP0, ER0		KEY, Crankshaft Sprocket
12	0182 776	1		EP0, ER0		BOLT
13	J323 0155	1		EP0, ER0		WASHER, Plain
14						SLINGER, Oil, (NOT REQUIRED)
15	8350 7079	6		ER0		BEARING PACKAGE, Crankshaft, Standard
-16	8350 7080	AR		EP0, ER0		BEARING PACKAGE, Crankshaft, .001 Undersize
17	8350 7084	1		EP0, ER0		BEARING PACKAGE, Crankshaft Thrust, Standard Size
-18	8350 7086	AR		EP0, ER0		BEARING PACKAGE, Crankshaft Thrust, .001" Undersize
19	83500 300AB	6		ER0		BEARING KIT, Connecting Rod, Standard
-20	83501 397AB	AR		EP0, ER0		BEARING KIT, Connecting Rod, .001 Undersize
21	1949 765	4	J	ER0	DG0	SCREW, Hex Head Header Point, .312-24x.44
22	5211 8257	1		ER0	DG0	PLATE, Drive Plate
23	J321 4094	1		ER0	DG0	PLATE, Drive Plate Backing
24	4736 596	1		ER0	DG0	TORQUE CONVERTER
25	J315 1407	6		ER0	DG0	BOLT, Hex Head, .50-20x.56
26						PISTON PIN AND ROD
	#4798 329AC	6		ER0		B Size, 3.8742
	#4798 330AC	6		ER0		C Size, 3.8746
	#4798 331AC	6		ER0		D Size, 3.8750
	#4798 332AC	6		ER0		E Size, 3.8754
	#4798 333AC	6		ER0		F Size, 3.8758
27						PIN, Piston, Serviced in Piston Assembly, (NOT SERVICED)
28	4798 878	1		ER0		RING PACKAGE, Piston, Standard Size Complete Engine
29						ROD, Connecting, Serviced in Piston Assembly, (NOT SERVICED)

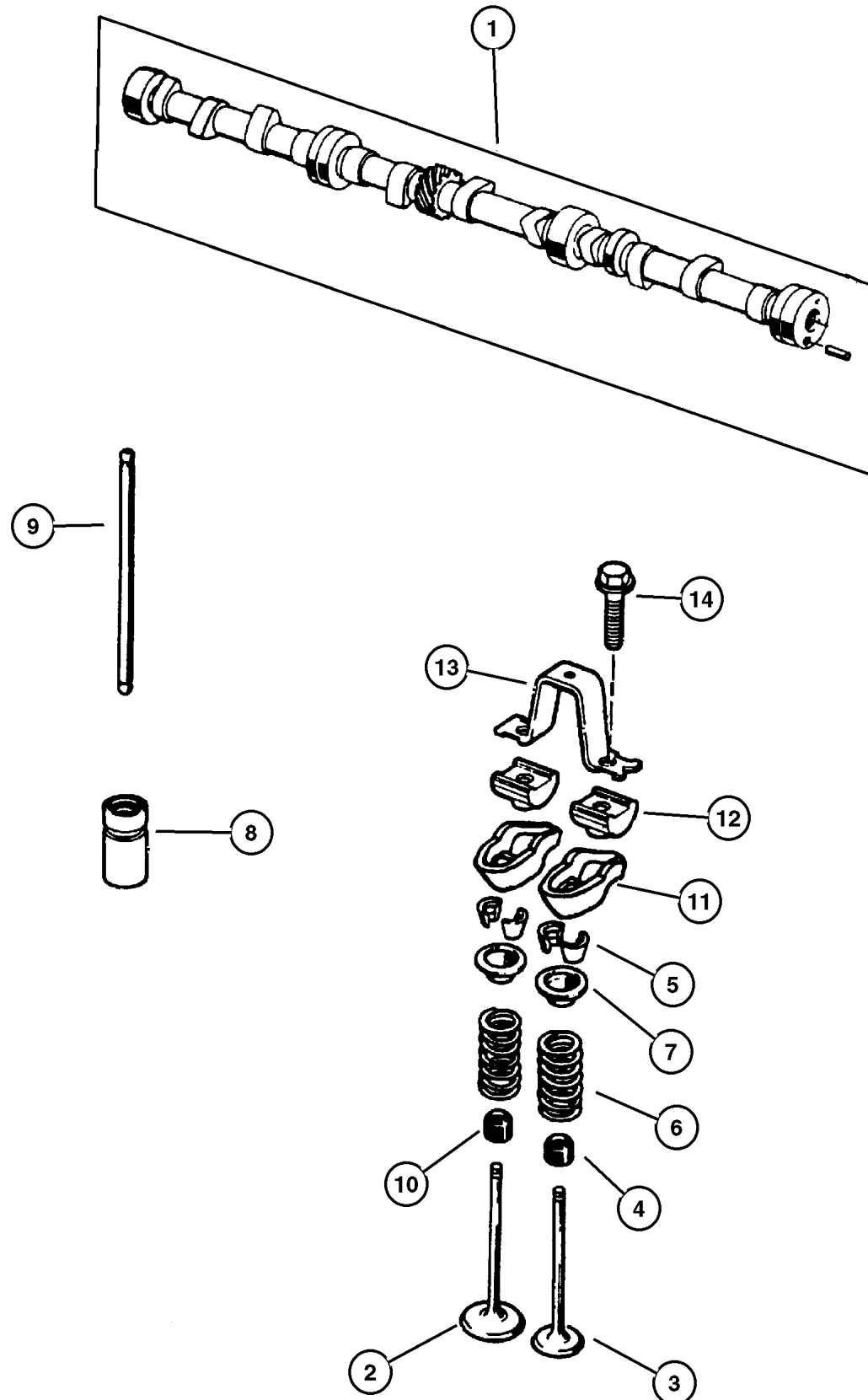
JEEP WRANGLER (TJ)

SERIES	LINE	BODY	ENGINE	TRANSMISSION
H = Sport	J = Wrangler 4WD	77 = 93.4 WB	EPE, EP0 = 2.5L Power Tech	DGG, DGD = 32RH 3 Spd. Auto.
L = SE	U = Wrangler 4WD (RHD)		ERH, ER0 = 4.0L Power Tech	DDQ = 5 Spd. Manual
P = Sahara				DDD = 5 Speed HD Manual
				DG0 = Auto. Trans.
				DBB = Manual Trans.

AR = Use as required - = Non illustrated part # = New this model year

May 2, 2002

**Camshaft and Valves, 4.0 (ERH)
Figure 4.0L-510**



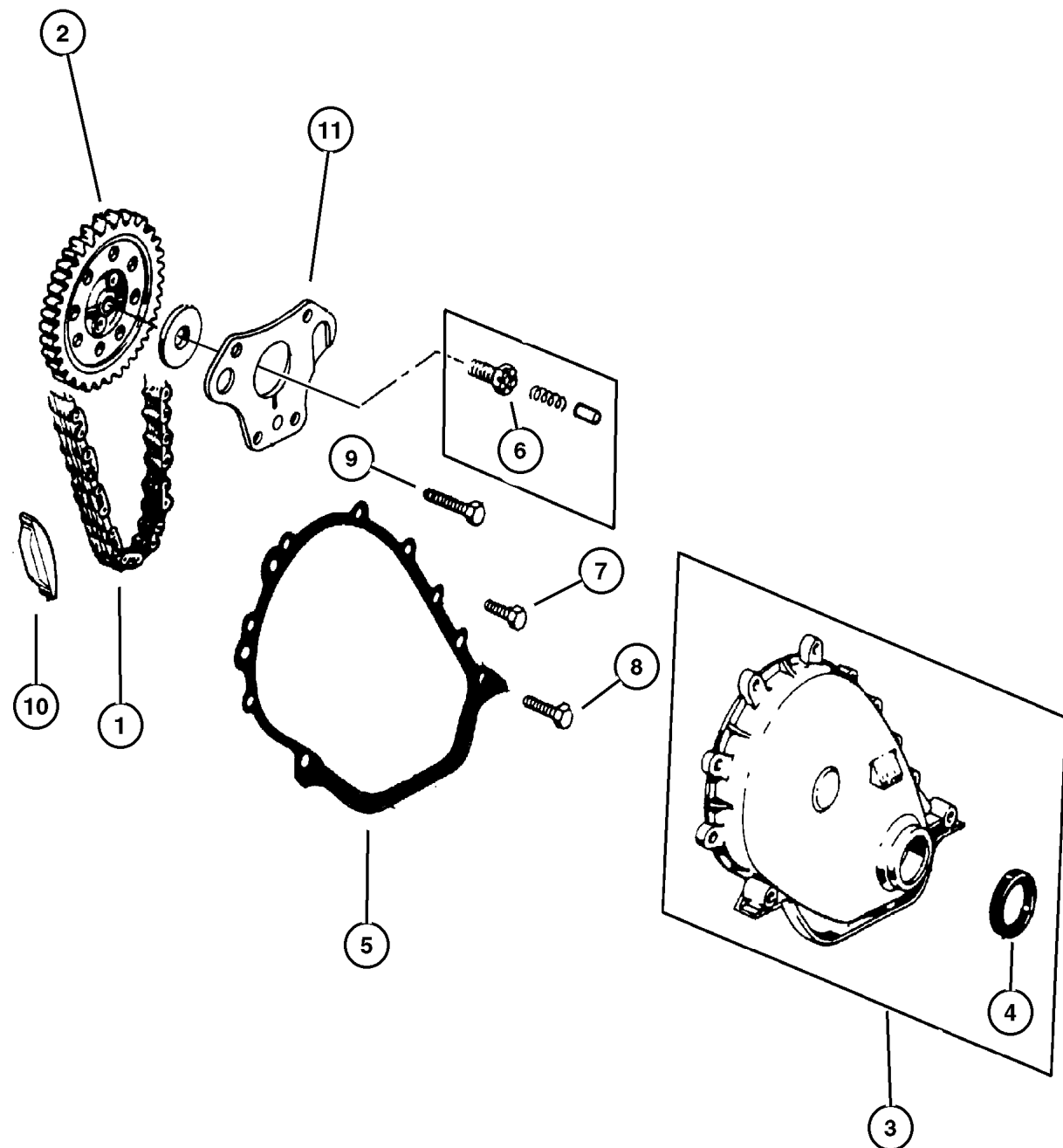
ITEM	PART NUMBER	QTY	LINE	ENGINE	TRANS	DESCRIPTION
NOTE: ER0=All 4.0L Engines manual, 12 Disc Magazine.						
1	53010 448AA	1		ER0		CAMSHAFT
2	53010 512AA	6		ER0		VALVE, Intake, Standard
3	53010 513AA	6		ER0		VALVE, Exhaust, Standard
4	5300 9887	6		ER0		SEAL, Valve Guide, Exhaust
5	53010 515AA	24		ER0		LOCK, Valve Spring Retainer
6	5301 0388	12		ER0		SPRING, Valve
7	53010 514AA	12		ER0		RETAINER, Valve Spring
8	4740 269	12		ER0		TAPPET, Valve
9	3300 2986	12		ER0		PUSH ROD, Valve
10	5300 9886	6		ER0		SEAL, Valve Guide, Intake
11	J324 2393	12		ER0		ROCKER ARM, Valve
12	J323 5090	12		ER0		PIVOT, Rocker Arm
13	J323 6513	6		ER0		BRIDGE, Rocker Arm
14	J942 5708	12		ER0		BOLT, Hex Flange Head, .312-18x1.25

JEEP WRANGLER (TJ)		BODY	ENGINE	TRANSMISSION
SERIES	LINE	77 = 93.4 WB	EPE, EP0 = 2.5L Power Tech	DGG, DGD = 32RH 3 Spd. Auto.
H = Sport	J = Wrangler 4WD		ERH, ER0 = 4.0L Power Tech	DDQ = 5 Spd. Manual
L = SE	U = Wrangler 4WD (RHD)			DDD = 5 Speed HD Manual
P = Sahara				DG0 = Auto. Trans.
				DBB = Manual Trans.

AR = Use as required - = Non illustrated part # = New this model year

May 2, 2002

Timing Cover, 4.0 (ERH)
Figure 4.0L-610



ITEM	PART NUMBER	QTY	LINE	ENGINE	TRANS	DESCRIPTION
Note; EP0= All 2.5L 4 Cylinder Gas Engines manual, 12 Disc Magazine.						
ER0= All 4.0L 6 Cylinder Gas Engines manual, 12 Disc Magazine.						
1	5302 0444	1		ER0		CHAIN, Timing
2	53010 557AA	1		ER0		SPROCKET, Camshaft
3	5301 0421	1		ER0		COVER, Timing Belt
4	3300 4681	1		ER0		SEAL, Front Main Crankshaft
5	5302 0487	1		ER0		GASKET, Front Cover
6	6024 030	1		ER0		SCREW AND WASHER, Hex
7	6035 893	5		EP0,		BOLT, Hex
				ER0		
8	6035 895	2		ER0		SCREW
9	6035 894	2		EP0,		SCREW
				ER0		
10	3300 3446	1		EP0,		SNUBBER, Timing Chain
				ER0		
11	5301 0401	1		ER0		PLATE, Camshaft Thrust
-12	6035 975AA	2		ER0		SCREW, Pan Head

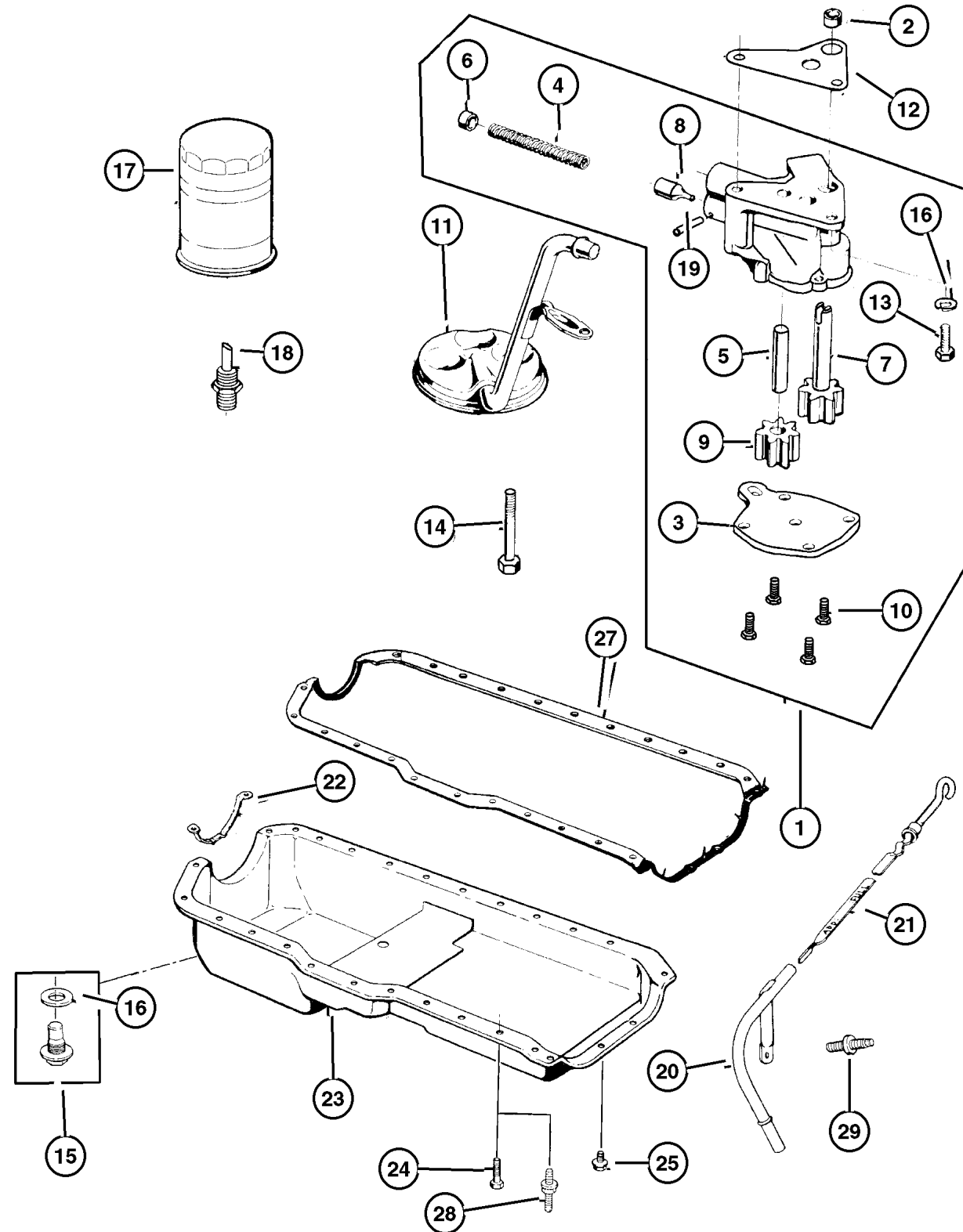
JEEP WRANGLER (TJ)

SERIES	LINE	BODY	ENGINE	TRANSMISSION
H = Sport	J = Wrangler 4WD	77 = 93.4 WB	EPE, EP0 = 2.5L Power Tech	DGG, DGD = 32RH 3 Spd. Auto.
L = SE	U = Wrangler 4WD (RHD)		ERH, ER0 = 4.0L Power Tech	DDQ = 5 Spd. Manual
P = Sahara				DDD = 5 Speed HD Manual
				DG0 = Auto. Trans.
				DBB = Manual Trans.

AR = Use as required - = Non illustrated part # = New this model year

May 2, 2002

**Engine Oiling, 4.0 (ERH)
Figure 4.0L-710**



ITEM	PART NUMBER	QTY	LINE	ENGINE	TRANS	DESCRIPTION
Note; EP0= 2.5L 4 Cylinder Gas Engines manual, 12 Disc Magazine.						
ER0= 4.0L 6 Cylinder Gas Engines manual, 12 Disc Magazine.						
1	J324 1399	1		ER0		PUMP, Engine Oil
2	J400 5149	1		EP0, ER0		DOWEL, Oil Pump
3	J324 1733	1		ER0		COVER, Engine Oil Pump
4	J323 9668	1		ER0		SPRING, Oil Pressure Relief Valve
5	J317 1956	1		ER0		SHAFT, Oil Pump
6	J317 1958	1		ER0		RETAINER, Oil Release Valve
7	J317 2334	1		ER0		GEAR, Oil Pump
8	J318 8661	1		ER0		PLUNGER, Oil Pressure Relief Valve
9	J319 6843	1		ER0		GEAR, Oil Pump Driven
10	J941 6852	4		ER0		SCREW, Hex Flange Head, .25-20x.50
11	3300 2696	1		ER0		TUBE, Oil Pump Inlet
12	J317 2332	1		EP0, ER0		GASKET, Oil Pump
13	6022 235	1		EP0, ER0		BOLT AND WASHER, Hex Head, .312-18x1.00
14	0154 593	1		EP0, ER0		SCREW, Hex Head Coned, .312-18x2.625
15	6035 417	1		ER0		PLUG, Oil Drain
16						GASKET, Oil Drain Plug, Serviced in Plug, (NOT SERVICED)
17	5281 090	1		EP0, ER0		FILTER, Engine Oil
18	5300 7563	1		EP0, ER0		CONNECTOR, Oil Filter
19	J027 1448	1		ER0		PIN, Roll, 5/32" x 1.00"
20	5302 0782	1		ER0		TUBE, Oil Filler
21	5301 0445	1		ER0		INDICATOR, Engine Oil Level
22	53010 511AA	1		ER0		SUPPORT, Engine Oil Pan
23	5301 0340	1		ER0		PAN, Engine Oil
24	6034 732	14		ER0		SCREW AND WASHER, Hex Head, .25-20x.545
25	6034 483	3		ER0		SCREW, Hex Head Coned, .312-18x.875
-26	6034 733	1		ER0		STUD, .312-18/.250-20x1.680
27	53007 568AC	1		ER0		GASKET, Oil Pan
28	6034 734	10		ER0		BOLT, Double Stud Hex, .250-20x1.437 & .250-20 x.700
29	6035 664	1		EP0, ER0		STUD, .312-18x1.560
-30	5083 881AA	1		ER0		DRIVE, OIL PUMP

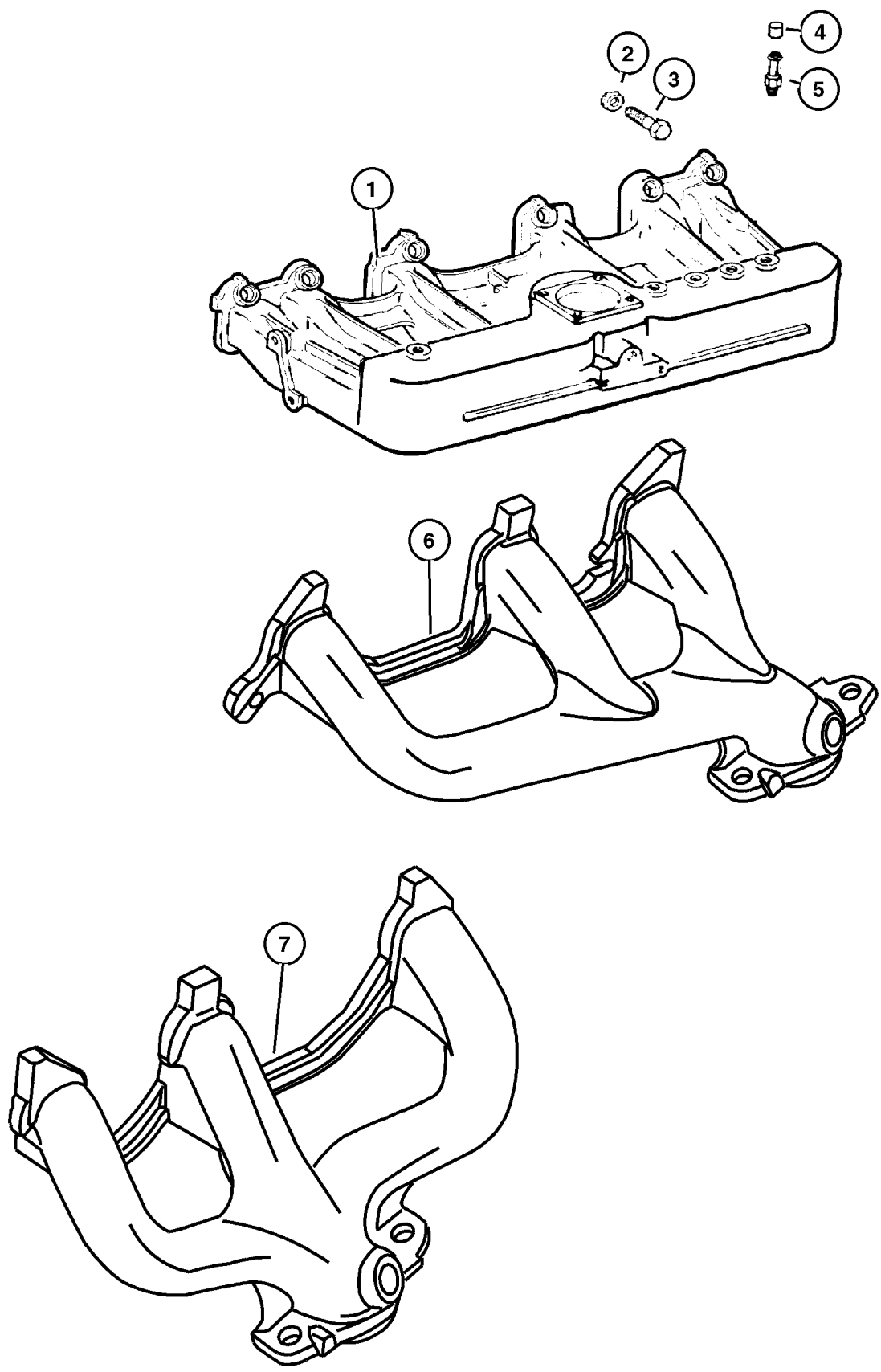
JEEP WRANGLER (TJ)

SERIES	LINE	BODY	ENGINE	TRANSMISSION
H = Sport	J = Wrangler 4WD	77 = 93.4 WB	EPE, EP0 = 2.5L Power Tech	DGG, DGD = 32RH 3 Spd. Auto.
L = SE	U = Wrangler 4WD (RHD)		ERH, ER0 = 4.0L Power Tech	DDQ = 5 Spd. Manual
P = Sahara				DDD = 5 Speed HD Manual
				DG0 = Auto. Trans.
				DBB = Manual Trans.

AR = Use as required - = Non illustrated part # = New this model year

May 2, 2002

**Manifold, Intake and Exhaust, 4.0 (ERH)
Figure 4.0L-810**



ITEM	PART NUMBER	QTY	LINE	ENGINE	TRANS	DESCRIPTION
------	-------------	-----	------	--------	-------	-------------

Note: [EP0]= All 2.5L 4 Cylinder Gas Engines manual, 12 Disc Magazine.
[ER0]= All 4.0L 6 Cylinder Gas Engines manual, 12 Disc Magazine.

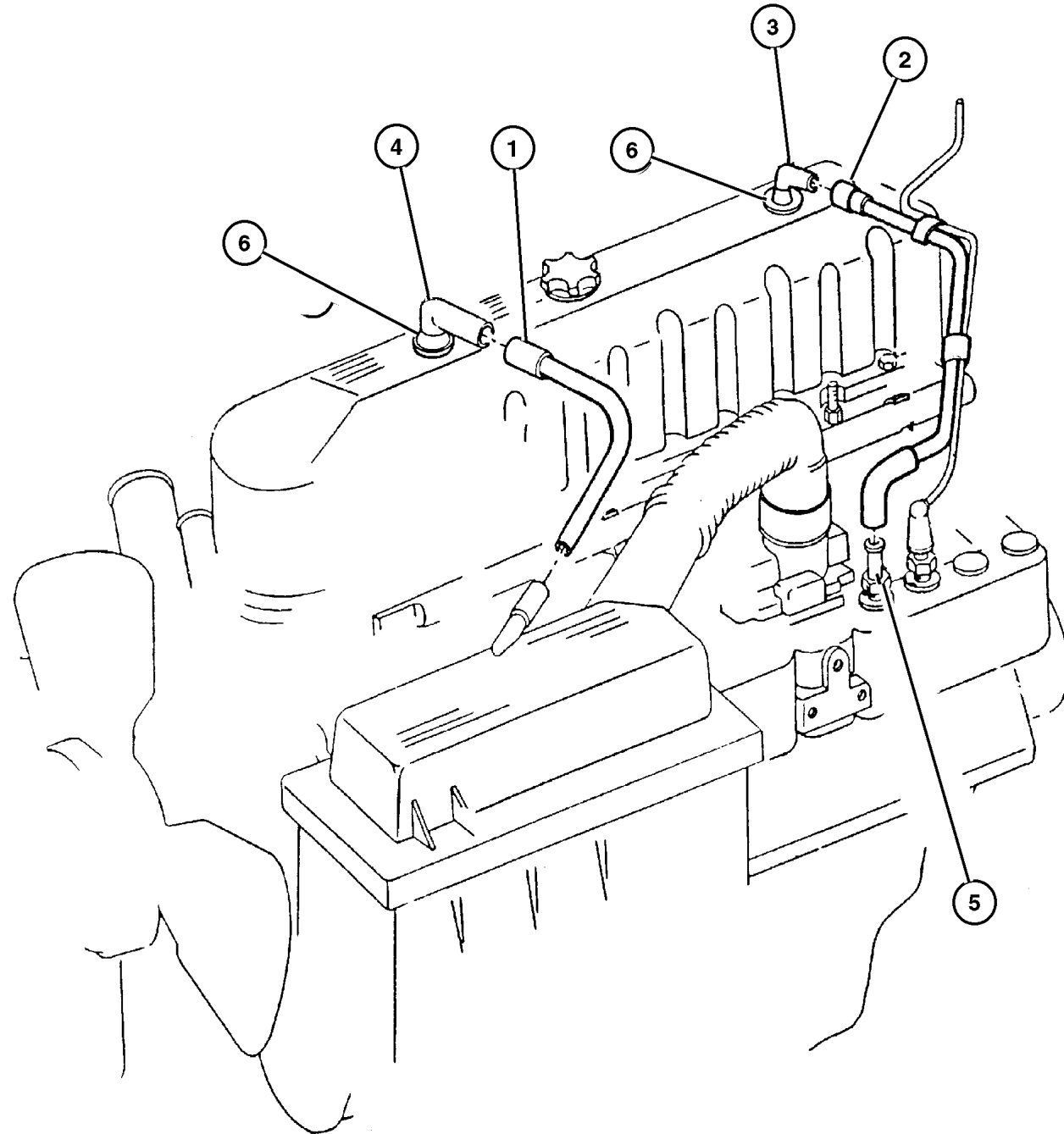
1	4854 197AA	1		ER0		MANIFOLD, Intake
2	6036 171AA	2		EP0, ER0		NUT AND WASHER
3	6036 045AA	1		EP0, ER0		BOLT AND RETAINER, Hex Head
4	3580 172	1		ER0		CAP, Vacuum
5	4854 194	1		ER0		FITTING, Vacuum
6	5301 0196	1		ER0		MANIFOLD, Exhaust, Front
7	5301 0199	1		ER0		MANIFOLD, Exhaust, Rear
-8	4854 038	1		ER0		GASKET, Intake/Exhaust Manifold
-9	6036 193AA	2		EP0, ER0		STUD, .375-16/.375-24x1.75
-10	6506 546AA	2		ER0		NUT, Exhaust Manifold, Exhaust Manifold to Pipe

JEEP WRANGLER (TJ)		BODY	ENGINE	TRANSMISSION
SERIES	LINE	77 = 93.4 WB	EPE, EP0 = 2.5L Power Tech ERH, ER0 = 4.0L Power Tech	DGG, DGD = 32RH 3 Spd. Auto. DDQ = 5 Spd. Manual DDD = 5 Speed HD Manual DG0 = Auto. Trans. DBB = Manual Trans.
H = Sport	J = Wrangler 4WD			
L = SE	U = Wrangler 4WD (RHD)			
P = Sahara				

AR = Use as required - = Non illustrated part # = New this model year

**Crankcase Ventilation, 4.0 (ERH)
Figure 4.0L-910**

ITEM	PART NUMBER	QTY	LINE	ENGINE	TRANS	DESCRIPTION
Note; EP0= All 2.5L 4 Cylinder Gas Engines manual, 12 Disc Magazine.						
ER0= All 4.0L 6 Cylinder Gas Engines manual, 12 Disc Magazine.						
1	5303 0615	1		ER0		TUBE, Crankcase Vent Valve
2	4854 265	1		ER0		TUBE, Crankcase Vent To Intake Manifold
3	5303 0495	1		ER0		TUBE, Crankcase Vent To Air Cleaner
4	5303 0497	1		EP0, ER0		FITTING, Crankcase Vent Tube
5	4854 194	1		ER0		FITTING, Vacuum
6	2946 079	2		ER0		GROMMET, Crankcase Vent



JEEP WRANGLER (TJ)				
SERIES	LINE	BODY	ENGINE	TRANSMISSION
H = Sport	J = Wrangler 4WD	77 = 93.4 WB	EPE, EP0 = 2.5L Power Tech	DGG, DGD = 32RH 3 Spd. Auto.
L = SE	U = Wrangler 4WD (RHD)		ERH, ER0 = 4.0L Power Tech	DDQ = 5 Spd. Manual
P = Sahara				DDD = 5 Speed HD Manual
				DG0 = Auto. Trans.
				DBB = Manual Trans.

AR = Use as required - = Non illustrated part # = New this model year

May 2, 2002

Group – 011

Exhaust

GROUP 11 - Exhaust

Illustration Title

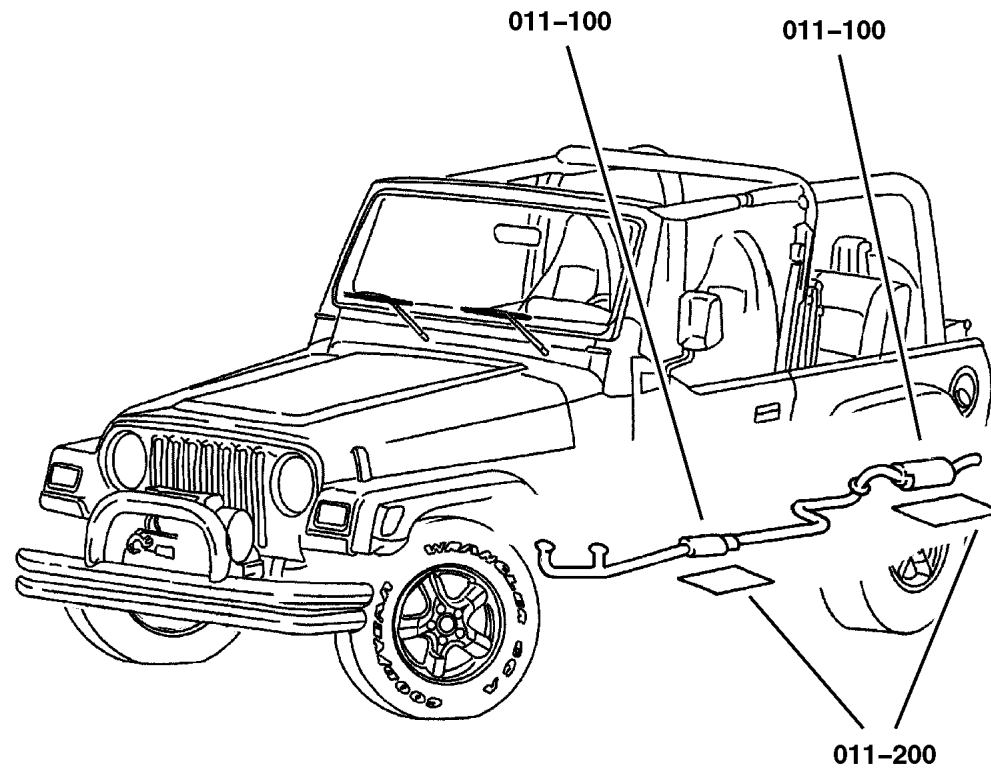
Group-Fig. No.

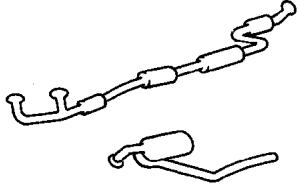
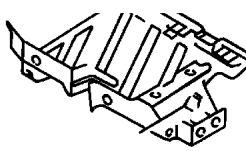
Exhaust System

Exhaust System, 2.5 (EPE), 4.0 (ERH) Fig. 011-110

Heat Shields

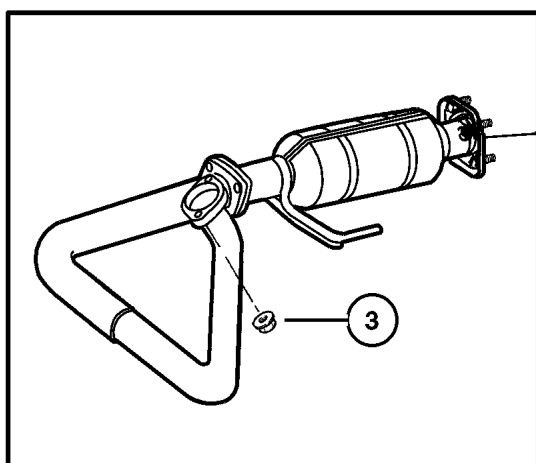
Heat Shields, 2.5 (EPE), 4.0 (ERH) Fig. 011-210



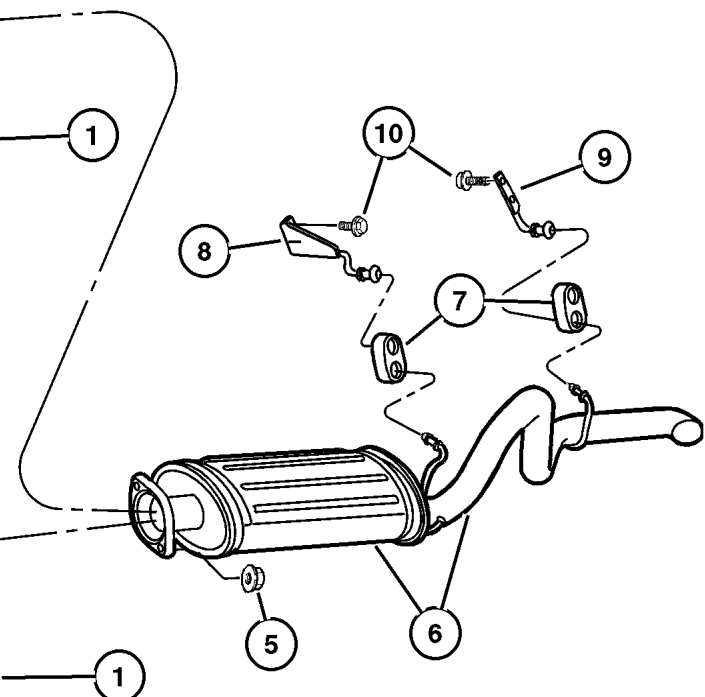
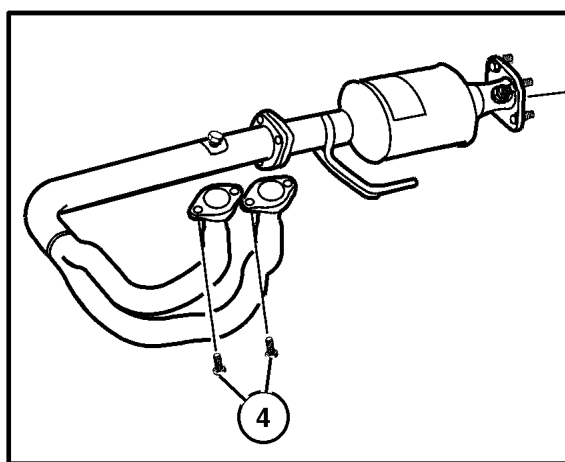
<p>011-100 Exhaust System</p> 	<p>011-200 Heat Shields</p> 		
--	--	--	--

**Exhaust System, 2.5 (EPE), 4.0 (ERH)
Figure 011-110**

(EPO)



(ERO)



ITEM	PART NUMBER	QTY	LINE	SERIES	BODY	ENGINE	TRANS	DESCRIPTION
NOTE: EP0=All 2.5L Gas Engines ER0=All 4.0L Engines DBB=All Manual Transmissions DG0=All Automatic Transmissions manual, 12 Disc Magazine.								
1	#52101 194AA	1				EP0	DBB, DG0	CONVERTER, Catalytic U.S. 50 States and European III
	52101 269AA	1				ER0	DBB, DG0	European III
	52101 270AA	1				ER0	DBB, DG0	U.S. 50 States
-2	52020 050AC	1				EP0	DBB	RESONATOR, Exhaust Leaded Fuel
	52101 173AB	1				ER0		Leaded Fuel
3	J400 5142	2				EP0		NUT, Hex Flange Lock
4	6505 754AA	4				ER0		SCREW, Hex Head
5	6502 696	2						NUT, Hex Flange Lock, M10x1.5
6	52019 242AC	1				EP0		MUFFLER AND TAILPIPE, Exhaust
	52019 241AE	1				ER0		
7	5210 1035	2						INSULATOR, Exhaust
8	5201 9408	1						HANGER, Muffler
9	5201 9413	1						HANGER, Exhaust
10	6035 613	4						SCREW
-11	4616 707	1						GASKET, Exhaust, 3 Bolt Flange Gasket
-12	6100 517	3				EP0	DBB, DG0	NUT, Hex Flange Lock, M8 Phosphate 3 Bolt Flange Nut
		3				ER0	DBB, DG0	3 Bolt Flange Nut

JEEP WRANGLER (TJ)

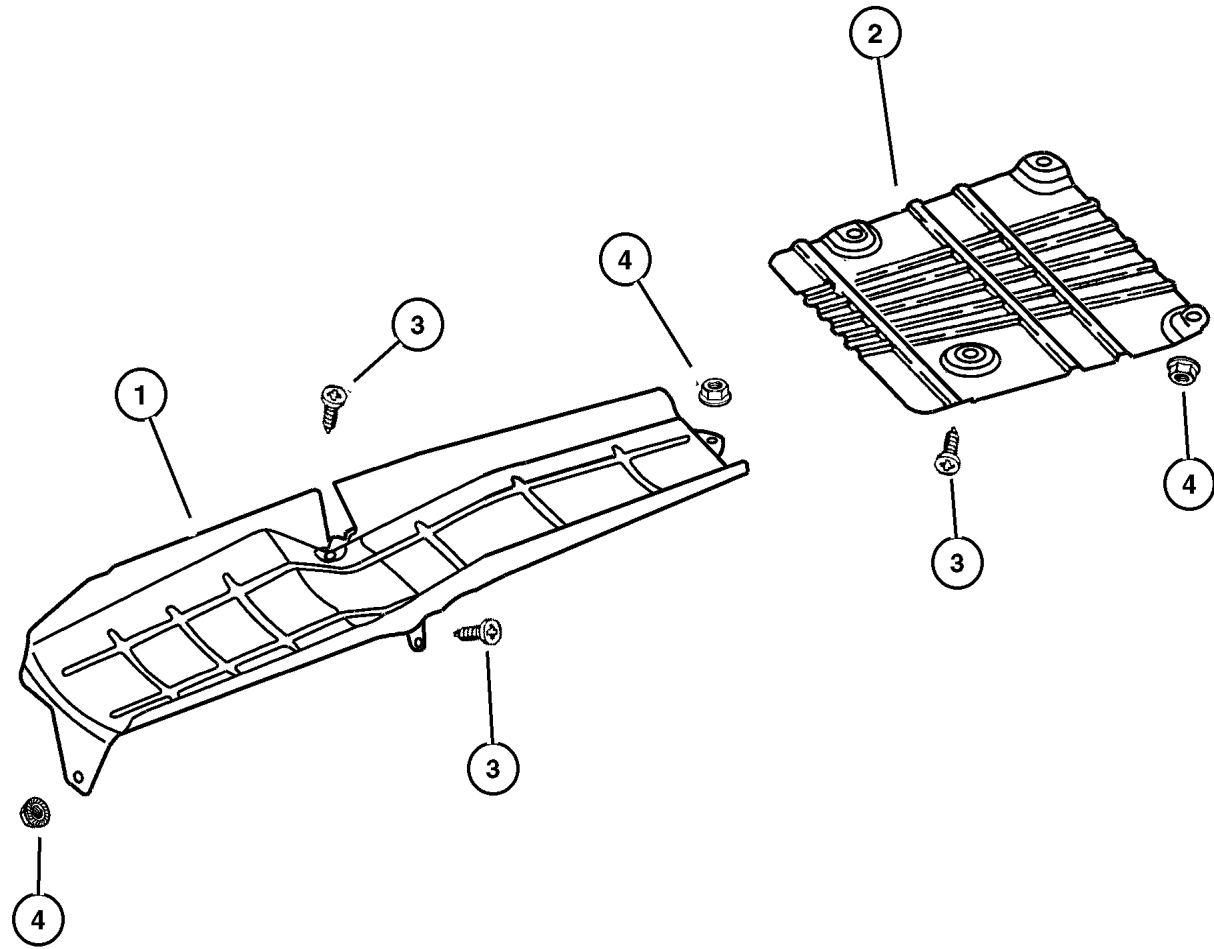
SERIES	LINE	BODY	ENGINE	TRANSMISSION
H = Sport	J = Wrangler 4WD	77 = 93.4 WB	EPE, EP0 = 2.5L Power Tech	DGG, DGD = 32RH 3 Spd. Auto.
L = SE	U = Wrangler 4WD (RHD)		ERH, ER0 = 4.0L Power Tech	DDQ = 5 Spd. Manual
P = Sahara				DDD = 5 Speed HD Manual
				DG0 = Auto. Trans.
				DBB = Manual Trans.

AR = Use as required - = Non illustrated part # = New this model year

May 2, 2002

**Heat Shields, 2.5 (EPE), 4.0 (ERH)
Figure 011-210**

ITEM	PART NUMBER	QTY	LINE	SERIES	BODY	ENGINE	TRANS	DESCRIPTION
1	55176 694AE	1						SHIELD, Muffler
2	5517 6205	1						SHIELD, Muffler
3								SCREW, .250-20x.625, (NOT SERVICED)
4	J012 0375	1						NUT, Hex, .250-20



JEEP WRANGLER (TJ)			
SERIES	LINE	BODY	ENGINE
H = Sport	J = Wrangler 4WD	77 = 93.4 WB	EPE, EP0 = 2.5L Power Tech
L = SE	U = Wrangler 4WD (RHD)		ERH, ER0 = 4.0L Power Tech
P = Sahara			
			TRANSMISSION
			DGG, DGD = 32RH 3 Spd. Auto.
			DDQ = 5 Spd. Manual
			DDD = 5 Speed HD Manual
			DG0 = Auto. Trans.
			DBB = Manual Trans.

AR = Use as required - = Non illustrated part # = New this model year

May 2, 2002

Group – 013

Frames and Bumpers

GROUP 13 - Frames and Bumpers

Illustration Title

Group-Fig. No.

Frames

Frame Fig. 013-110

Front Bumper and Fascia

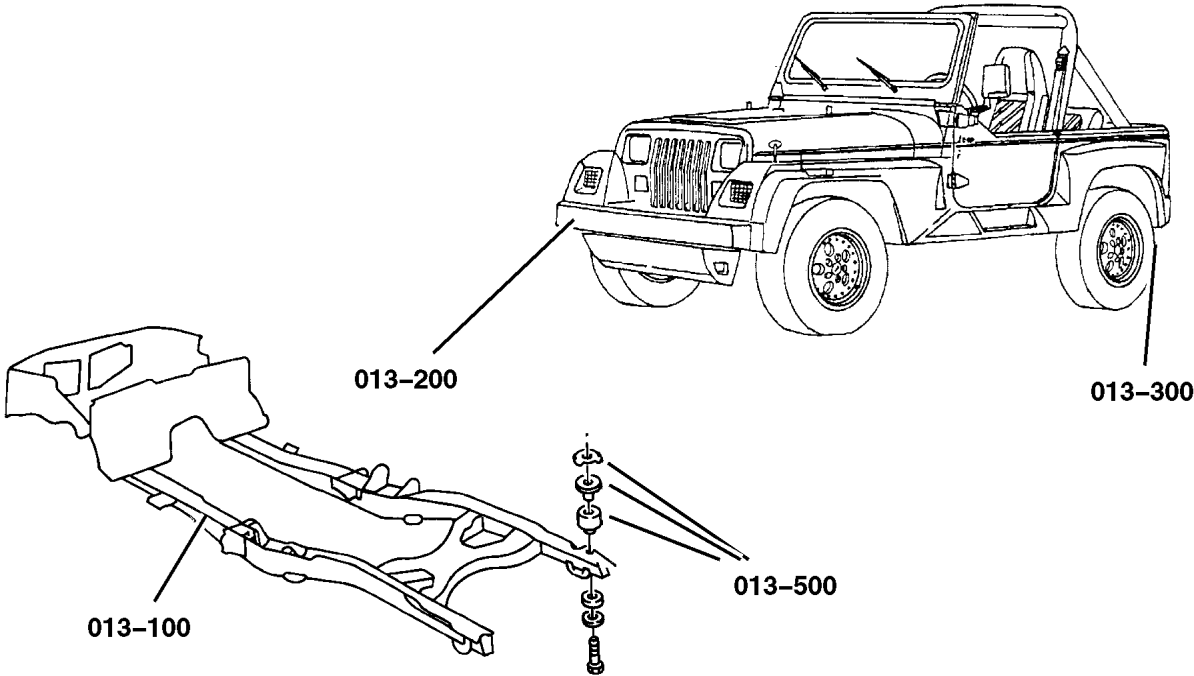
Bumper, Front Fig. 013-210

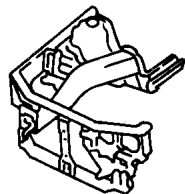
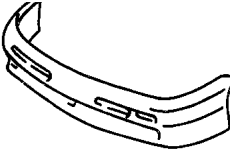


Rear Bumper and Fascia

Bumper, Rear Fig. 013-310

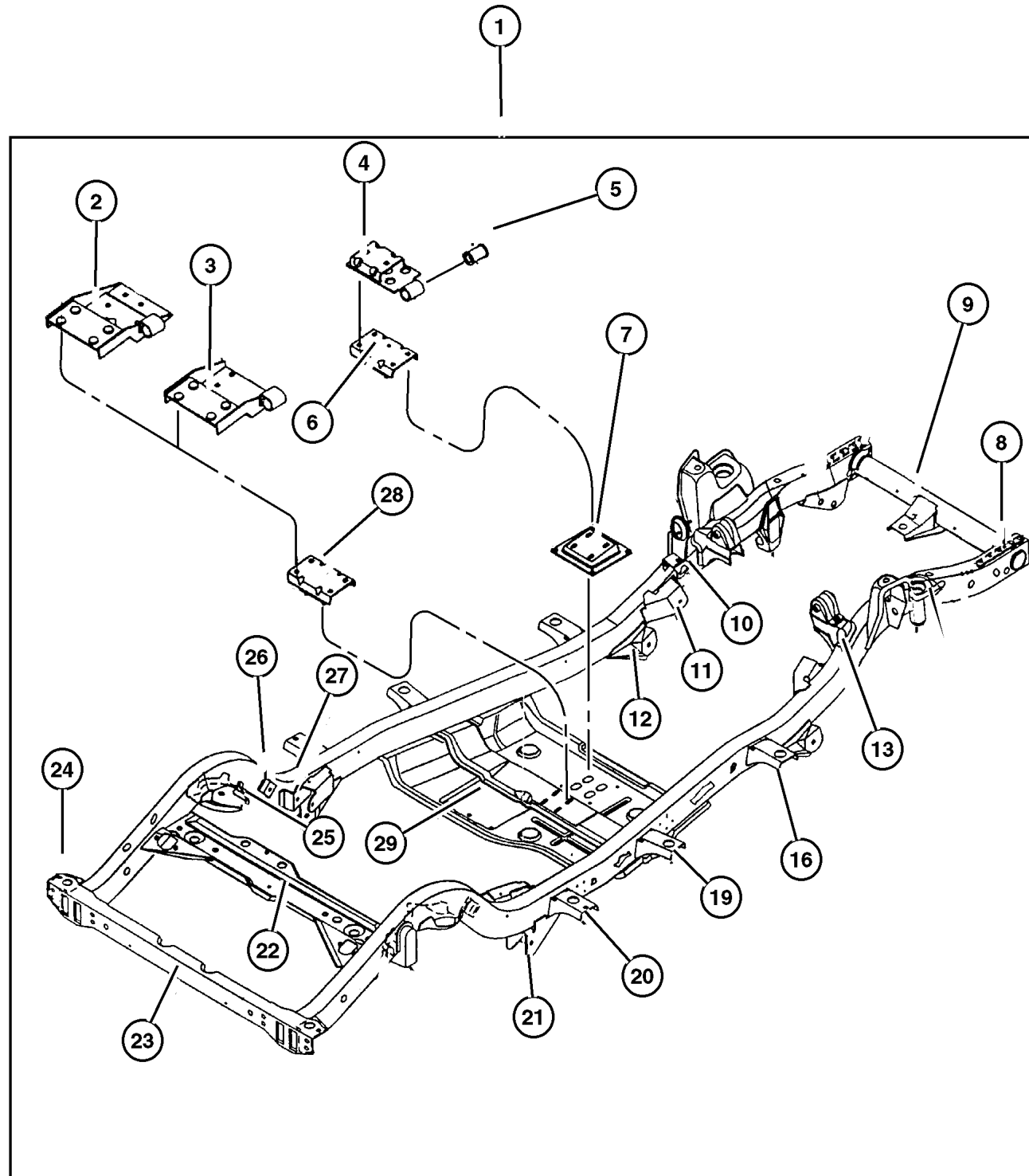
Body Hold Down

Body Mounting Hardware Fig. 013-510



<p>013-100 Frames</p> 	<p>013-200 Front Bumper and Fascia</p> 	<p>013-300 Rear Bumper and Fascia</p> 	<p>013-500 Body Hold Down</p> 
--	---	---	--

Frame
Figure 013-110



ITEM	PART NUMBER	QTY	LINE	SERIES	BODY	DESCRIPTION
------	-------------	-----	------	--------	------	-------------

Note: Sales Code EP0 = 2.5L Gas Engine manual, 12 Disc Magazine.

Note: Sales Code ER0 = 4.0L Gas Engine manual, 12 Disc Magazine.

1						FRAME, Chassis
	#52058 811AE	1	J			4.0L Eng.
	#52058 813AE	1	J			2.5L Eng.
	#52058 815AE	1	U			4.0L Eng.
	#52058 817AE	1	U			2.5L Eng.
2	5205 8618	1				BRACKET, Transmission Mount
3	#52058 546AB	1				BRACKET, Transmission Mount
4	#52058 548AB	1				BRACKET, Transmission Mount
5	5208 5085	1				BUSHING, Exhaust Hanger
6	52058 551AB	1				MOUNT, Transmission, Trans. Support
7	5205 8863	1				BRACKET, Transmission Mount, Trans. Supprt
8						PLATE, Suspension
	5205 8430	2	J			
		2	U			
9						CROSSMEMBER, Underbody
	5003 819AA	1	J			
		1	U			
10						BRACKET, Frame Rail
	5205 8893	1	J			2.5L Eng.
		1	J			4.0L Eng.
	5205 8894	1	U			2.5L Eng.
		1	U			4.0L Eng.
11						BRACKET, Frame Rail
	52058 160AB	1	J			Right
	52058 161AB	1	J			Left
	52058 160AB	1	U			Right
	52058 161AB	1	U			Left
12						BRACKET, Frame Rail
	5205 8090	1	J			Right
		1	U			Right
	5205 8091	1	J			Left
		1	U			Left
13						BRACKET, Engine Mount
	5205 8864	1	J			Upper, w/4.0L Eng., Right
		1	U			Upper, w/4.0L Eng., Right
	5205 8865	1	J			Upper, w/4.0L Eng., Left
		1	U			Upper, w/4.0L Eng., Left
	5205 8870	1	J			Upper, w/2.5L Eng., Right
		1	U			Upper, w/2.5L Eng., Right
	5205 8871	1	J			Upper, w/2.5L Eng., Left

JEEP WRANGLER (TJ)

SERIES
H = Sport
L = SE
P = Sahara

LINE
J = Wrangler 4WD
U = Wrangler 4WD (RHD)

BODY
77 = 93.4 WB

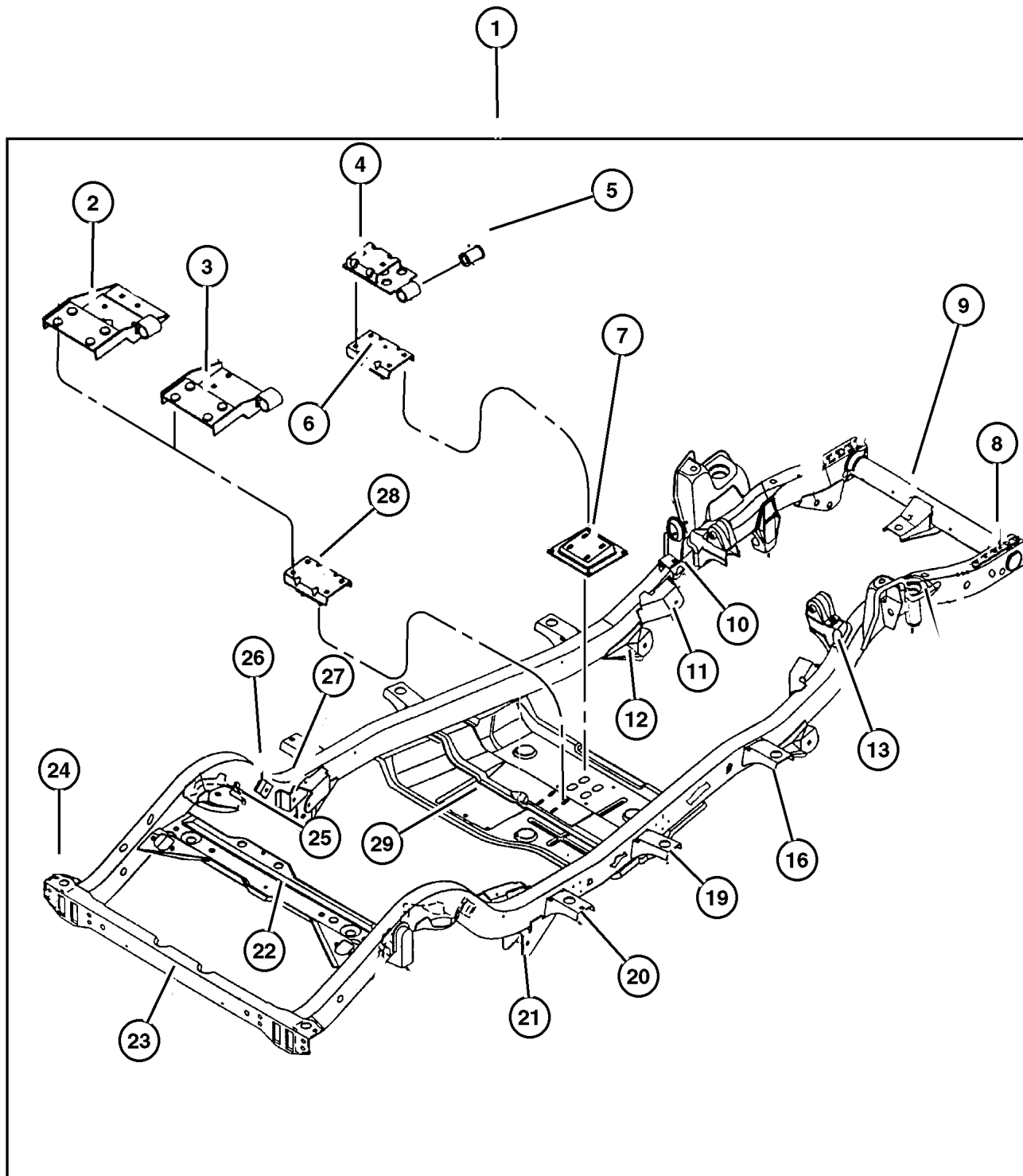
ENGINE
EPE, EP0 = 2.5L Power Tech
ERH, ER0 = 4.0L Power Tech

TRANSMISSION
DGG, DGD = 32RH 3 Spd. Auto.
DDQ = 5 Spd. Manual
DDD = 5 Speed HD Manual
DG0 = Auto. Trans.
DBB = Manual Trans.

AR = Use as required - = Non illustrated part # = New this model year

May 2, 2002

Frame
Figure 013-110



ITEM	PART NUMBER	QTY	LINE	SERIES	BODY	DESCRIPTION
		1	U			Upper, w/2.5L Eng., Left
-14						REINFORCEMENT, Engine Mount
	5205 8846	1	J			Right
		1	U			Right
	5205 8847	1	J			Left
		1	U			Left
-15						REINFORCEMENT, Engine Mount
	5205 8911	1	J			Right
		1	U			Right
	5205 8845	1	J			Left
		1	U			Left
16						BRACKET, Frame
	5003 831AA	4	J			
		4	U			
-17						SCREW, Hex Flange Head
	6035 836	6	J			
		6	U			
-18						NUT
	6035 739	6	J			
		6	U			
19						BRACKET, Frame
	5003 831AA	4	J			
		4	U			
20						BRACKET, Frame
	5003 836AA	2	J			
		2	U			
21						BRACKET, Frame Rail
	5003 832AA	1	J			Right
		1	U			Right
	5003 833AA	1	J			Left
		1	U			Left
22						CROSSMEMBER, Intermediate Rear
	5205 8136	1	J			
		1	U			
23						CROSSMEMBER, Rear Frame
	52058 121AB	1	J			
		1	U			
24						REINFORCEMENT, Crossmember
	5205 8772	1	J			Right
		1	U			Right
	5205 8773	1	J			Left
		1	U			Left
25						BRACKET, Frame Rail

JEEP WRANGLER (TJ)

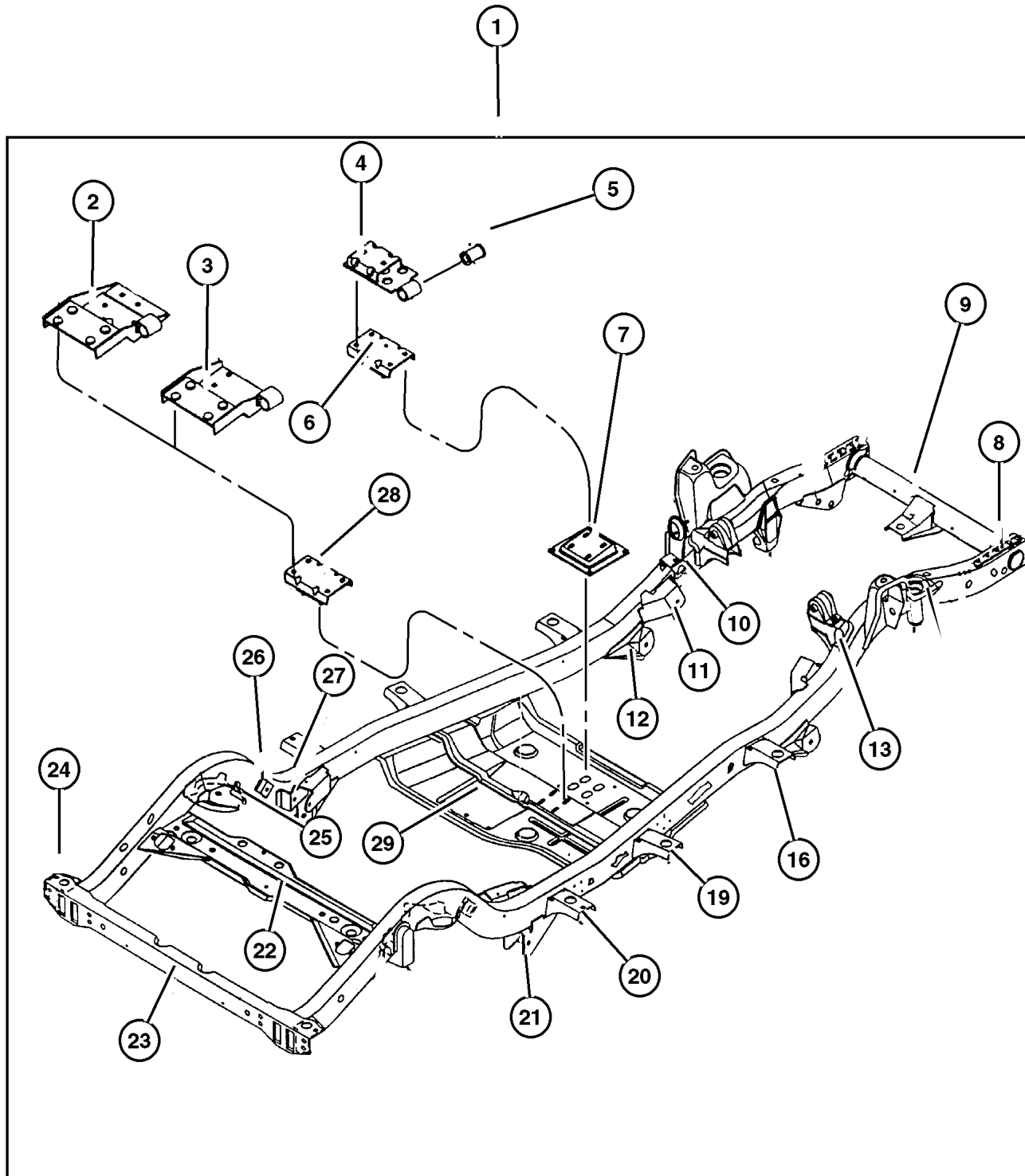
SERIES	LINE	BODY	ENGINE	TRANSMISSION
H = Sport	J = Wrangler 4WD	77 = 93.4 WB	EPE, EP0 = 2.5L Power Tech	DGG, DGD = 32RH 3 Spd. Auto.
L = SE	U = Wrangler 4WD (RHD)		ERH, ER0 = 4.0L Power Tech	DDQ = 5 Spd. Manual
P = Sahara				DDD = 5 Speed HD Manual
				DG0 = Auto. Trans.
				DBB = Manual Trans.

AR = Use as required - = Non illustrated part # = New this model year

May 2, 2002

Frame
Figure 013-110

ITEM	PART NUMBER	QTY	LINE	SERIES	BODY	DESCRIPTION
	5205 8420	1	J			Right
		1	U			Right
	5205 8421	1	J			Left
		1	U			Left
26						BRACKET, Stabilizer Bar
	5205 8632	2	J			
		2	U			
27						BRACKET, Upper Control Arm
	5003 834AB	1	J			
		1	U			
28	52058 551AB	1				MOUNT, Transmission, Trans. Support
29						SKID PLATE, Support
	52058 133AC	1	J			
		1	U			



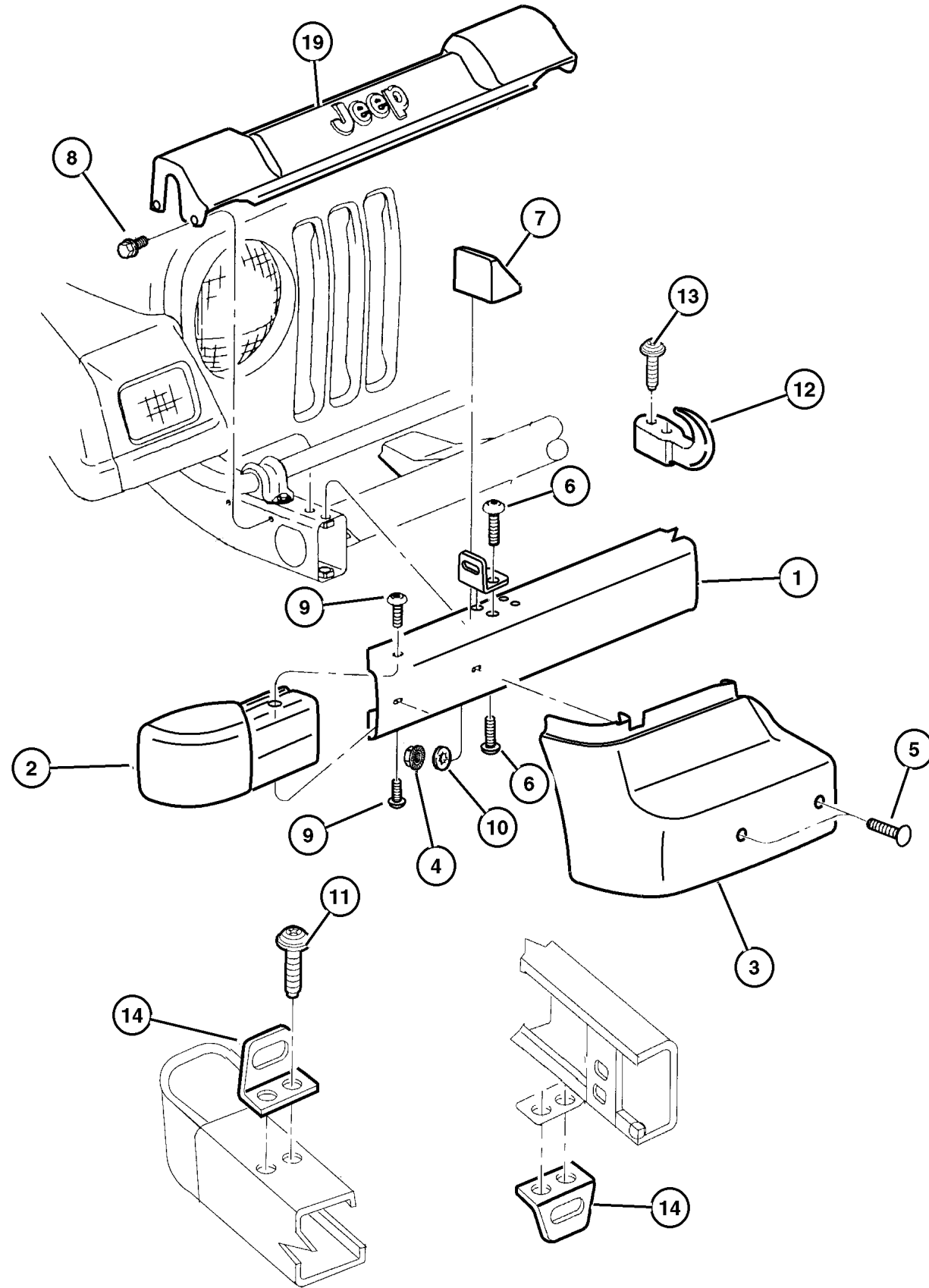
JEEP WRANGLER (TJ)

SERIES	LINE	BODY	ENGINE	TRANSMISSION
H = Sport	J = Wrangler 4WD	77 = 93.4 WB	EPE, EP0 = 2.5L Power Tech	DGG, DGD = 32RH 3 Spd. Auto.
L = SE	U = Wrangler 4WD (RHD)		ERH, ER0 = 4.0L Power Tech	DDQ = 5 Spd. Manual
P = Sahara				DDD = 5 Speed HD Manual
				DG0 = Auto. Trans.
				DBB = Manual Trans.

AR = Use as required - = Non illustrated part # = New this model year

May 2, 2002

Bumper, Front Figure 013-210



ITEM	PART NUMBER	QTY	LINE	SERIES	BODY	DESCRIPTION
1	5ED16 JX8AF	1				BAR, Bumper Front - Painted
2						EXTENSION, Bumper
	55155 756AA	1	J			Right
	55155 757AA	1	J			Left
	55155 762AA	1				Export, Right
	55155 763AA	1				Export, Left
3						COVER, Bumper
	55155 668AB	1				Export, Right
	55155 669AB	1				Export, Left
4	6100 840	4				NUT, Spring
5	6504 723	4				BOLT
6						SCREW, Pan Head, (NOT SERVICED)
7						CAP, (NOT SERVICED)
8	6036 181AA	4				SCREW AND WASHER
9	6504 212	2				SCREW, Large Round Washer Head Lock, M6x1.00x20.00
10	6100 840	4				NUT, Spring
11						SCREW, (NOT SERVICED)
12						HOOK, Tow
	5205 9015	1				Right
	5205 9016	1				Left
13	6036 060AA	4				SCREW
14						HOOK, Tow
	5205 9015	1				Left Front
	5205 9016	1				Right Front
	52059 379AB	1				Rear
-15	5517 4994	1	J	H, L, P		BRACKET, License Plate
-16						SCREW, (NOT SERVICED)
-17	6504 662	4				RETAINER, Push On
-18						NUT, (NOT SERVICED)
19	55155 667AF	1				COVER, Bumper
-20	52000 240AC	2				GUARD, Bumper

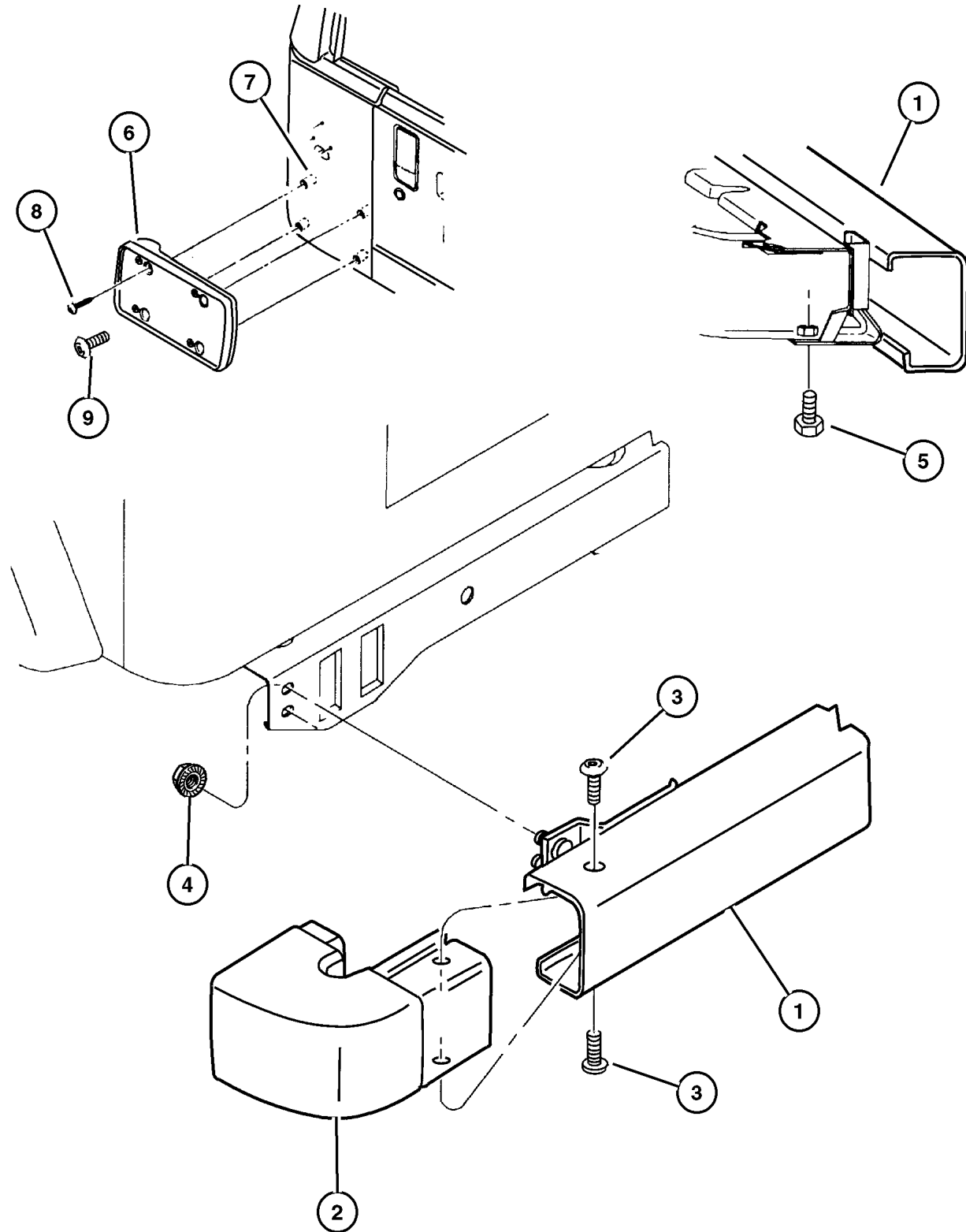
JEEP WRANGLER (TJ)

SERIES	LINE	BODY	ENGINE	TRANSMISSION
H = Sport	J = Wrangler 4WD	77 = 93.4 WB	EPE, EP0 = 2.5L Power Tech	DGG, DGD = 32RH 3 Spd. Auto.
L = SE	U = Wrangler 4WD (RHD)		ERH, ER0 = 4.0L Power Tech	DDQ = 5 Spd. Manual
P = Sahara				DDD = 5 Speed HD Manual
				DG0 = Auto. Trans.
				DBB = Manual Trans.

AR = Use as required - = Non illustrated part # = New this model year

Bumper, Rear
Figure 013-310

ITEM	PART NUMBER	QTY	LINE	SERIES	BODY	DESCRIPTION
1						BAR, Bumper Rear - Black
	5EY03 JX8AE	1				Export
	5ED18 JX8AB	1	J			
2						EXTENSION, Bumper
	55155 760AA	1	J			Right
	55155 761AA	1	J			Left
	55155 762AA	1				Export, Right
	55155 763AA	1				Export, Left
3	6504 212	2				SCREW, Large Round Washer Head Lock, M6x1.00x20.00
4						NUT, Hex, .437-14, (NOT REQUIRED)
5						SCREW, (NOT SERVICED)
6	5517 4994	1	J	H, L, P		BRACKET, License Plate
7	6504 662	4				RETAINER, Push On
8						SCREW, (NOT SERVICED)
9	3420 1686	2				BOLT, Hex Flange Head, M12x1.18x35
-10	52059 379AB	1				HOOK, Tow



JEEP WRANGLER (TJ)

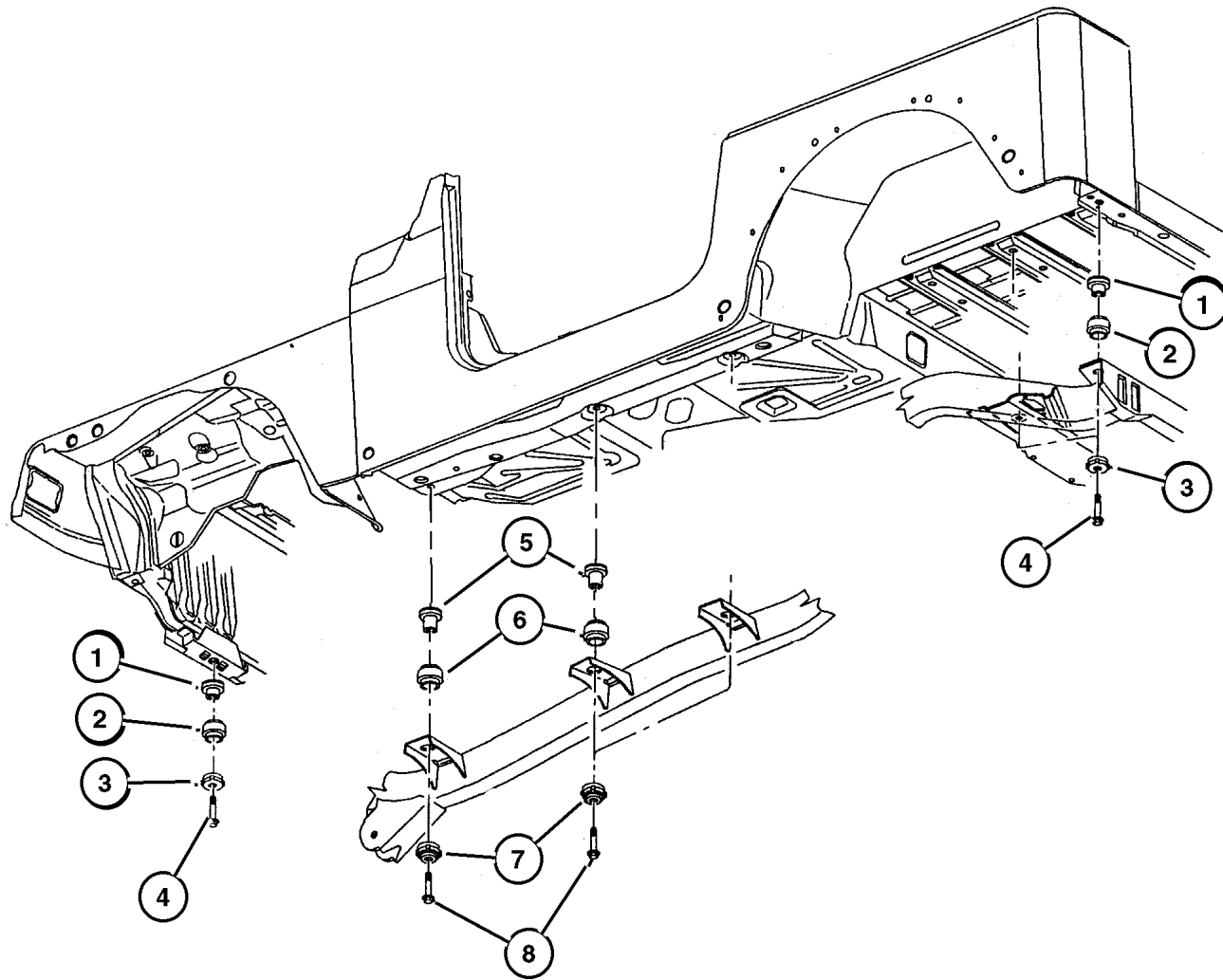
SERIES	LINE	BODY	ENGINE	TRANSMISSION
H = Sport	J = Wrangler 4WD	77 = 93.4 WB	EPE, EP0 = 2.5L Power Tech	DGG, DGD = 32RH 3 Spd. Auto.
L = SE	U = Wrangler 4WD (RHD)		ERH, ER0 = 4.0L Power Tech	DDQ = 5 Spd. Manual
P = Sahara				DDD = 5 Speed HD Manual
				DG0 = Auto. Trans.
				DBB = Manual Trans.

AR = Use as required - = Non illustrated part # = New this model year

May 2, 2002

Body Mounting Hardware Figure 013-510

ITEM	PART NUMBER	QTY	LINE	SERIES	BODY	DESCRIPTION
1	5200 1961	6				RETAINER, Body Mount
2	5517 6179	5				INSULATOR, Body Hold Down
3	5517 6178	5				INSULATOR, Body Hold Down
4						SCREW, .437-14x.75, Use J4007412, (NOT SERVICED)
5	5200 1961	6				RETAINER, Body Mount
6	55176 177AB	6				INSULATOR, Body Hold Down
7	5517 6180	6				INSULATOR, Body Hold Down
8						SCREW, Hex Flange Head, .50-13x3.75, (NOT SERVICED)



JEEP WRANGLER (TJ)				
SERIES	LINE	BODY	ENGINE	TRANSMISSION
H = Sport	J = Wrangler 4WD	77 = 93.4 WB	EPE, EP0 = 2.5L Power Tech	DGG, DGD = 32RH 3 Spd. Auto.
L = SE	U = Wrangler 4WD (RHD)		ERH, ER0 = 4.0L Power Tech	DDQ = 5 Spd. Manual
P = Sahara				DDD = 5 Speed HD Manual
				DG0 = Auto. Trans.
				DBB = Manual Trans.

AR = Use as required - = Non illustrated part # = New this model year

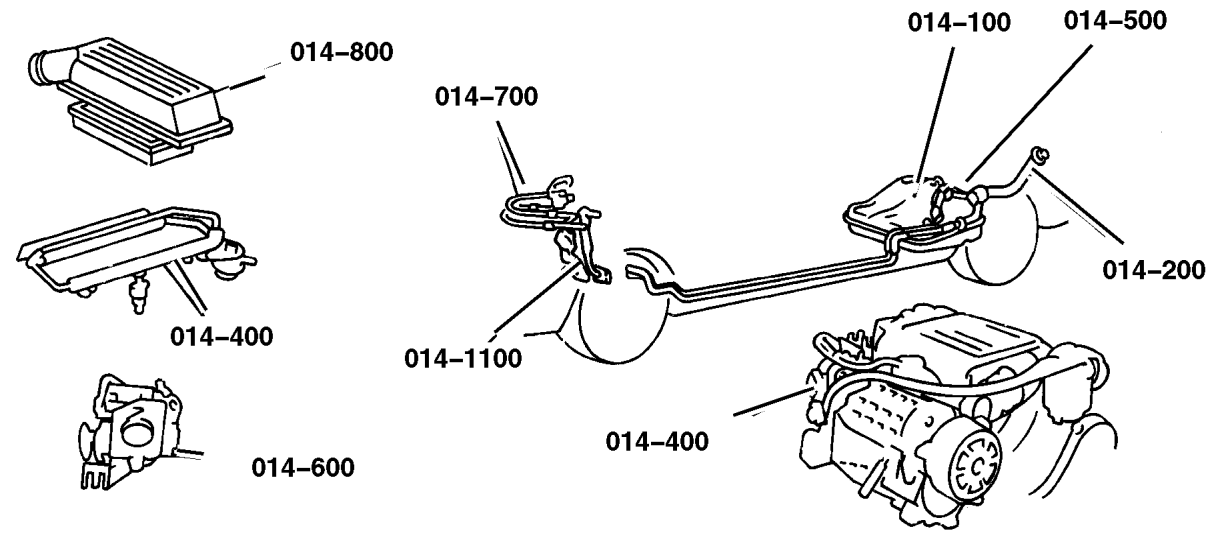
May 2, 2002

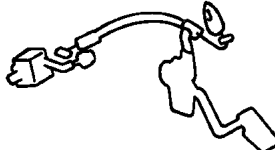

Group – 014

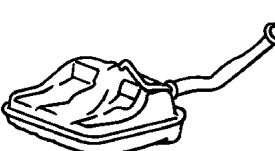



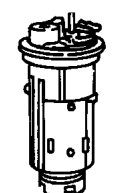

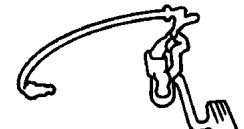
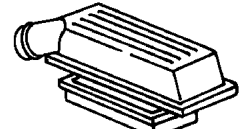
Fuel

Group – 014

Fuel



<p>014-1000 Speed Control</p> 	<p>014-1100 Accelerator Pedal</p> 		
---	---	--	--

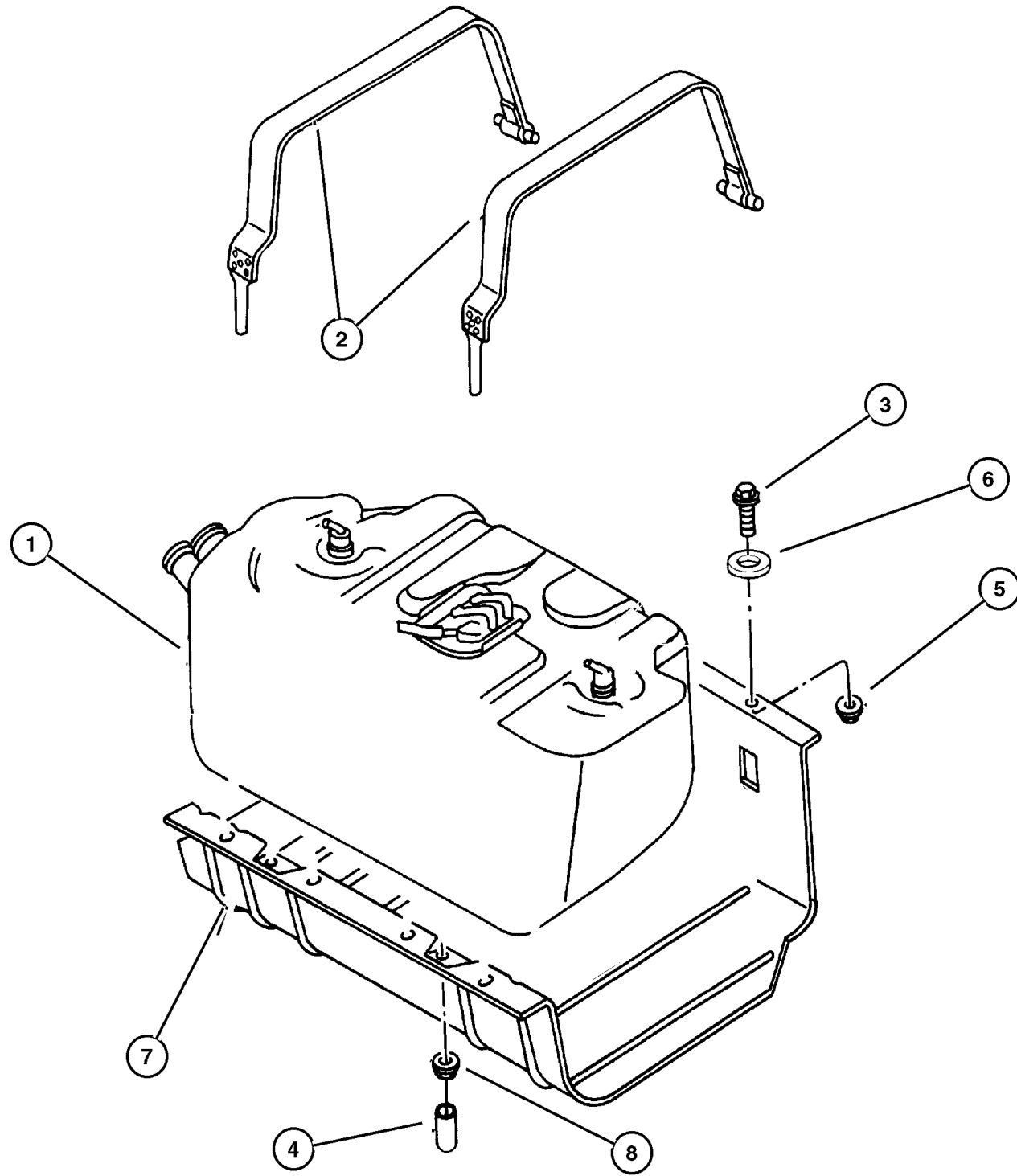
<p>014-100 Tank, Fuel</p> 	<p>014-200 Fuel Tank Filler Tube</p> 	<p>014-300 Fuel Lines</p> 	<p>014-400 Fuel Rail</p> 
<p>014-500 Fuel Pump and Sending Unit</p> 	<p>014-600 Throttle Body</p> 	<p>014-700 Throttle Controls</p> 	<p>014-800 Air Cleaner</p> 

GROUP 14 - Fuel

Illustration Title	Group-Fig. No.
Tank, Fuel	
Fuel Tank, 2.5 (EPE), 4.0 (ERH)	Fig. 014-110
Fuel Tank Filler Tube	
Fuel Filler Tube, 2.5 (EPE), 4.0 (ERH)	Fig. 014-210
Fuel Lines	
Fuel Lines, Front, 2.5 (EPE)	Fig. 014-310
Fuel Lines, Rear, 2.5 (EPE)	Fig. 014-320
Fuel Lines, Front, 4.0 (ERH)	Fig. 014-330
Fuel Lines, Rear, 4.0 (ERH)	Fig. 014-340
Fuel Rail	
Fuel Injection System, 2.5 (EPE), 4.0 (ERH)	Fig. 014-410
Fuel Pump and Sending Unit	
Fuel Module, 2.5 (EPE), 4.0 (ERH)	Fig. 014-510
Throttle Body	
Throttle Body, 2.5 (EPE), 4.0 (ERH)	Fig. 014-610
Throttle Controls	
Throttle Controls, 2.5 (EPE), 4.0 (ERH)	Fig. 014-710
Air Cleaner	
Air Cleaner, 2.5 (EPE), 4.0 (ERH)	Fig. 014-810
Speed Control	
Speed Control, 2.5 (EPE), 4.0 (ERH)	Fig. 014-1010
Accelerator Pedal	
Accelerator Pedal, 2.5 (EPE), 4.0 (ERH)	Fig. 014-1110



Fuel Tank, 2.5 (EPE), 4.0 (ERH)
Figure 014-110



ITEM	PART NUMBER	QTY	LINE	SERIES	BODY	ENGINE	TRANS	DESCRIPTION
------	-------------	-----	------	--------	------	--------	-------	-------------

NOTE: EP0=All 2.5L Gas Engines ER0=All 4.0L Engines manual, 12 Disc Magazine.

1	52018 768AD	1				EP0, ER0		TANK, Fuel
2	5210 0235	2						STRAP, Fuel Tank
3								BOLT, .312-18x.750, (NOT SERVICED)
4	5201 8098	2						CAP, Support Strap Stud
5	J400 3587	2						NUT, Hex
6	J400 5293	7						RETAINER, Push In Type M6.3 Hole
7	#52100 219AB	1						PLATE, Skid, With Sales Code XEE
8	J400 3587	2						NUT, Hex

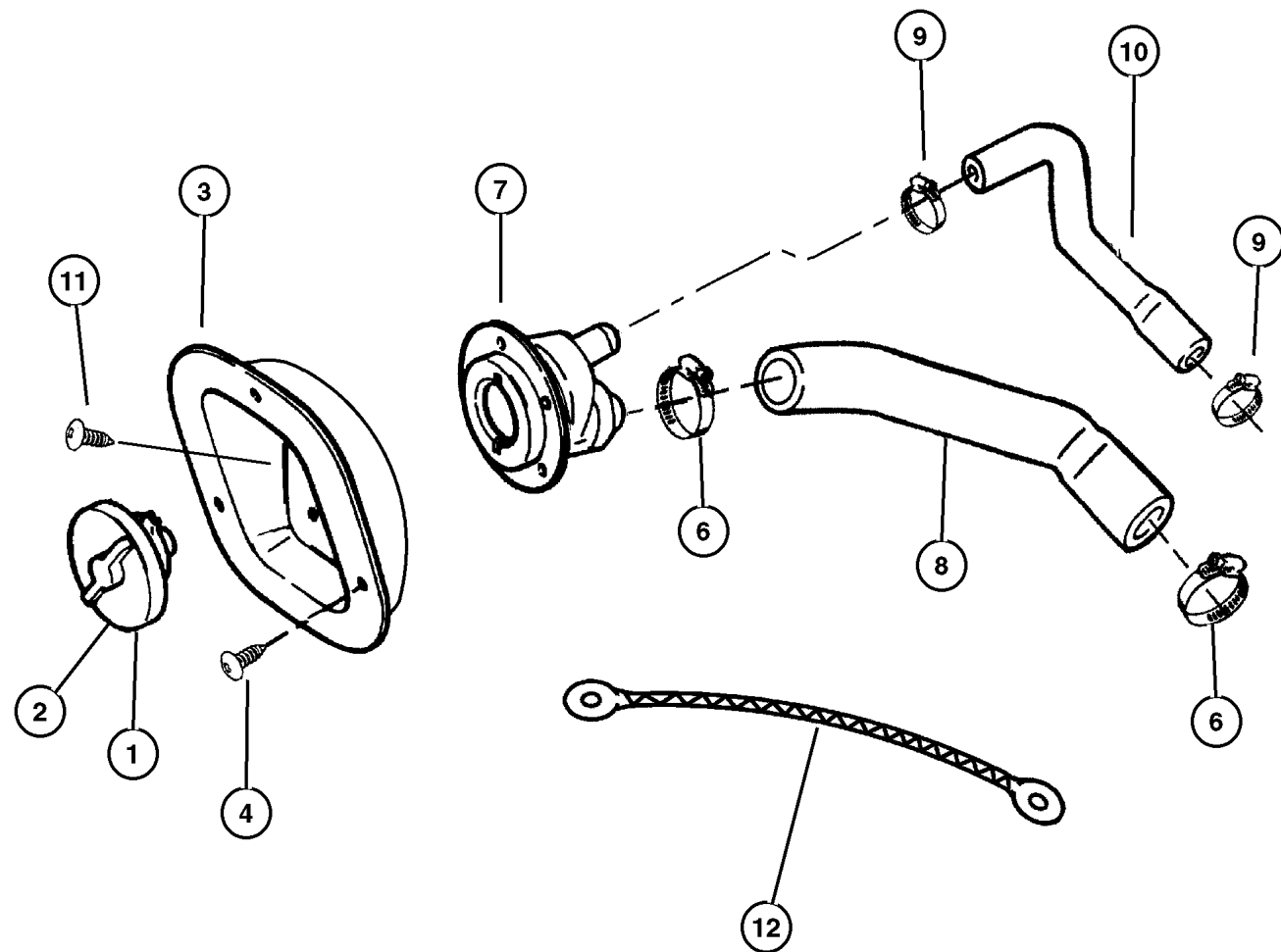
JEEP WRANGLER (TJ)

SERIES	LINE	BODY	ENGINE	TRANSMISSION
H = Sport	J = Wrangler 4WD	77 = 93.4 WB	EPE, EP0 = 2.5L Power Tech	DGG, DGD = 32RH 3 Spd. Auto.
L = SE	U = Wrangler 4WD (RHD)		ERH, ER0 = 4.0L Power Tech	DDQ = 5 Spd. Manual
P = Sahara				DDD = 5 Speed HD Manual
				DG0 = Auto. Trans.
				DBB = Manual Trans.

AR = Use as required - = Non illustrated part # = New this model year

May 2, 2002

Fuel Filler Tube, 2.5 (EPE), 4.0 (ERH)
Figure 014-210



ITEM	PART NUMBER	QTY	LINE	SERIES	BODY	ENGINE	TRANS	DESCRIPTION
NOTE: EP0=All 2.5L Gas Engines ER0=All 4.0L Engines manual, 12 Disc Magazine.								
1	#52100 552AA	1	J					CAP, Fuel Filler Non-Locking, Quick On
	#52100 553AA	1	J					Export, Non-Locking, Quick On
2								CAP KIT, Fuel Tank Locking
	5015 636AB	1						Locking
	#5016 763AB	1						HOUSING, Fuel Filler
3	52127 675AC	1						SCREW AND WASHER, .190-16x.500, [.190-16x.500]
4	0153 651	4						SCREW AND WASHER, .190-16x.500
-5	0153 651	4						SCREW AND WASHER, .190-16x.500
6	6502 090	1				EP0, ER0		CLAMP, Hose
7								TUBE, Fuel Filler
	#52079 325AC	1				EP0, ER0		Leaded Fuel
	#52079 326AC	1				EP0, ER0		Leaded Fuel
8	52100 032AD	1				EP0, ER0		HOSE, Fuel Filler, U.S., Export and Leaded Fuel
9	J320 3077	1				EP0, ER0		CLAMP, Hose
10	52100 033AD	1				EP0, ER0		HOSE, Fuel Tank Vent, U.S.,Export and Leaded Fuel
11	0153 832	4						SCREW, .190-16x1.00
12	5600 9161	1						STRAP, Ground

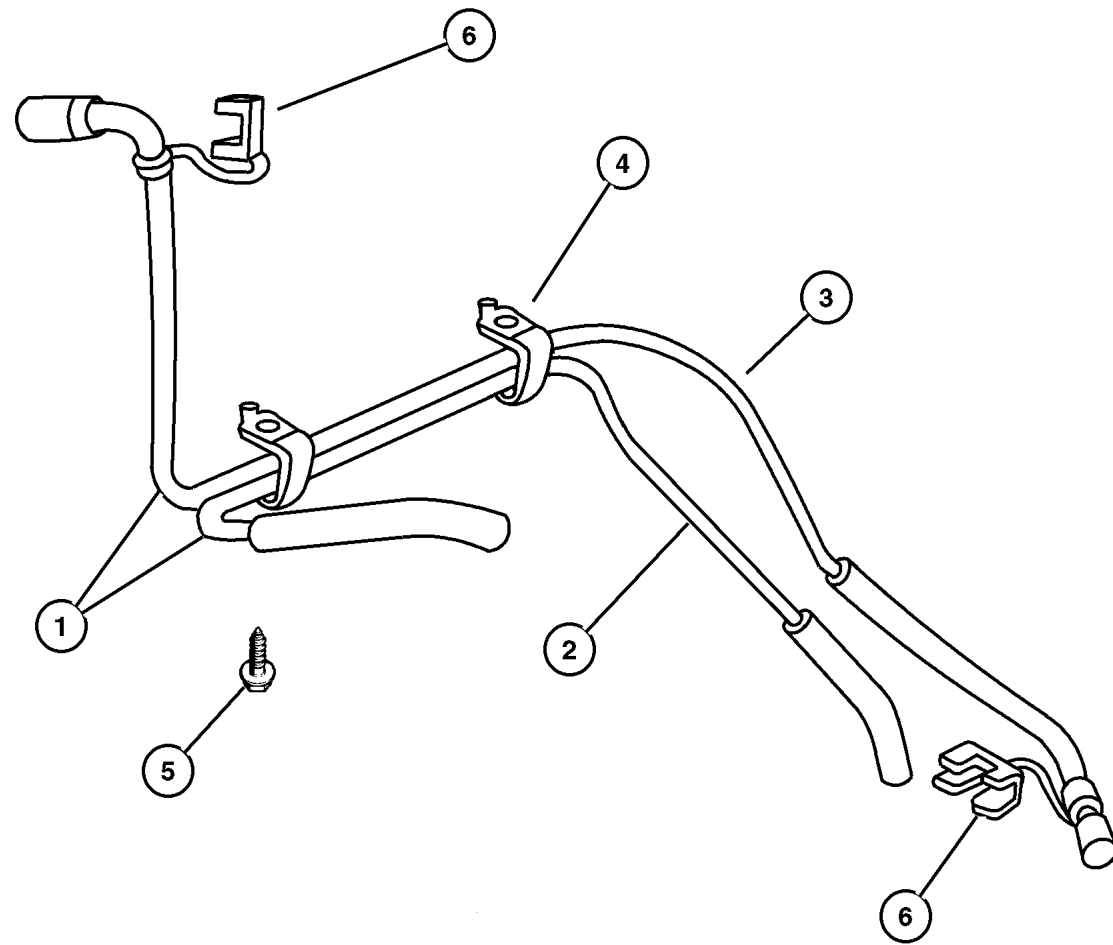
JEEP WRANGLER (TJ)				TRANSMISSION
SERIES	LINE	BODY	ENGINE	
H = Sport	J = Wrangler 4WD	77 = 93.4 WB	EPE, EP0 = 2.5L Power Tech	DGG, DGD = 32RH 3 Spd. Auto.
L = SE	U = Wrangler 4WD (RHD)		ERH, ER0 = 4.0L Power Tech	DDQ = 5 Spd. Manual
P = Sahara				DDD = 5 Speed HD Manual
				DG0 = Auto. Trans.
				DBB = Manual Trans.

AR = Use as required - = Non illustrated part # = New this model year

May 2, 2002

Fuel Lines, Front, 2.5 (EPE)
Figure 014-310

ITEM	PART NUMBER	QTY	LINE	SERIES	BODY	ENGINE	TRANS	DESCRIPTION
NOTE: EP0=All 2.5L Gas Engines manual, 12 Disc Magazine.								
1	52100 278AG	1				EP0		BUNDLE, Fuel Line
2								TUBE, Fuel, Serviced in Fuel Bundle , (NOT SERVICED)
3								TUBE, Fuel Vapor, Serviced in Fuel Bundle, (NOT SERVICED)
4								CLIP, Fuel Line, Serviced in Fuel Bundle , (NOT SERVICED)
5	6101 786	2				EP0		SCREW, Self Tapping, M6x1x15
6								CLIP, Fuel Line, Serviced in Fuel Bundle, (NOT SERVICED)



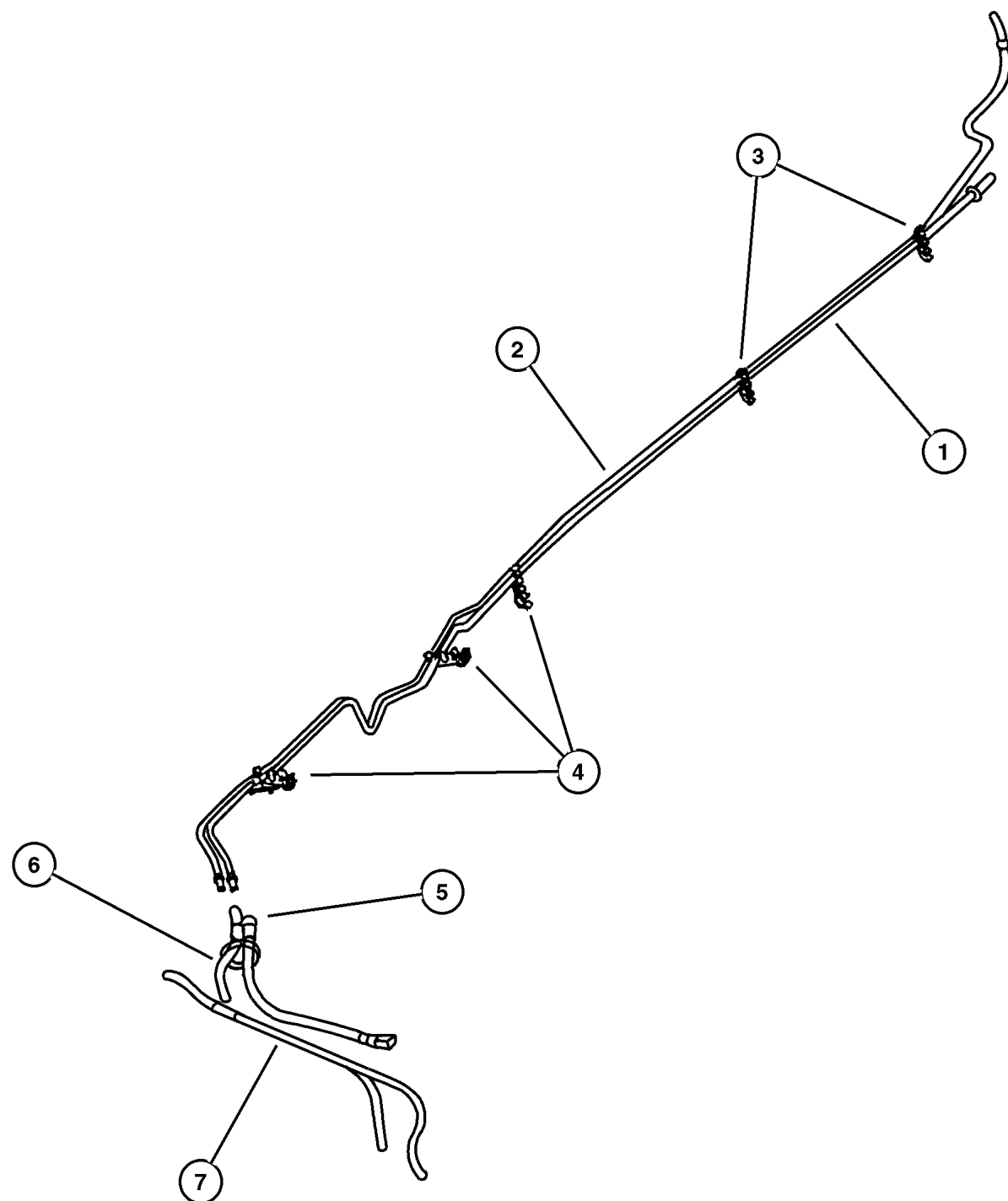
JEEP WRANGLER (TJ)			
SERIES	LINE	BODY	ENGINE
H = Sport	J = Wrangler 4WD	77 = 93.4 WB	EPE, EP0 = 2.5L Power Tech
L = SE	U = Wrangler 4WD (RHD)		ERH, ER0 = 4.0L Power Tech
P = Sahara			

TRANSMISSION
DGG, DGD = 32RH 3 Spd. Auto.
DDQ = 5 Spd. Manual
DDD = 5 Speed HD Manual
DG0 = Auto. Trans.
DBB = Manual Trans.

AR = Use as required - = Non illustrated part # = New this model year

May 2, 2002

Fuel Lines, Rear, 2.5 (EPE)
Figure 014-320



ITEM	PART NUMBER	QTY	LINE	SERIES	BODY	ENGINE	TRANS	DESCRIPTION
------	-------------	-----	------	--------	------	--------	-------	-------------

Note; EP0= All 2.5L 4 Cylinder Gas Engines manual, 12 Disc Magazine.
ER0= All 4.0L 6 Cylinder Gas Engines manual, 12 Disc Magazine.

1	5212 7502	1				EP0, ER0		TUBE, Fuel Supply
2	5212 7601	1				EP0, ER0		TUBE, Fuel Vapor
3	3420 2371	2				EP0, ER0		CLIP, Quad Tubes
4	5200 7995	3				EP0, ER0		CLIP, Five Way Fastener
5	52100 167AB	1				EP0, ER0		BUNDLE, Fuel Line, Chassis To Fuel Tank
6								HOSE, Fuel And Vapor, 25 Foot Roll 3/16", (NOT SERVICED)
7	52100 185AB	1				EP0, ER0		HOSE, Fuel Vapor

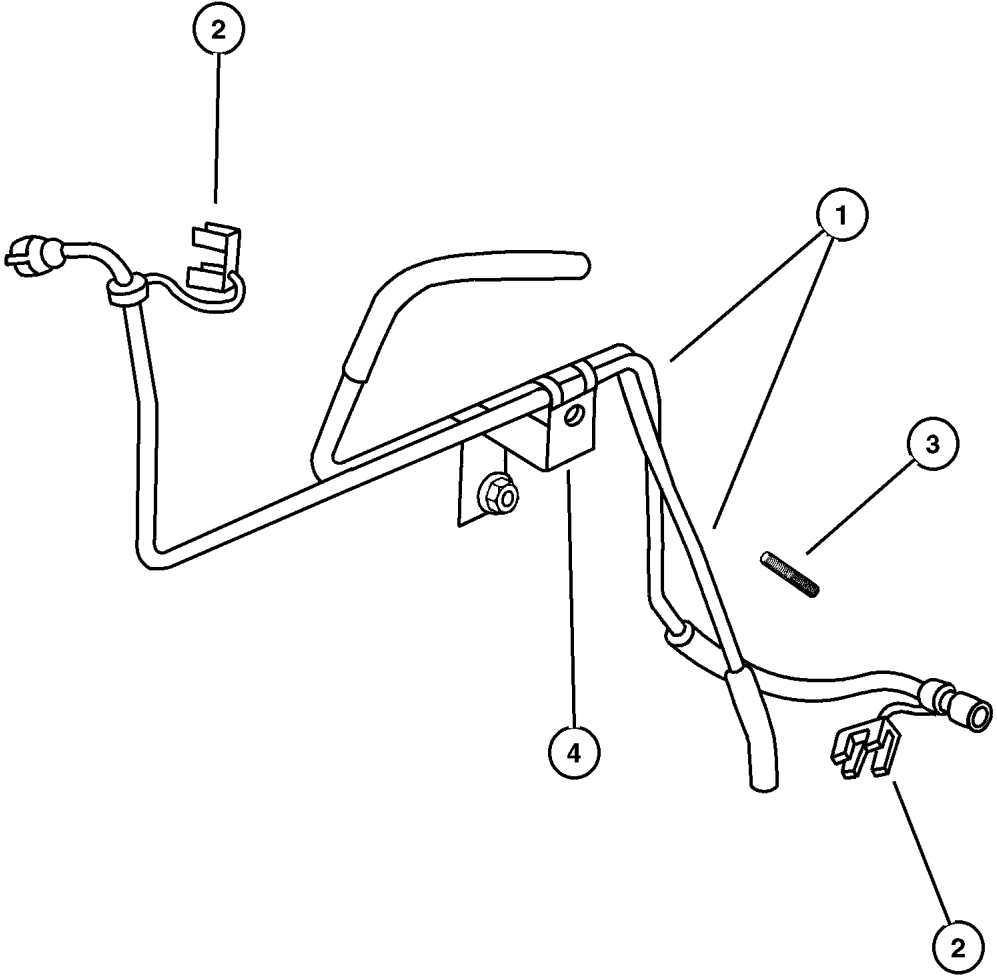
JEEP WRANGLER (TJ)		BODY	ENGINE	TRANSMISSION
SERIES	LINE	77 = 93.4 WB	EPE, EP0 = 2.5L Power Tech ERH, ER0 = 4.0L Power Tech	DGG, DGD = 32RH 3 Spd. Auto. DDQ = 5 Spd. Manual DDD = 5 Speed HD Manual DG0 = Auto. Trans. DBB = Manual Trans.
H = Sport	J = Wrangler 4WD			
L = SE	U = Wrangler 4WD (RHD)			
P = Sahara				

AR = Use as required - = Non illustrated part # = New this model year

May 2, 2002

Fuel Lines, Front, 4.0 (ERH)
Figure 014-330

ITEM	PART NUMBER	QTY	LINE	SERIES	BODY	ENGINE	TRANS	DESCRIPTION
Note; ERO= All 4.0 Gas Engines manual, 12 Disc Magazine.								
1	52100 272AH	1				ERO		BUNDLE, Fuel Line
2								CLIP, Fuel Line, Serviced in Fuel Bundle , (NOT SERVICED)
3	6505 600AA	1				ERO		STUD
4								BRACKET, (NOT SERVICED)

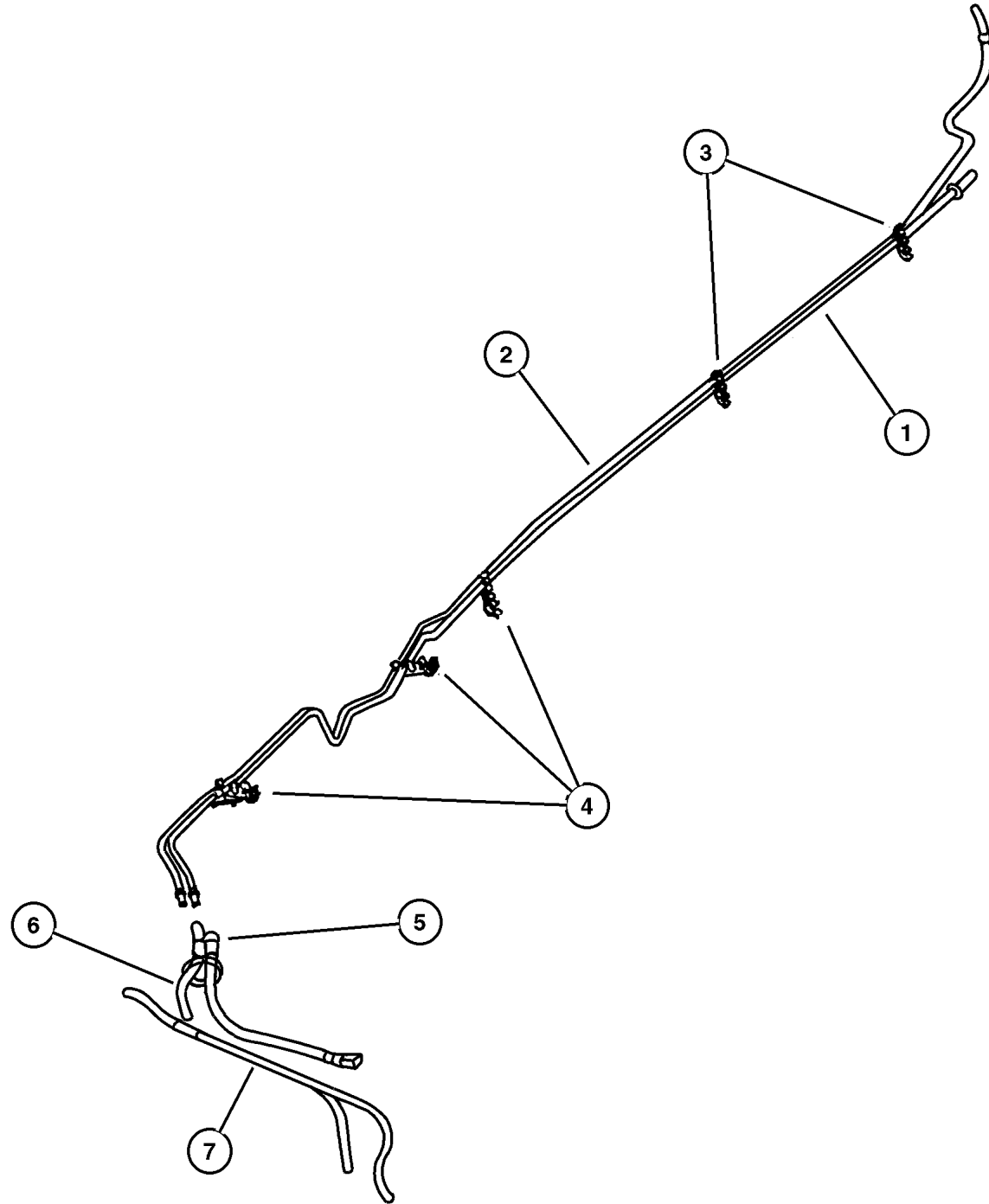


JEEP WRANGLER (TJ)		BODY	ENGINE	TRANSMISSION
SERIES	LINE	77 = 93.4 WB	EPE, EP0 = 2.5L Power Tech ERH, ER0 = 4.0L Power Tech	DGG, DGD = 32RH 3 Spd. Auto. DDQ = 5 Spd. Manual DDD = 5 Speed HD Manual DG0 = Auto. Trans. DBB = Manual Trans.
H = Sport	J = Wrangler 4WD			
L = SE	U = Wrangler 4WD (RHD)			
P = Sahara				

AR = Use as required - = Non illustrated part # = New this model year

May 2, 2002

Fuel Lines, Rear, 4.0 (ERH)
Figure 014-340



ITEM	PART NUMBER	QTY	LINE	SERIES	BODY	ENGINE	TRANS	DESCRIPTION
------	-------------	-----	------	--------	------	--------	-------	-------------

Note; EP0= All 2.5L 4 Cylinder Gas Engines manual, 12 Disc Magazine.
ER0= All 4.0L 6 Cylinder Gas Engines manual, 12 Disc Magazine.

1	5212 7502	1				EP0, ER0		TUBE, Fuel Supply
2	5212 7601	1				EP0, ER0		TUBE, Fuel Vapor
3	3420 2371	2				EP0, ER0		CLIP, Quad Tubes
4	5200 7995	3				EP0, ER0		CLIP, Five Way Fastener
5	52100 167AB	1				EP0, ER0		BUNDLE, Fuel Line, Chassis to Fuel Tank
6								HOSE, Fuel And Vapor, 25 Foot Roll 3/16", (NOT SERVICED)
7	52100 185AB	1				EP0, ER0		HOSE, Fuel Vapor

JEEP WRANGLER (TJ)			
SERIES	LINE	BODY	ENGINE
H = Sport	J = Wrangler 4WD	77 = 93.4 WB	EPE, EP0 = 2.5L Power Tech
L = SE	U = Wrangler 4WD (RHD)		ERH, ER0 = 4.0L Power Tech
P = Sahara			

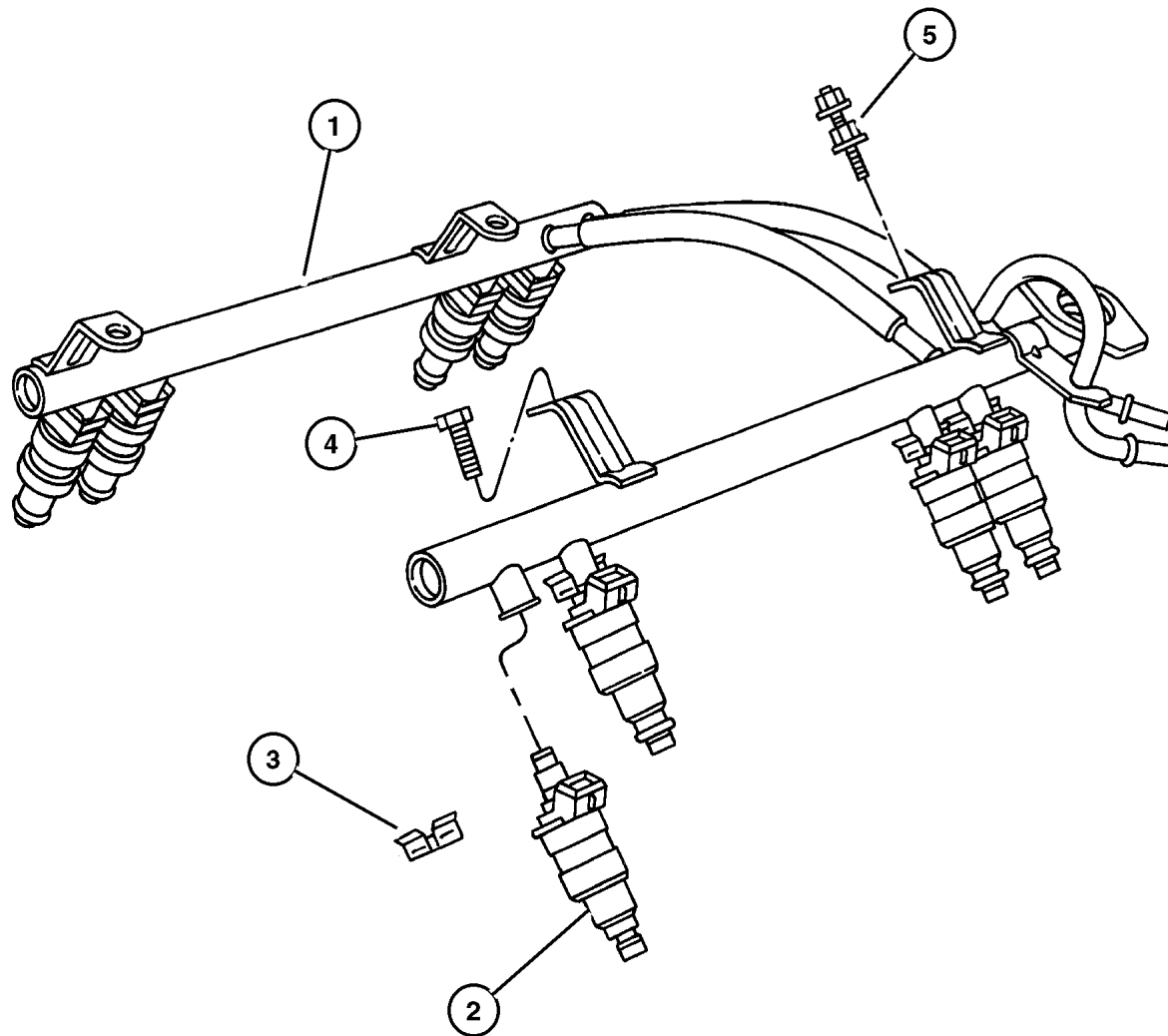
TRANSMISSION
DGG, DGD = 32RH 3 Spd. Auto.
DDQ = 5 Spd. Manual
DDD = 5 Speed HD Manual
DG0 = Auto. Trans.
DBB = Manual Trans.

AR = Use as required - = Non illustrated part # = New this model year

May 2, 2002

Fuel Injection System, 2.5 (EPE), 4.0 (ERH)
Figure 014-410

ITEM	PART NUMBER	QTY	LINE	SERIES	BODY	ENGINE	TRANS	DESCRIPTION
NOTE: EP0=All 2.5L Gas Engines ER0=All 4.0L Engines manual, 12 Disc Magazine.								
1	5013 157AA	1				EP0		RAIL, Fuel
	5014 496AA	1				ER0		
2								INJECTOR, Fuel
	5303 0778	4				EP0		
	4854 181	6				ER0		
3								CLIP, Fuel Injector
	4418 257AB	4				EP0		
		6				ER0		
4	6501 979	2				ER0		SCREW AND WASHER, Hex Head, M6x1x17
5	6502 086	2				EP0		STUD
-6	6502 647	2				ER0		STUD, M6x1.00x44
-7								CAP
	5018 781AA	1				EP0		Diagnostic Port
		1				ER0		Diagnostic Port

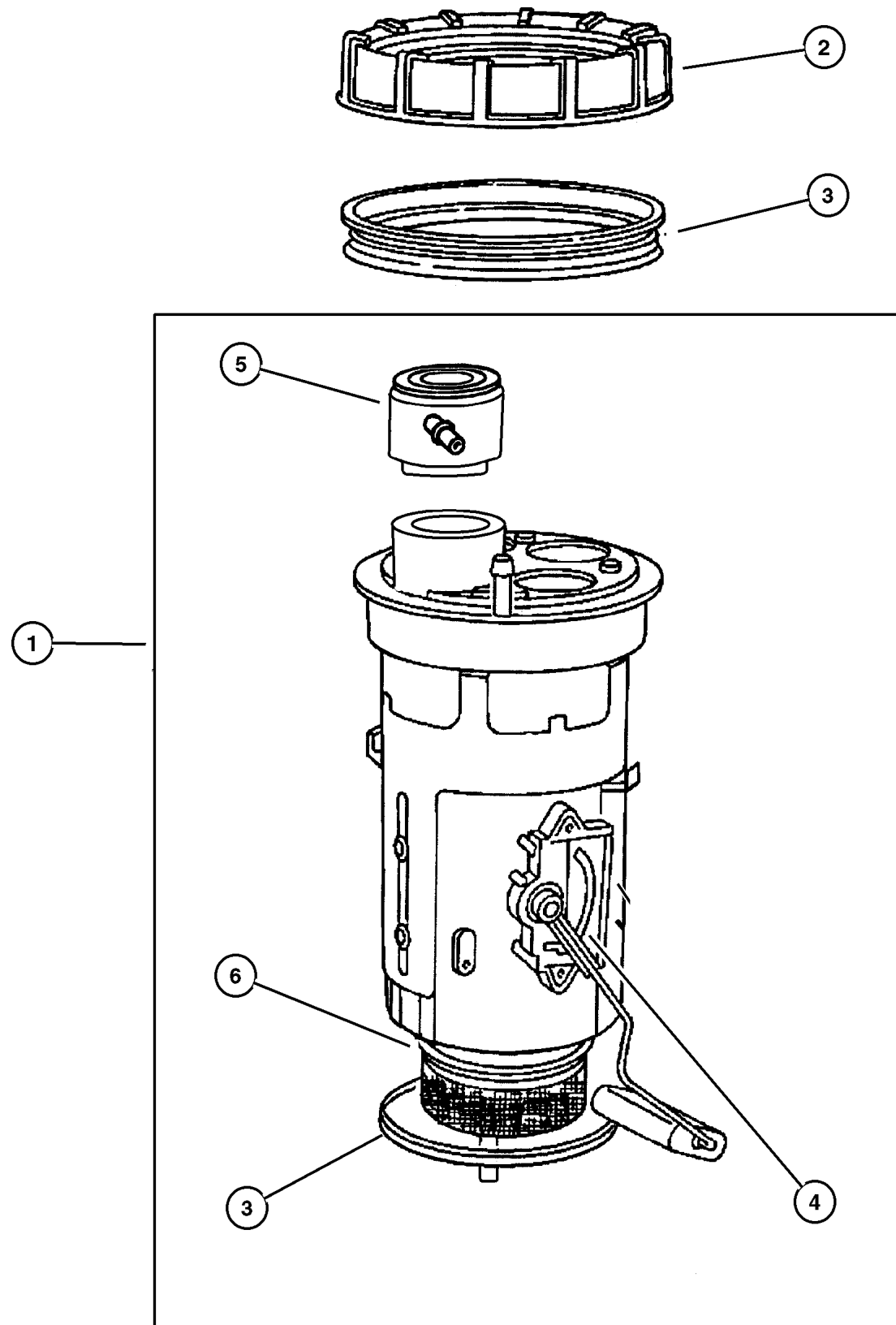


JEEP WRANGLER (TJ)				TRANSMISSION
SERIES	LINE	BODY	ENGINE	
H = Sport	J = Wrangler 4WD	77 = 93.4 WB	EPE, EP0 = 2.5L Power Tech	DGG, DGD = 32RH 3 Spd. Auto.
L = SE	U = Wrangler 4WD (RHD)		ERH, ER0 = 4.0L Power Tech	DDQ = 5 Spd. Manual
P = Sahara				DDD = 5 Speed HD Manual
				DG0 = Auto. Trans.
				DBB = Manual Trans.

AR = Use as required - = Non illustrated part # = New this model year

May 2, 2002

Fuel Module, 2.5 (EPE), 4.0 (ERH)
Figure 014-510



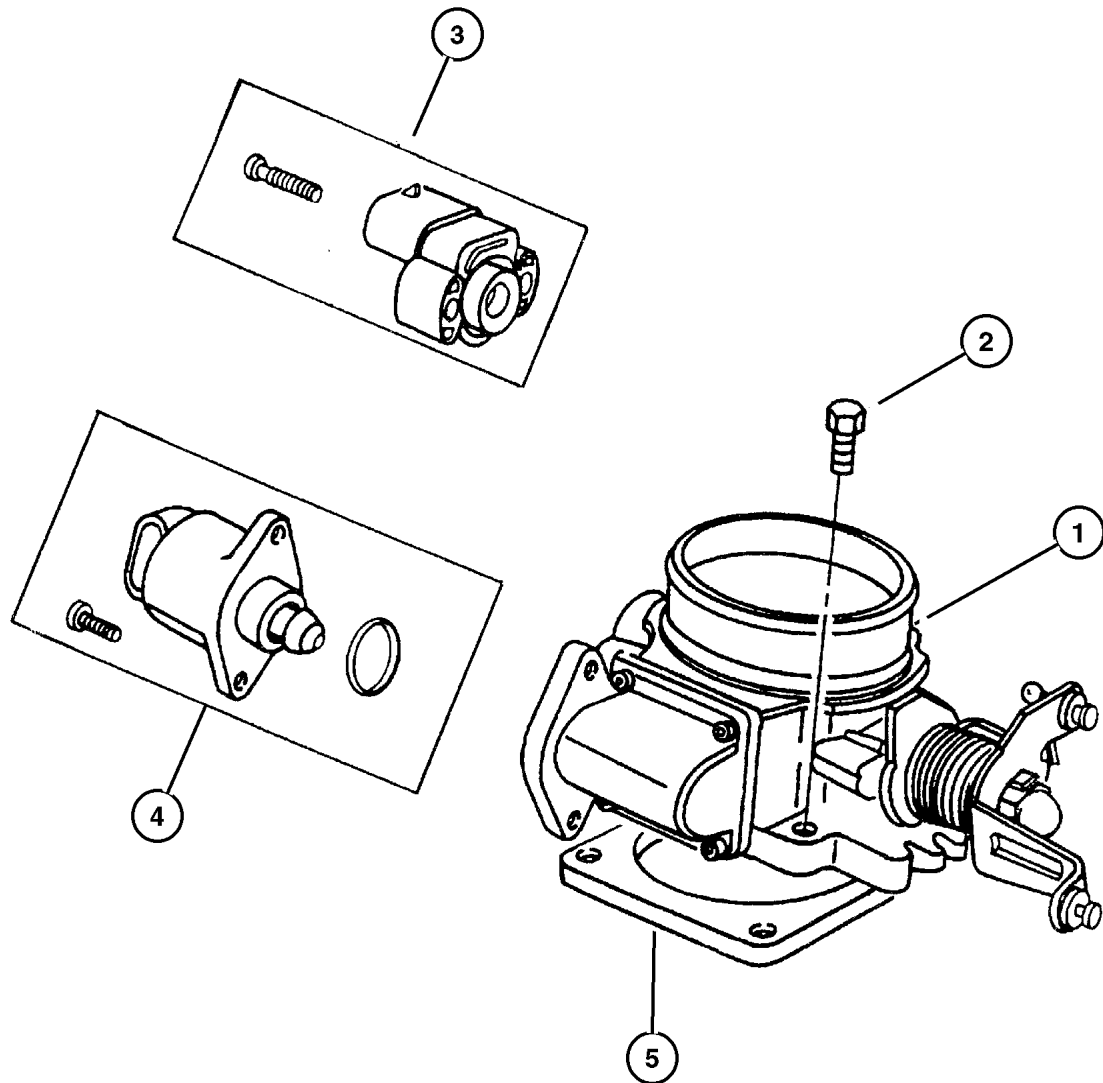
ITEM	PART NUMBER	QTY	LINE	SERIES	BODY	ENGINE	TRANS	DESCRIPTION
NOTE: EP0=All 2.5L Gas Engines ER0=All 4.0L Engines manual, 12 Disc Magazine.								
1	#5012 952AC	1				EP0, ER0		MODULE PACKAGE, Fuel Tank
2	5200 5389	1				EP0, ER0		NUT, Fuel Pump Module
3	5201 8808	1				EP0, ER0		SEAL, Fuel Pump and Level Unit
4	#5017 909AA	1				EP0, ER0		LEVEL UNIT PACKAGE, Fuel
5	4798 301	1				EP0, ER0		FILTER, Fuel
6								FILTER, Fuel Module, Serviced in Module Assembly, (NOT SERVICED)

JEEP WRANGLER (TJ)		BODY	ENGINE	TRANSMISSION
SERIES	LINE	77 = 93.4 WB	EPE, EP0 = 2.5L Power Tech ERH, ER0 = 4.0L Power Tech	DGG, DGD = 32RH 3 Spd. Auto. DDQ = 5 Spd. Manual DDD = 5 Speed HD Manual DG0 = Auto. Trans. DBB = Manual Trans.
H = Sport	J = Wrangler 4WD			
L = SE	U = Wrangler 4WD (RHD)			
P = Sahara				

AR = Use as required - = Non illustrated part # = New this model year

May 2, 2002

Throttle Body, 2.5 (EPE), 4.0 (ERH)
Figure 014-610



ITEM	PART NUMBER	QTY	LINE	SERIES	BODY	ENGINE	TRANS	DESCRIPTION
NOTE: EP0=All 2.5L Gas Engines ER0=All 4.0L Engines manual, 12 Disc Magazine.								
1								THROTTLE BODY
	53032 016AD	1				EP0		
	53032 023AC	1				ER0		
2	6503 929	4				EP0,		SCREW AND WASHER, Coned Pilot,
						ER0		M6x1x30
3								SENSOR, Throttle Position
	4874 371AC	1				ER0		
		1				EP0		
4								MOTOR, Air Idle Speed
	4874 373AB	1				EP0		
		1				ER0		
5	5300 7543	1				EP0,		GASKET, Throttle Body
						ER0		

JEEP WRANGLER (TJ)				TRANSMISSION
SERIES	LINE	BODY	ENGINE	
H = Sport	J = Wrangler 4WD	77 = 93.4 WB	EPE, EP0 = 2.5L Power Tech	DGG, DGD = 32RH 3 Spd. Auto.
L = SE	U = Wrangler 4WD (RHD)		ERH, ER0 = 4.0L Power Tech	DDQ = 5 Spd. Manual
P = Sahara				DDD = 5 Speed HD Manual
				DG0 = Auto. Trans.
				DBB = Manual Trans.

AR = Use as required - = Non illustrated part # = New this model year

May 2, 2002

**Throttle Controls, 2.5 (EPE), 4.0 (ERH)
Figure 014-710**

ITEM	PART NUMBER	QTY	LINE	SERIES	BODY	ENGINE	TRANS	DESCRIPTION
------	-------------	-----	------	--------	------	--------	-------	-------------

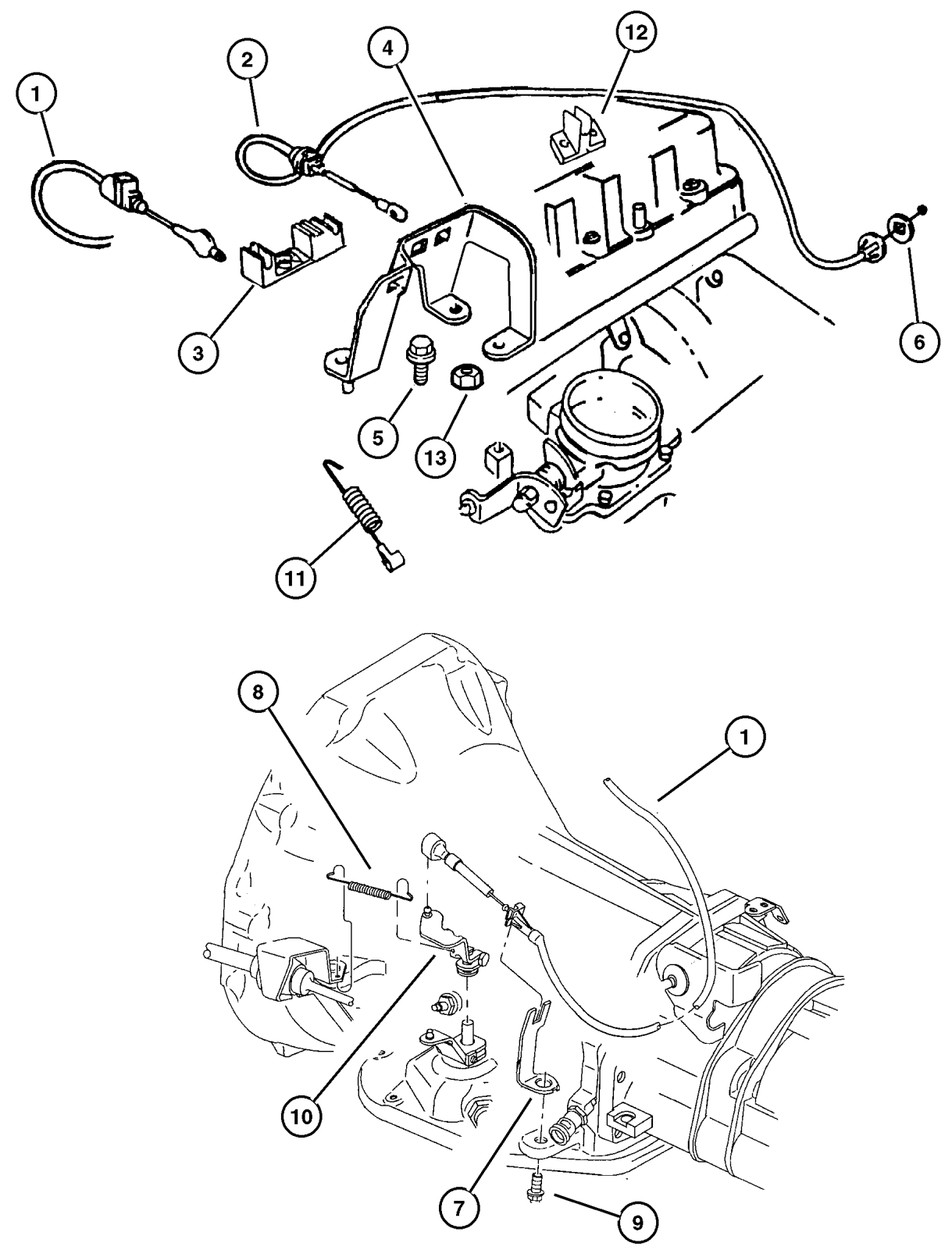
NOTE: EP0=All 2.5L Gas Engines ER0=All 4.0L Engines DBB=All Manual Transmissions DG0=All Automatic Transmissions

manual, 12 Disc Magazine.								
1	52104 352AA	1				EP0, ER0	DG0	CABLE, Throttle Valve
2	4854 137	1						CABLE, Accelerator
3								GUIDE, Accelerator Cable
4	5300 7620	1				EP0		BRACKET, Accelerator Cable
	5207 9029	1				ER0		
5	5300 7485	1				EP0		SCREW AND WASHER, Hex Head, M6x1x17
	53013 160AA	1				ER0		
6	6501 979	2				EP0		PLUG, Access Hole, (NOT REQUIRED)
		2				ER0		
7	5207 8867	1				EP0, ER0	DG0	BRACKET, Cable
8	5300 9055	1				EP0, ER0	DG0	SPRING, Throttle Valve Return
9	0181 112	1				EP0, ER0	DG0	SCREW AND WASHER, .375-16x1.00
10	52078 723AB	1				EP0, ER0	DG0	LEVER, Throttle Valve
11	52078 102AB	1				EP0, ER0	DBB	SPRING, Throttle Return
12	5207 8987	1	J			ER0		GUIDE, Accelerator Cable
13	6100 047	1				EP0		NUT AND WASHER, Hex Nut-Coned Washer, M6 x 1.00

JEEP WRANGLER (TJ)				
SERIES	LINE	BODY	ENGINE	TRANSMISSION
H = Sport	J = Wrangler 4WD	77 = 93.4 WB	EPE, EP0 = 2.5L Power Tech	DGG, DGD = 32RH 3 Spd. Auto.
L = SE	U = Wrangler 4WD (RHD)		ERH, ER0 = 4.0L Power Tech	DDQ = 5 Spd. Manual
P = Sahara				DDD = 5 Speed HD Manual
				DG0 = Auto. Trans.
				DBB = Manual Trans.

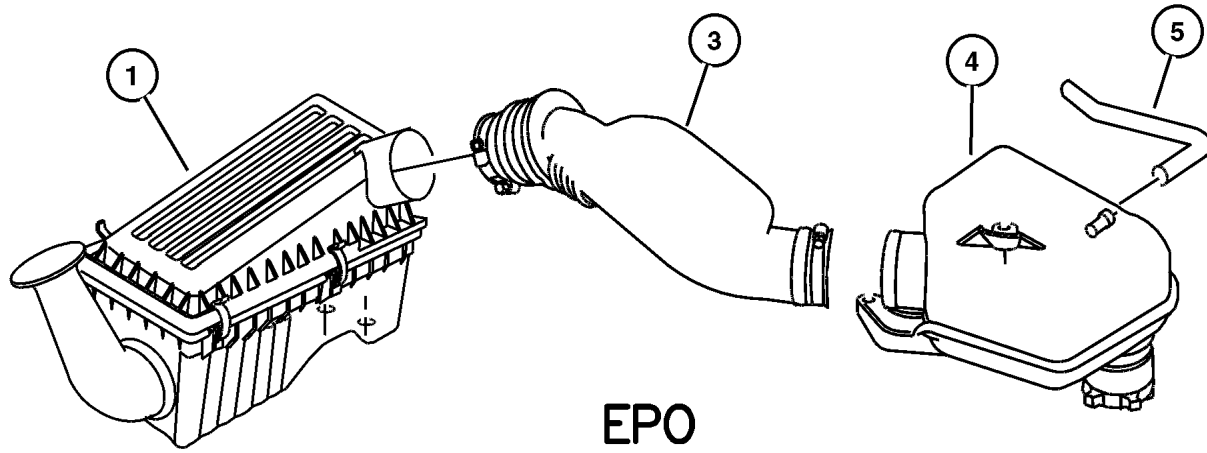
AR = Use as required - = Non illustrated part # = New this model year

May 2, 2002

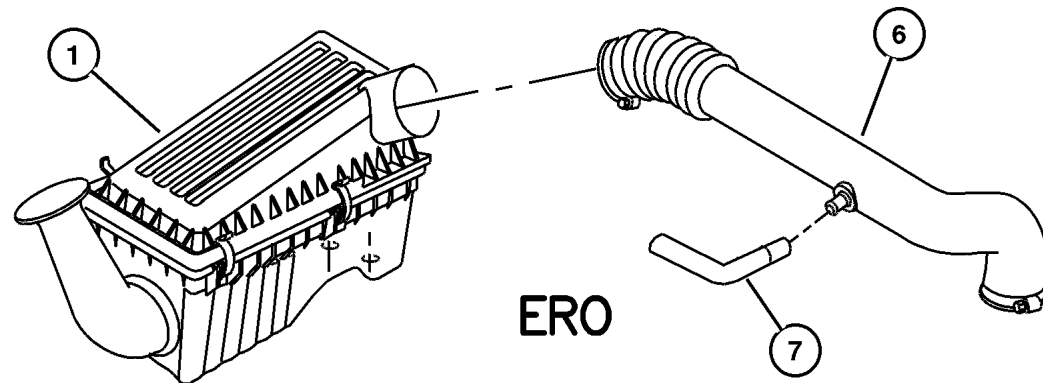
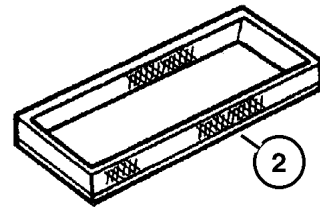


**Air Cleaner, 2.5 (EPE), 4.0 (ERH)
Figure 014-810**

ITEM	PART NUMBER	QTY	LINE	SERIES	BODY	ENGINE	TRANS	DESCRIPTION
NOTE: EP0=All 2.5L Gas Engines ER0=All 4.0L Engines manual, 12 Disc Magazine.								
1	#53013 650AA	1				EP0, ER0		AIR CLEANER
2	4797 777	1				EP0, ER0		FILTER, Air
3	5303 0610	1				EP0		HOSE, Air Cleaner
4	5303 0759	1				EP0		RESONATOR, Air Cleaner
5	5303 0614	1				EP0		TUBE, Crankcase Vent Valve
6	5303 0611	1				ER0		HOSE, Air Cleaner
7	5303 0615	1				ER0		TUBE, Crankcase Vent Valve
-8	6101 444	3				EP0, ER0		NUT AND WASHER, Hex, M6x1.0, Air Cleaner Mounting Nut



EPO



ERO

JEEP WRANGLER (TJ)

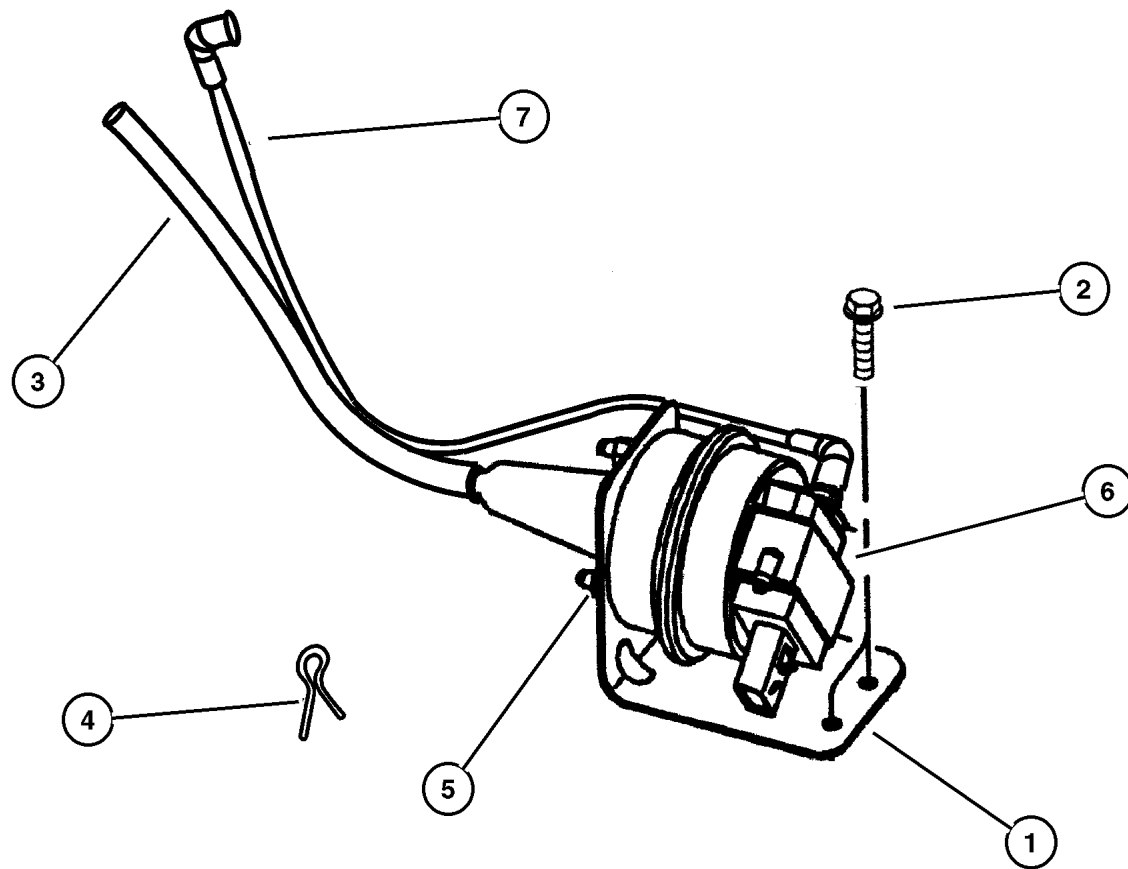
SERIES	LINE	BODY	ENGINE	TRANSMISSION
H = Sport	J = Wrangler 4WD	77 = 93.4 WB	EPE, EP0 = 2.5L Power Tech	DGG, DGD = 32RH 3 Spd. Auto.
L = SE	U = Wrangler 4WD (RHD)		ERH, ER0 = 4.0L Power Tech	DDQ = 5 Spd. Manual
P = Sahara				DDD = 5 Speed HD Manual
				DG0 = Auto. Trans.
				DBB = Manual Trans.

AR = Use as required - = Non illustrated part # = New this model year

May 2, 2002

**Speed Control, 2.5 (EPE), 4.0 (ERH)
Figure 014-1010**

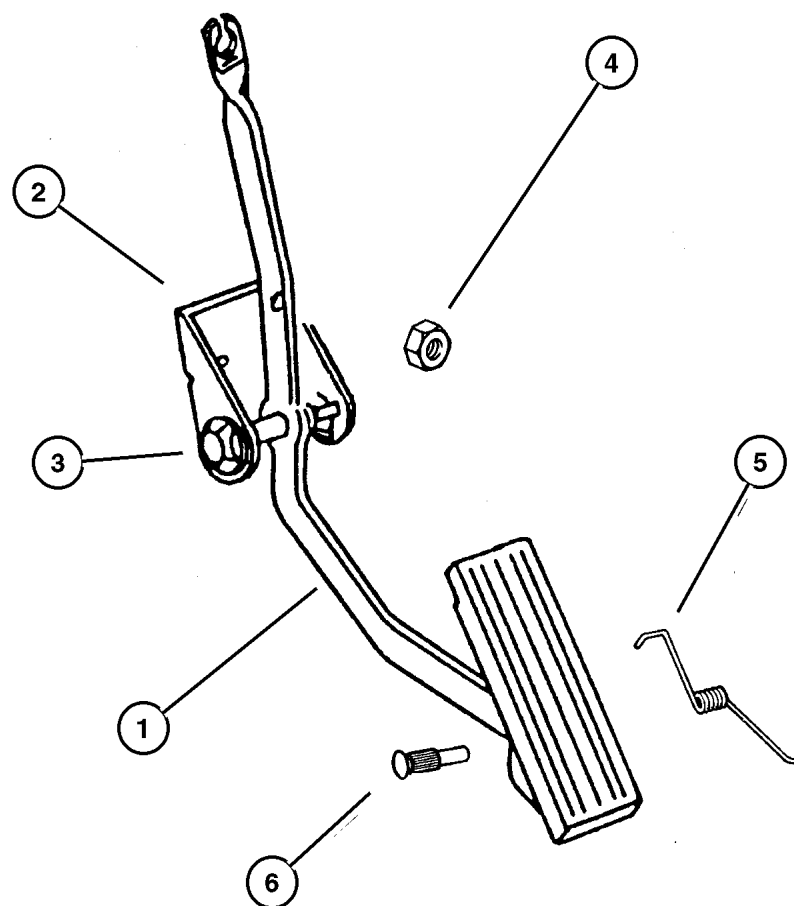
ITEM	PART NUMBER	QTY	LINE	SERIES	BODY	ENGINE	TRANS	DESCRIPTION
Note; EPO= All 2.5 Gas Engines, ERO= All 4.0 Gas Engines. manual, 12 Disc Magazine.								
1								BRACKET, Speed Control Servo
	4854 155	1	J					
	53013 058AA	1	U					
2								SCREW, M6x1.00x20.00, (NOT SERVICED)
3								CABLE, Speed Control
	4854 156	1	J					
	53013 059AA	1	U					
4								CLIP, Cable to Servo Attach
	6025 867	1	J					
		1	U					
5								NUT, Hex Flange Serration, M6x1
	6502 493	2	J					
		2	U					
6								SERVO, Speed Control
	4669 979	1	J					
		1	U					
7								HARNESS, Speed Control Vacuum
	53013 010AA	1	J					
	53013 063AA	1	U					



JEEP WRANGLER (TJ)			
SERIES	LINE	BODY	ENGINE
H = Sport	J = Wrangler 4WD	77 = 93.4 WB	EPE, EP0 = 2.5L Power Tech
L = SE	U = Wrangler 4WD (RHD)		ERH, ER0 = 4.0L Power Tech
P = Sahara			
			TRANSMISSION
			DGG, DGD = 32RH 3 Spd. Auto.
			DDQ = 5 Spd. Manual
			DDD = 5 Speed HD Manual
			DG0 = Auto. Trans.
			DBB = Manual Trans.

AR = Use as required - = Non illustrated part # = New this model year

**Accelerator Pedal, 2.5 (EPE), 4.0 (ERH)
Figure 014-1110**



ITEM	PART NUMBER	QTY	LINE	SERIES	BODY	ENGINE	TRANS	DESCRIPTION
NOTE: EP0=All 2.5L Gas Engines ER0=All 4.0L Engines manual, 12 Disc Magazine.								
1								PEDAL, Accelerator
	5207 8714	1	J			EP0, ER0		
	5207 8715	1	U			EP0, ER0		
2								BRACKET, Accelerator Cable, Serviced in Pedal Assembly, (NOT SERVICED)
3								BUSHING, Accelerator Pedal
	5207 8653	2	J			EP0, ER0		
		2	U			EP0, ER0		
4	3420 1680	2						NUT, Hex Flange, M6x1
5								SPRING, Torsion
	5303 0874	1	J			EP0, ER0		
		1	U			EP0, ER0		
6								PIN, Accelerator Pedal Mtg.
	5207 9019	1	J			EP0, ER0		
		1	U			EP0, ER0		

JEEP WRANGLER (TJ)

SERIES	LINE	BODY	ENGINE	TRANSMISSION
H = Sport	J = Wrangler 4WD	77 = 93.4 WB	EPE, EP0 = 2.5L Power Tech	DGG, DGD = 32RH 3 Spd. Auto.
L = SE	U = Wrangler 4WD (RHD)		ERH, ER0 = 4.0L Power Tech	DDQ = 5 Spd. Manual
P = Sahara				DDD = 5 Speed HD Manual
				DG0 = Auto. Trans.
				DBB = Manual Trans.

AR = Use as required - = Non illustrated part # = New this model year

May 2, 2002

Group – 016

Propeller Shafts and U-Joints

GROUP 16 - Propeller Shafts and U-Joints

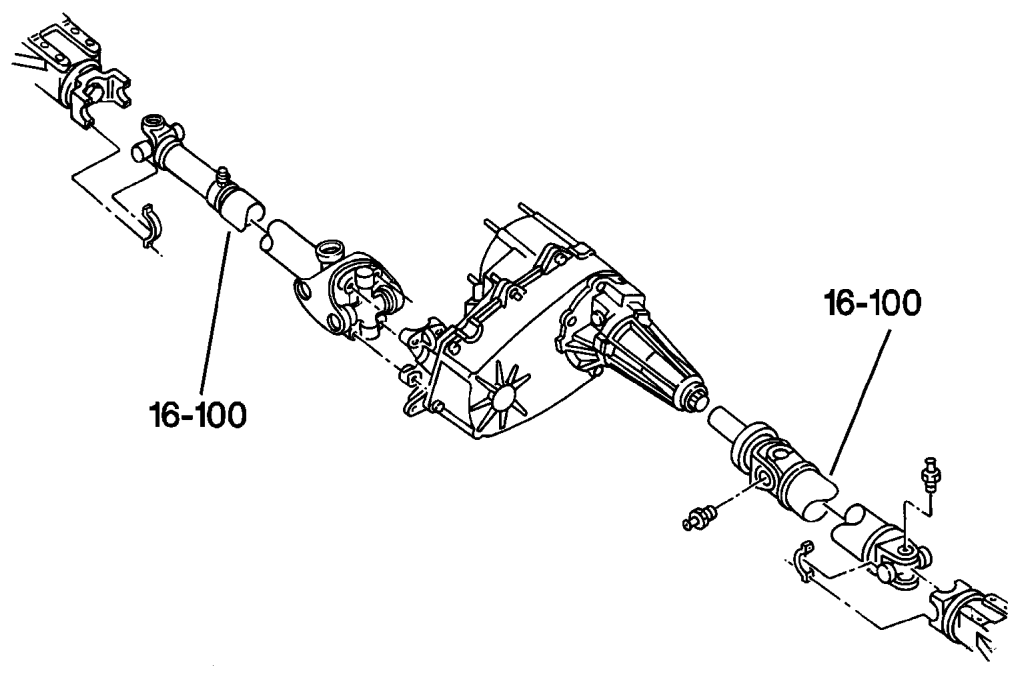
Illustration Title

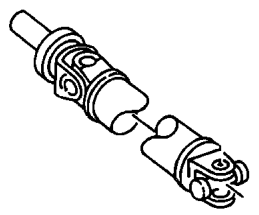
Group-Fig. No.

Propeller Shaft

Propshaft,Front and Rear

Fig. 016-110



<p>016-100 Propeller Shaft</p> 			
---	--	--	--

**Propshaft,Front and Rear
Figure 016-110**

ITEM	PART NUMBER	QTY	LINE	SERIES	BODY	ENGINE	TRANS	DESCRIPTION
------	-------------	-----	------	--------	------	--------	-------	-------------

Note: EP0=All 2.5L 4 Cylinder Gas Engines---ER0=All 4.0L 6 Cylinders Gas Engines---DBB=All Manual Transmissions---DG0=All Automatic Transmissions---DRJ=Dana 35 Rear Axle---DRK=Dana 44 Rear Axle

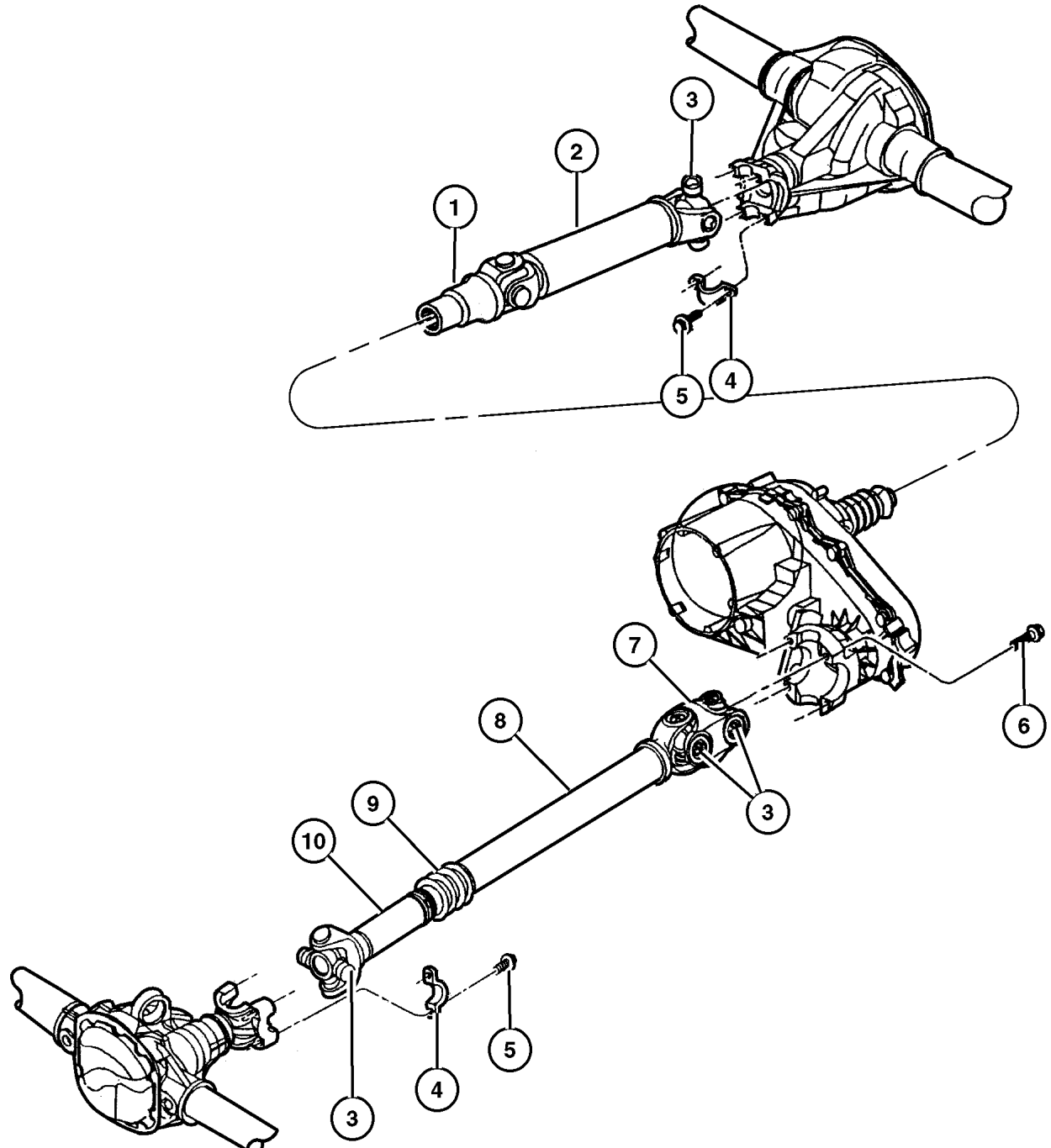
1								YOKE, Drive Shaft
	4882 714	1				EP0		[DRK]
		1				EP0		[DRJ]
		1				ER0	DBB	[DRJ]
		1				ER0	DBB	[DRK]
		1				ER0	DG0	[DRJ]
		1				ER0	DG0	[DRK]
2								SHAFT, Drive
	52098 785AC	1				EP0		[DRK], Rear
	52098 783AC	1				EP0		[DRJ], Rear
	52098 784AC	1				ER0	DBB	[DRJ], Rear
	52098 787AC	1				ER0	DBB	[DRK], Rear
	52098 785AC	1				ER0	DG0	[DRK], Rear
	52098 783AC	1				ER0	DG0	[DRJ], Rear
3								U JOINT
	4882 793	2				EP0		[DRK]
		2				EP0		[DRJ]
		2				ER0	DBB	[DRJ]
		2				ER0	DBB	[DRK]
		2				ER0	DG0	[DRJ]
		2				ER0	DG0	[DRK]
4	J324 0553	2						STRAP, Prop Shaft
5	J400 6928	4						BOLT, Mounting
6	6036 147AA	4						BOLT, .312-24x1.170, Mounting
7								YOKE, Drive Shaft
	J813 0296	1				ER0	DBB	
		1				EP0	DDQ	
		1				EP0,	DG0	
						ER0		
8								SHAFT, Drive
	52098 377AD	1				ER0	DBB	Front
	52098 378AC	1				EP0	DDQ	Front
		1				EP0,	DG0	Front
						ER0		
9								BOOT, Driveshaft
	5012 793AA	1				ER0	DBB	
		1				EP0	DDQ	
		1				EP0,	DG0	
						ER0		
10								YOKE, Drive Shaft

JEEP WRANGLER (TJ)

SERIES	LINE	BODY	ENGINE	TRANSMISSION
H = Sport	J = Wrangler 4WD	77 = 93.4 WB	EPE, EP0 = 2.5L Power Tech	DGG, DGD = 32RH 3 Spd. Auto.
L = SE	U = Wrangler 4WD (RHD)		ERH, ER0 = 4.0L Power Tech	DDQ = 5 Spd. Manual
P = Sahara				DDD = 5 Speed HD Manual
				DG0 = Auto. Trans.
				DBB = Manual Trans.

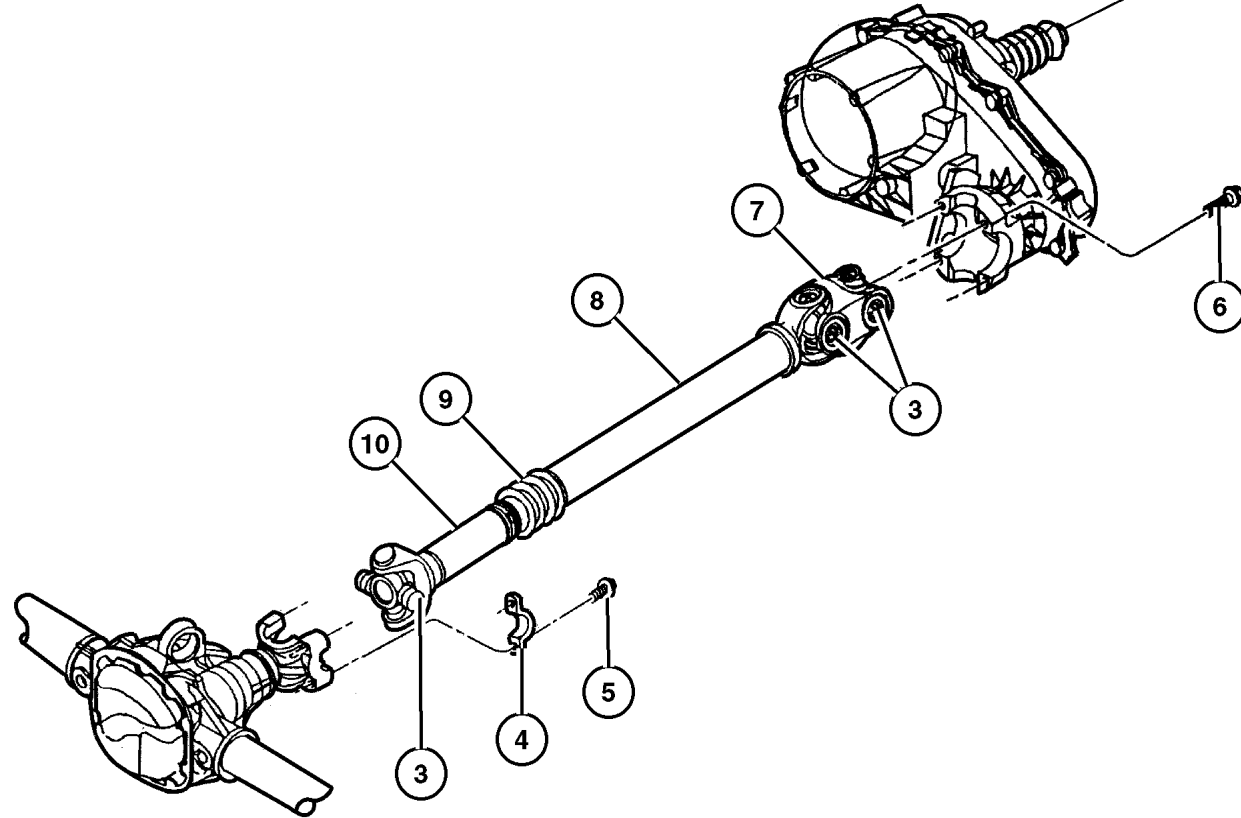
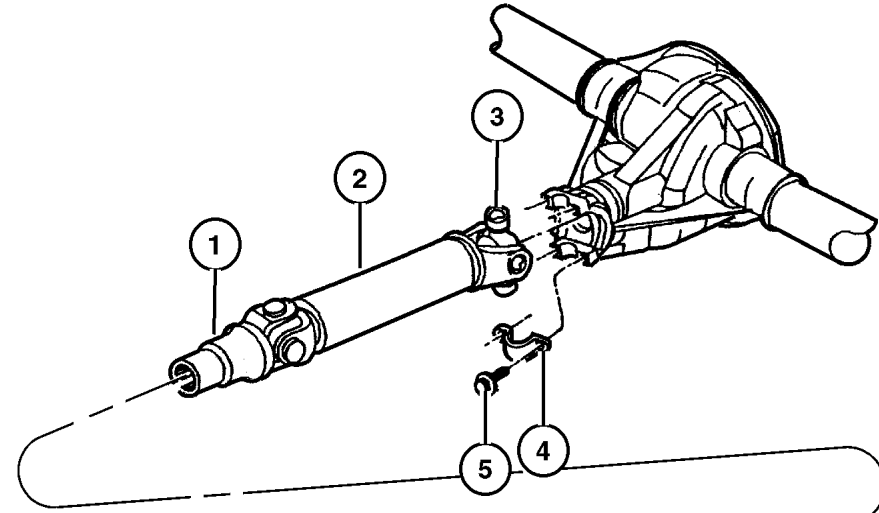
AR = Use as required - = Non illustrated part # = New this model year

May 2, 2002



Propshaft, Front and Rear
Figure 016-110

ITEM	PART NUMBER	QTY	LINE	SERIES	BODY	ENGINE	TRANS	DESCRIPTION
	5016 375AA	1				ER0	DBB	
	J813 0296	1				EP0	DDQ	
	5016 375AA	1				EP0, ER0	DG0	
-11								RING, U Joint
	J320 7886	4				ER0	DBB	
		4				EP0	DDQ	
		4				EP0, ER0	DG0	



JEEP WRANGLER (TJ)

SERIES	LINE	BODY	ENGINE	TRANSMISSION
H = Sport	J = Wrangler 4WD	77 = 93.4 WB	EPE, EP0 = 2.5L Power Tech	DGG, DGD = 32RH 3 Spd. Auto.
L = SE	U = Wrangler 4WD (RHD)		ERH, ER0 = 4.0L Power Tech	DDQ = 5 Spd. Manual
P = Sahara				DDD = 5 Speed HD Manual
				DG0 = Auto. Trans.
				DBB = Manual Trans.

AR = Use as required - = Non illustrated part # = New this model year

May 2, 2002

Group - 017

Rear Suspension

GROUP 17 - Rear Suspension

Illustration Title

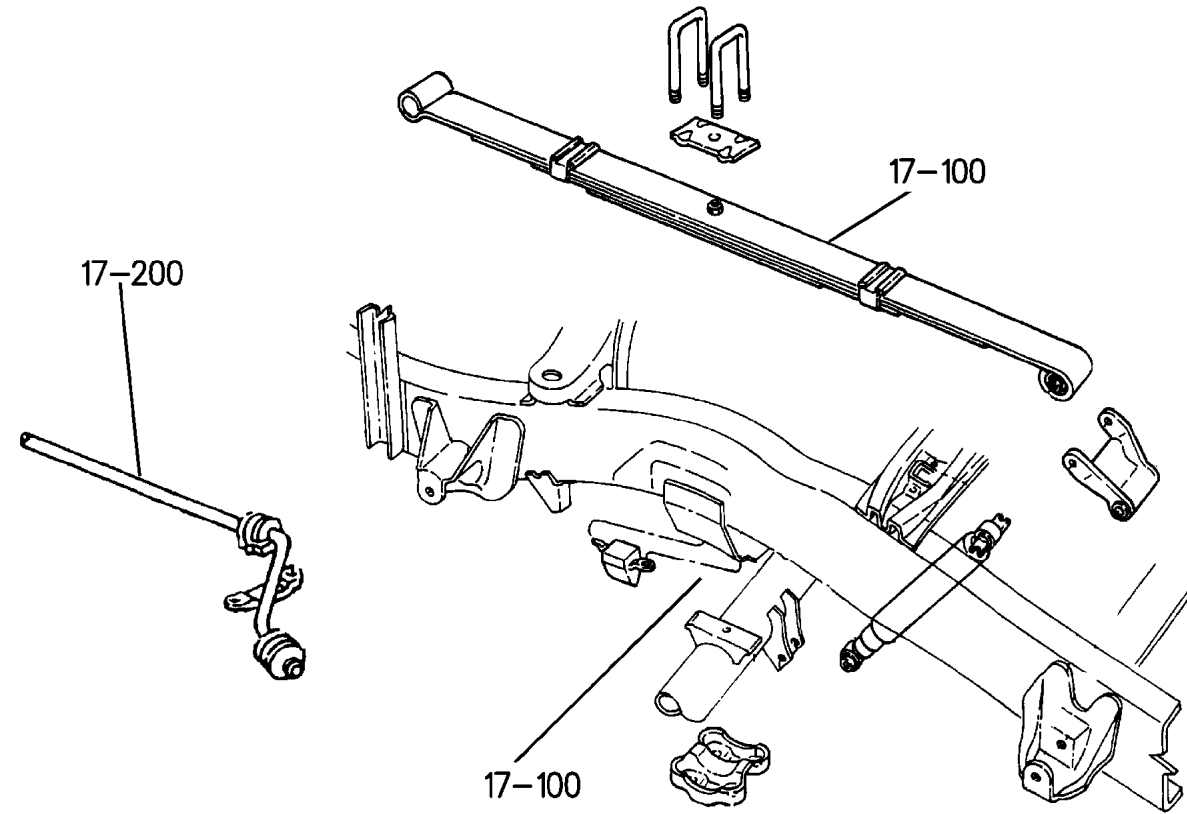
Group-Fig. No.

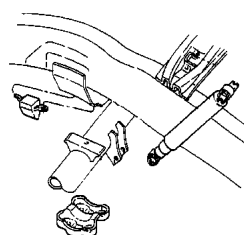
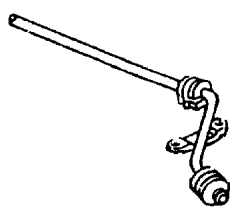
Rear Suspension

Suspension, Rear with Shocks, Springs and Track Bar Fig. 017-110

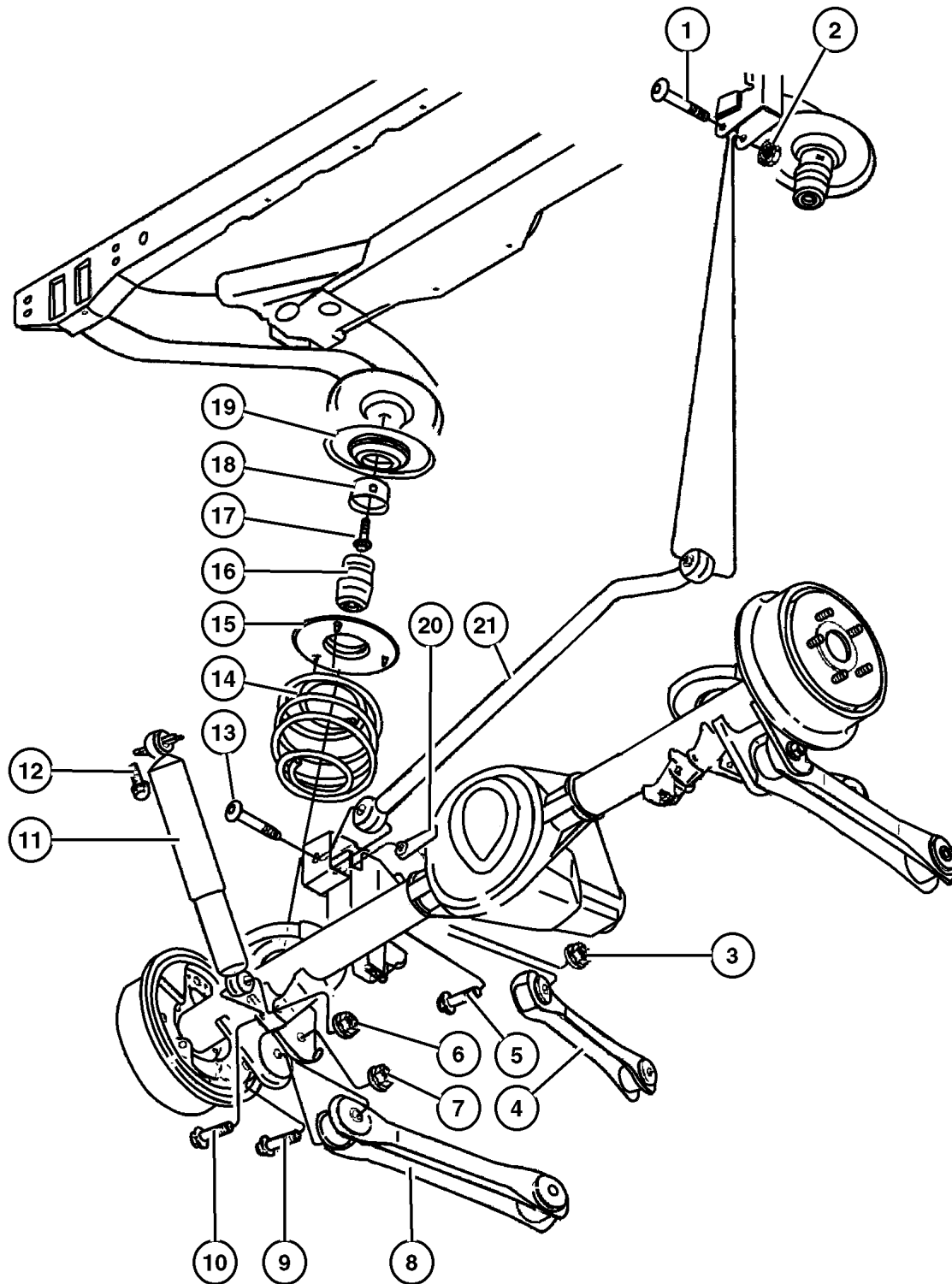
Rear Stabilizer

Stabilizer, Rear Fig. 017-210



<p>017-100 Rear Suspension</p> 	<p>017-200 Rear Stabilizer</p> 		
---	---	--	--

Suspension, Rear with Shocks, Springs and Track Bar Figure 017-110



ITEM	PART NUMBER	QTY	LINE	SERIES	BODY	ENGINE	TRANS	DESCRIPTION
1	6506 147AA	1						SCREW, Hex Flange Head, M12x1.75x80, Track Bar to Frame Mounting
2	6502 697	1						NUT, Hex Flange Lock, M12x1.75, Track Bar to Frame Mounting
3	6502 696	2						NUT, Hex Flange Lock, M10x1.5, UCA to Axle Mounting
4	5208 8520	2						ARM, Control, Right & Left, Upper
5	6503 085	4						BOLT, Hex Flange Head, M10x1.50x78.20, UCA to Frame and Axle Mounting
6	6502 697	2						NUT, Hex Flange Lock, M12x1.75, Shock Mounting, Lower
7	6503 672	4						NUT, Hex, M14-2, LCA to Frame and Axle, Lower
8	5208 8654	2						ARM, Control, Rear, Right & Left, Lower
9	6506 033AA	4						BOLT, Hex Flange Head, M14x2.0x105, LCA to Frame and Axle, Lower
10	6502 473	2						BOLT, Hex Flange Head, M12x1.75x65, Shock Mounting, Lower
11								SHOCK ABSORBER, Suspension, Rear [SDA]
	52087 835AB	2						[SDU]
	52088 651AI	2						[SDU]
12	3420 2467	4						SCREW, Hex Head, M8x1.25x30, Shock Mounting, Upper
13	6505 467AA	1						SCREW, Truss Head, M12x1.75x80, Track Bar to Axle
14								SPRING, Rear Coil
	5208 9102	1						[ZAT,ZNT]
	5208 9103	1						[ZAU,ZNU]
	5208 9104	1						[ZAV,ZNV]
	52090 105AA	1						[ZAW,ZNW]
15	5208 7866	2						ISOLATOR, Spring, Lower
16	5208 7992	2						BUMPER, Jounce
17	6100 402	2						BOLT, Hex Head, M10x35, Jounce Bumper Cup Mounting
18	5208 7635	2						CUP, Jounce Bumper
19	5208 7832	2						ISOLATOR, Spring, Coil Spring Rear, Upper
20	6503 652	1	J					NUT AND RETAINER, Hex Flange Lock, m8x1.25, Track Bar to Axle
21								BAR, Track
	5208 7878	1	J					
	5208 8175	1	U					

JEEP WRANGLER (TJ)

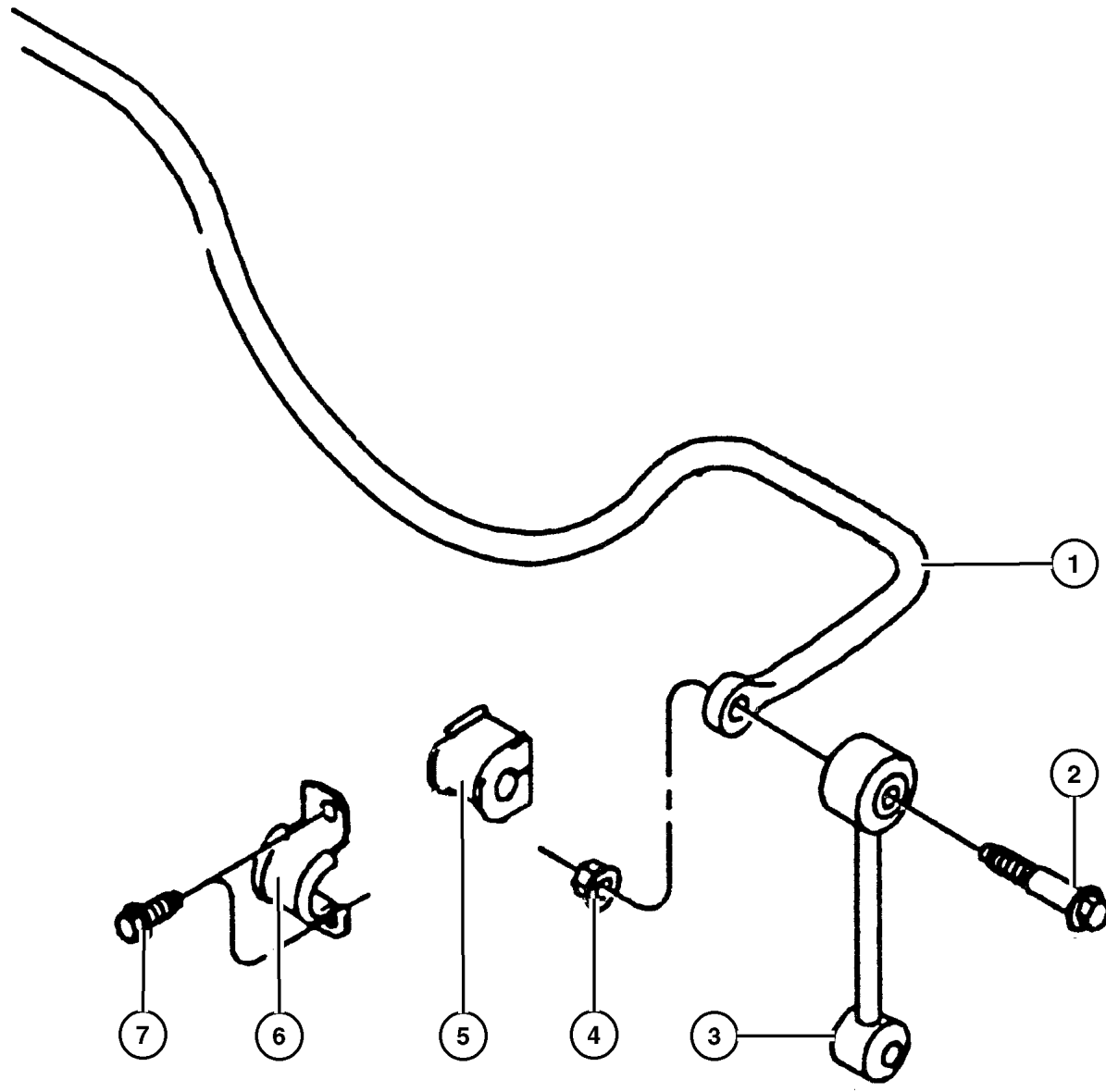
SERIES	LINE	BODY	ENGINE	TRANSMISSION
H = Sport	J = Wrangler 4WD	77 = 93.4 WB	EPE, EP0 = 2.5L Power Tech	DGG, DGD = 32RH 3 Spd. Auto.
L = SE	U = Wrangler 4WD (RHD)		ERH, ER0 = 4.0L Power Tech	DDQ = 5 Spd. Manual
P = Sahara				DDD = 5 Speed HD Manual
				DG0 = Auto. Trans.
				DBB = Manual Trans.

AR = Use as required - = Non illustrated part # = New this model year

May 2, 2002

Stabilizer, Rear Figure 017-210

ITEM	PART NUMBER	QTY	LINE	SERIES	BODY	ENGINE	TRANS	DESCRIPTION
1	5208 8002	1						BAR, Rear Sway
2	6503 726	2						SCREW, Shoulder, Sway Bar to Link
3	52088 896AA	2						LINK, Sway Eliminator
4	6502 696	2						NUT, Hex Flange Lock, M10x1.5, Sway Bar to Link
5	5208 8125	2						BUSHING, Sway Bar
6	5208 7865	2						RETAINER, Sway Bar
7	6503 571	4						SCREW AND WASHER, M10x1.50x35
-8	6503 726	2						SCREW, Shoulder, Sway Bar Link to Frame
-9	6503 648	2						NUT AND RETAINER, Hex Flange Lock, m8x1.25, Sway Bar Link to Frame



JEEP WRANGLER (TJ)

SERIES	LINE	BODY	ENGINE	TRANSMISSION
H = Sport	J = Wrangler 4WD	77 = 93.4 WB	EPE, EP0 = 2.5L Power Tech	DGG, DGD = 32RH 3 Spd. Auto.
L = SE	U = Wrangler 4WD (RHD)		ERH, ER0 = 4.0L Power Tech	DDQ = 5 Spd. Manual
P = Sahara				DDD = 5 Speed HD Manual
				DG0 = Auto. Trans.
				DBB = Manual Trans.

AR = Use as required - = Non illustrated part # = New this model year

May 2, 2002

Group – 019

Steering

GROUP 19 - Steering

Illustration Title

Group-Fig. No.

Steering Wheel

Wheel, Steering Fig. 019-110

Steering Column

Column, Steering Upper and Lower Fig. 019-210

Steering Gear

Gear, Power Steering Fig. 019-310

Steering Linkage

Linkage and Damper Fig. 019-410

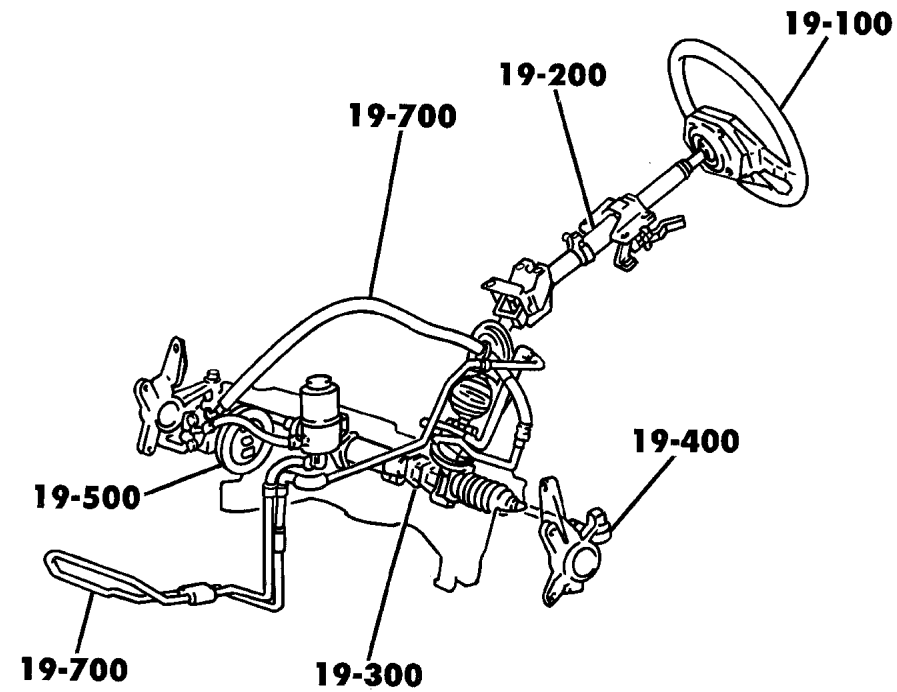
Power Steering Pump







Pump, Power Steering Fig. 019-510

Power Steering Hoses

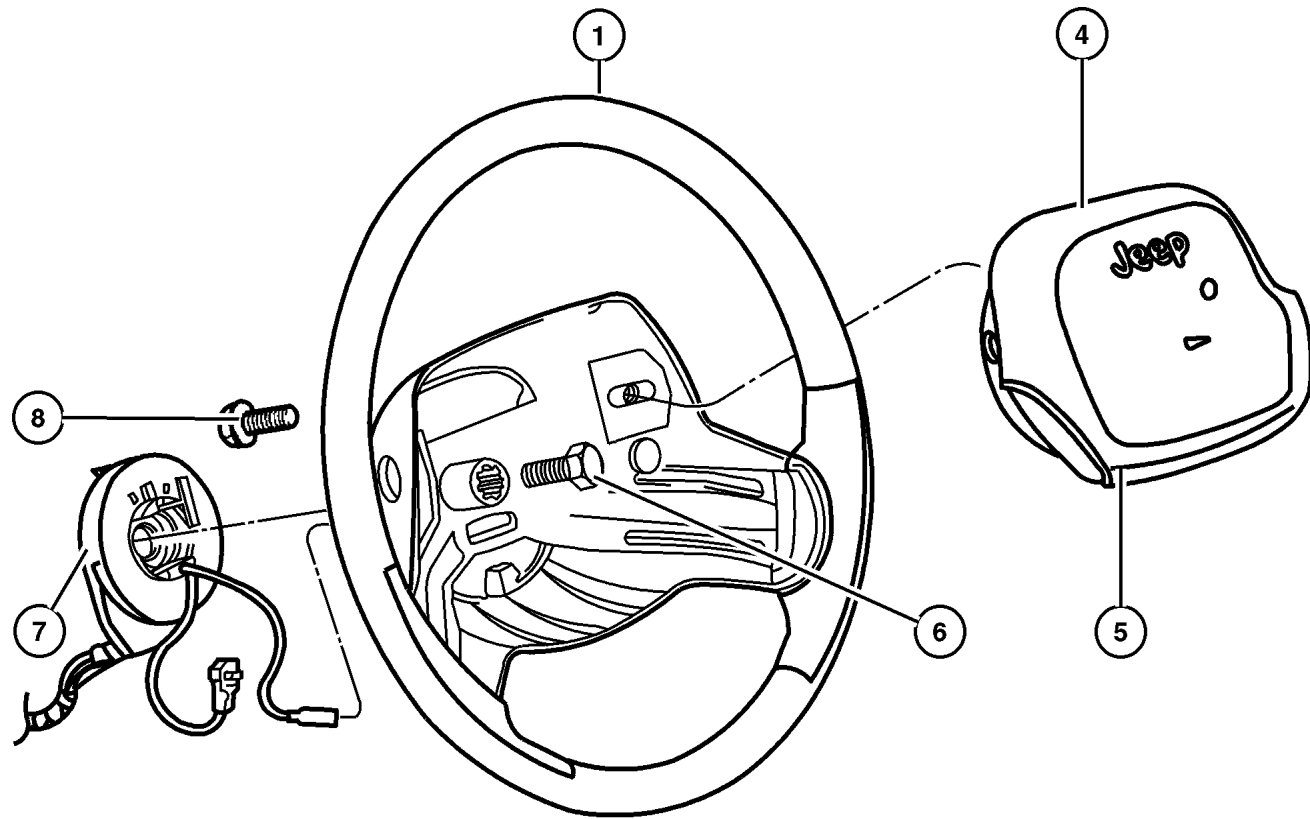
Hoses and Reservoir, 2.5L Engine Fig. 019-710

Hoses and Reservoir, 4.0L Engine Fig. 019-720



<p>019-100 Steering Wheel</p> 	<p>019-200 Steering Column</p> 	<p>019-300 Steering Gear</p> 	<p>019-400 Steering Linkage</p> 
<p>019-500 Power Steering Pump</p> 	<p>019-700 Power Steering Hoses</p> 		

Wheel, Steering Figure 019-110



ITEM	PART NUMBER	QTY	LINE	SERIES	ENGINE	TRANS	DESCRIPTION
Note: If Horn Switch is defective, you must replace the AIR BAG COVER WITH SWITCH and not the AIR BAG MODULE ASSEMBLY itself. J=Dana 35 Rear Axle---DRK=Dana 44 Rear Axle							
Note: SCE=Steering Wheel-2-Spoke Soft---SCG=Steering Wheel-Leather Wrapped---NHM= Speed Control J=Dana 35 Rear Axle---DRK=Dana 44 Rear Axle							
1							WHEEL, Steering
	#5GK43 1AZAB	1					[SCE]
	#5GL44 1AZAB	1					[SCG]
	5DY22 LAZAC	1					[SCG,NHM]
-2							BEZEL, Steering Wheel
	#5GK16 DX9AB	1					without [NHM], Right
	#5GK17 DX9AB	1					without [NHM], Left
-3							SWITCH, Speed Control
	56007 530AD	1	J	H, L, P	EPE,		[NHM], Right
					ERH		
	56007 531AD	1	J	H, L, P	EPE,		[NHM], Left
					ERH		
4	#5GC51 LAZAG	1					AIR BAG, Driver
5	4798 182	1					COVER, Air Bag Module, Includes Horn Switch
6	6505 656AA	1					SCREW, Hex Flange Head, M10x1.5x35., Steering Wheel, Mounting
7							CLOCKSPRING
	#56047 103AB	1					[NHM]
	#56047 105AB	1					
8	6503 262	2					SCREW, Hex Flange Head, M6x1.00x20.00, Air Bag, Mounting
-9	5600 9437	1					WIRING, Steering Wheel, [NHM]
-10	55314 966AB	1					LABEL, Airbag, [ABB]

JEEP WRANGLER (TJ)

SERIES
H = Sport
L = SE
P = Sahara

LINE
J = Wrangler 4WD
U = Wrangler 4WD (RHD)

BODY
77 = 93.4 WB

ENGINE
EPE, EP0 = 2.5L Power Tech
ERH, ER0 = 4.0L Power Tech

TRANSMISSION
DGG, DGD = 32RH 3 Spd. Auto.
DDQ = 5 Spd. Manual
DDD = 5 Speed HD Manual
DG0 = Auto. Trans.
DBB = Manual Trans.

Column, Steering Upper and Lower Figure 019-210

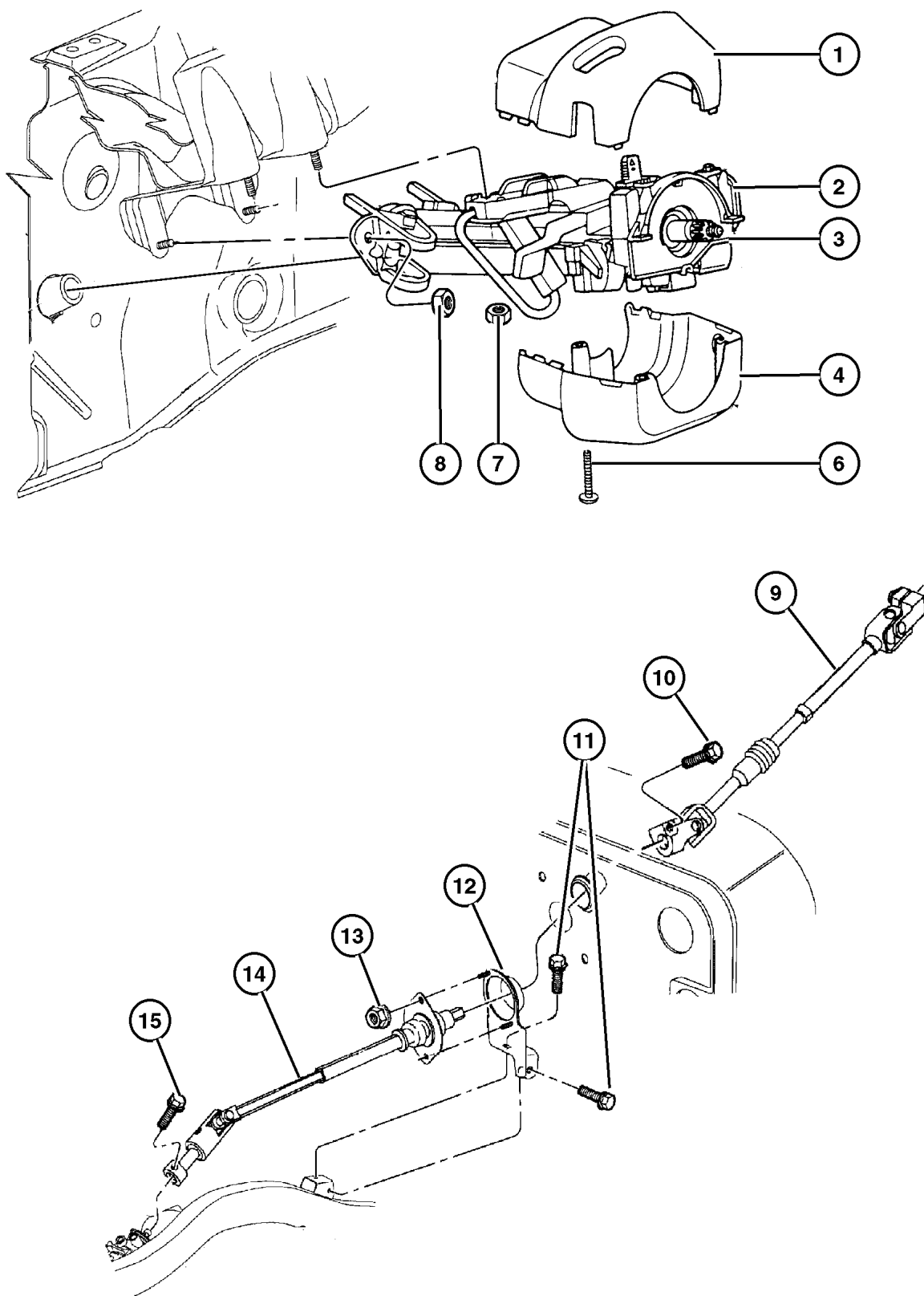
ITEM	PART NUMBER	QTY	LINE	SERIES	ENGINE	TRANS	DESCRIPTION
NOTE: DG0=All Automatic Transmissions---DBB=All Manual Transmissions---EP0= All 2.5L 4 Cylinder Gas Engines---ER0=All 4.0L 6 Cylinder Gas Engines---ABB =European Equipment Group---SAA=Manual Steering---SBA=Power Steering							
1	#5GN31 LAZAA	1				DBB	SHROUD, Steering Column, Upper
		1				DG0	
2	#55314 995AA	1				DG0	COLUMN, Steering, Tilt
	#55314 996AA	1				DBB	[-ABB]
	#55314 997AA	1				DBB	[-ABB]
	#55314 998AA	1				DG0	[+ABB]
3	#55314 993AA	1				DBB	COLUMN, steering, non tilt
	#55314 994AA	1				DG0	
4	#5GN30 LAZAA	1				DBB	SHROUD, Steering Column, Lower
	#5GN36 LAZAA	1				DG0	
-5	55314 965AB	1				DG0	TRIM RING, Ignition Key Cylinder
6	6035 434	3					SCREW AND WASHER, Pan Head, Upper Shroud to Lower Shroud Mounting
7	6501 279	2					NUT, Hex Flange Lock, M8x1.25, Mounting Stud, Upper
8	6505 245AA	2					NUT, M8x1.25, Mounting Stud, Lower
9	#55315 014AA	1					SHAFT, Intermediate, Upper
10	6504 926AA	3					SCREW, Hex Flange Head, M10x1.5x40, Upper Intermediate Shaft to Lower Intermediate shaft
11	6504 153	2					SCREW AND WASHER, Hex Head, M10x1.5x35, Intermediate Shaft Bracket to Frame
12	5205 8841	1	J			ER0	BRACKET, Intermediate Shaft
	5205 8854	1	U			ER0	
	5205 8855	1	J			EP0	
	52058 856AB	1	U			EP0	
13	6100 516	2					NUT, Hex Flange Lock, M6 Phosphate, Intermediate Shaft Bracket Attaching
14	5207 8804	1					SHAFT, Intermediate [SAA], Lower
	#52078 705AC	1					[SBA], Lower
15	6504 926AA	3					SCREW, Hex Flange Head, M10x1.5x40, Lower Intermediate Shaft to Steering Box

JEEP WRANGLER (TJ)

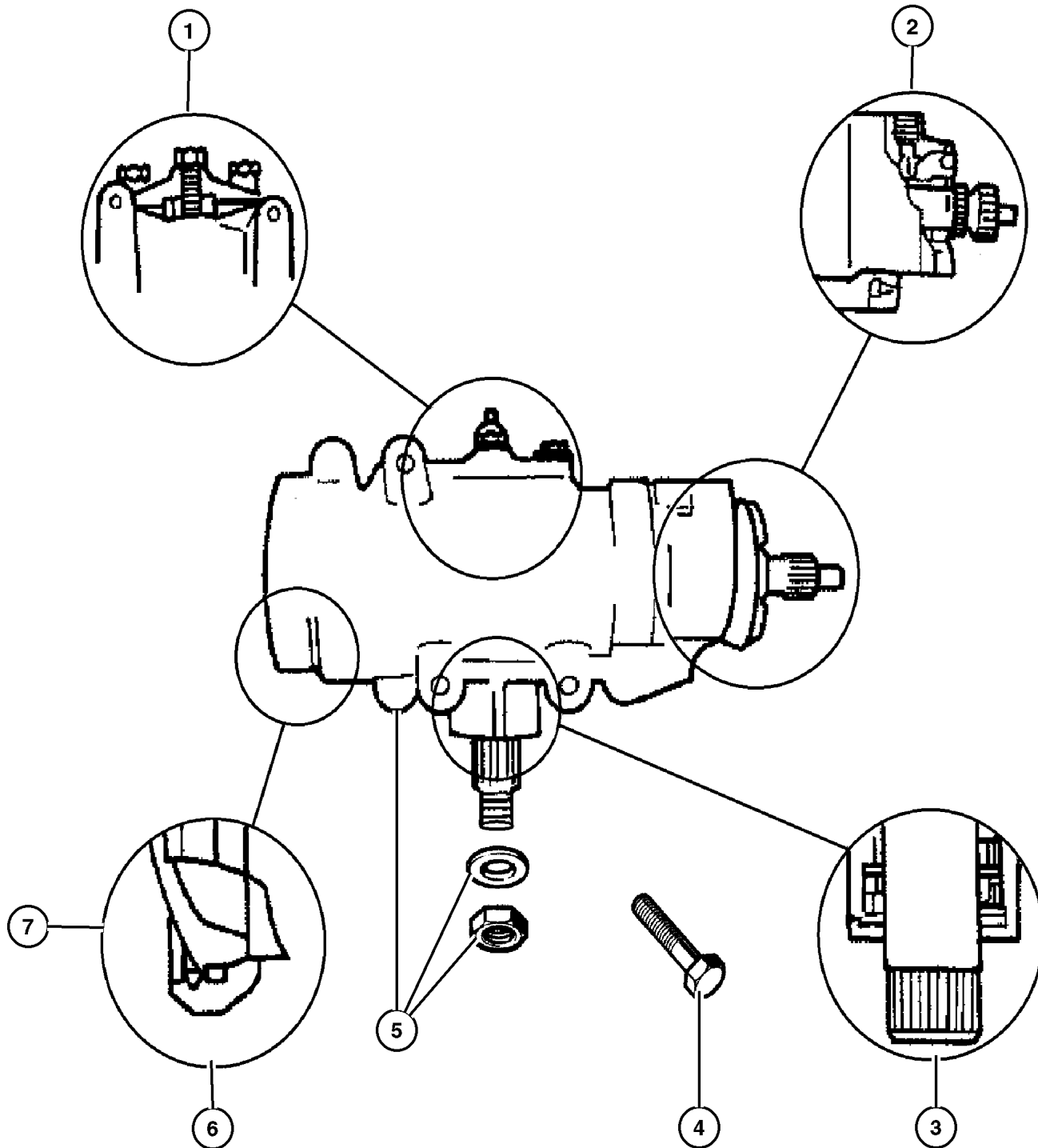
SERIES	LINE	BODY	ENGINE	TRANSMISSION
H = Sport	J = Wrangler 4WD	77 = 93.4 WB	EPE, EP0 = 2.5L Power Tech	DGG, DGD = 32RH 3 Spd. Auto.
L = SE	U = Wrangler 4WD (RHD)		ERH, ER0 = 4.0L Power Tech	DDQ = 5 Spd. Manual
P = Sahara				DDD = 5 Speed HD Manual
				DG0 = Auto. Trans.
				DBB = Manual Trans.

AR = Use as required - = Non illustrated part # = New this model year

May 2, 2002



Gear, Power Steering Figure 019-310



ITEM	PART NUMBER	QTY	LINE	SERIES	ENGINE	TRANS	DESCRIPTION
Note: J=4 Wheel Drive Left Hand Drive---U=4 Wheel Drive Right Hand Drive =European Equipment Group---SAA=Manual Steering---SBA=Power Steering							
1	3893 558	1	J				SEAL, Steering Gear Cover
		1	U				
2	4897 000AA	1	J				REPAIR KIT, Thurst Bearing, Steering Gear
		1	U				
3	4470 365	1	J				SEAL KIT, Steering gear pitman shaft
		1	U				
4	6036 332AA	3					SCREW AND WASHER, Gear Mounting
5	52089 046AC	1	J				GEAR, Power Steering
	52089 079AC	1	U				
6	3893 557	1	J				SEAL KIT, Steering gear end plug
		1	U				
7	4886 349AA	1	U				SEAL KIT, Steering gear adjuster plug

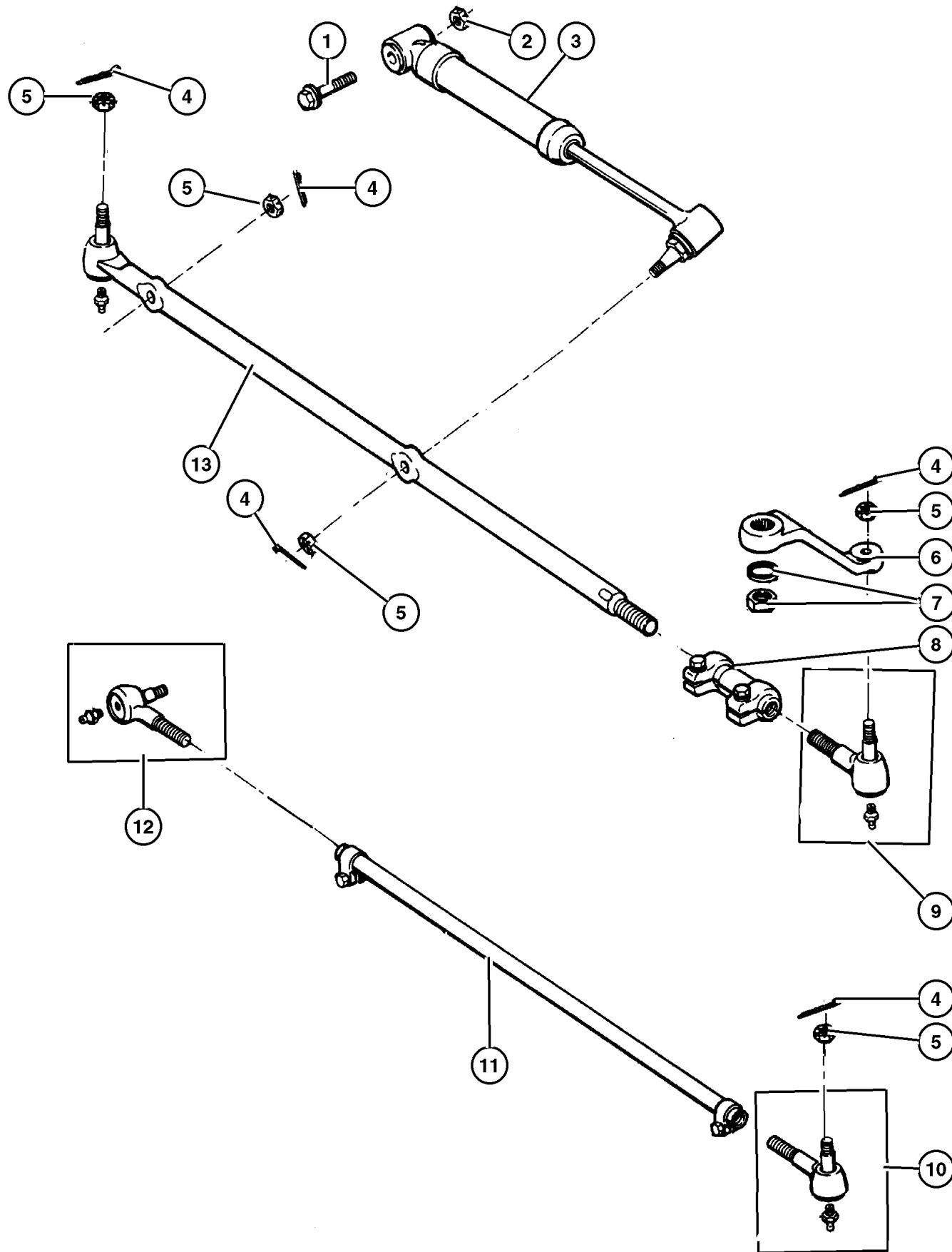
JEEP WRANGLER (TJ)

SERIES	LINE	BODY	ENGINE	TRANSMISSION
H = Sport	J = Wrangler 4WD	77 = 93.4 WB	EPE, EP0 = 2.5L Power Tech	DGG, DGD = 32RH 3 Spd. Auto.
L = SE	U = Wrangler 4WD (RHD)		ERH, ER0 = 4.0L Power Tech	DDQ = 5 Spd. Manual
P = Sahara				DDD = 5 Speed HD Manual
				DG0 = Auto. Trans.
				DBB = Manual Trans.

AR = Use as required - = Non illustrated part # = New this model year

May 2, 2002

Linkage and Damper Figure 019-410



ITEM	PART NUMBER	QTY	LINE	SERIES	ENGINE	TRANS	DESCRIPTION
Note: J=4 Wheel Drive Left Hand Drive---U=4 Wheel Drive Right Hand Drive =European Equipment Group---SAA=Manual							
Steering---SBA=Power Steering							
1	6502 473	1					BOLT, Hex Flange Head, M12x1.75x65, Steering Damper to Axle Bracket
2	6502 697	1					NUT, Hex Flange Lock, M12x1.75, Steering Damper to Axle Bracket
3							DAMPER, Steering Linkage
	52087 827AB	1	J				
	52087 956AB	1	U				
4							PIN, Cotter, (NOT SERVICED)
5							NUT, Hex, .50-20
	6034 358	1					Tie Rod to Knuckle
		1					Damper Stud to Drag Link
		1					Drag Link to Pitman Arm
		1					Tie Rod to Drag Link
		1					Drag Link to Knuckle
6							ARM, Pitman
	5203 8337	1	J				
	5203 8338	1	U				
7							NUT AND WASHER, Must Purchase Gear Box Assembly, (NOT SERVICED)
8							TUBE, Tie Rod
	5203 7536	1	J				Drag Link Adjuster
	5200 5742	1	U				Drag Link Adjuster
9							SOCKET
	5200 5739	1	J				Drag Link, Inner
		1	U				Drag Link, Inner
10							SOCKET, Tie Rod, Outer
	5200 5741	1	J				
		1	U				
11							TUBE, Tie Rod
	5208 7674	1	J				
	5200 5743	1	U				
12							SOCKET, Tie Rod, Inner
	5200 5740	1	J				
		1	U				
13							SOCKET, Drag Link, Outer
	5208 7887	1	J				
	5200 6582	1	U				


JEEP WRANGLER (TJ)

SERIES	LINE	BODY	ENGINE	TRANSMISSION
H = Sport	J = Wrangler 4WD	77 = 93.4 WB	EPE, EP0 = 2.5L Power Tech	DGG, DGD = 32RH 3 Spd. Auto.
L = SE	U = Wrangler 4WD (RHD)		ERH, ER0 = 4.0L Power Tech	DDQ = 5 Spd. Manual
P = Sahara				DDD = 5 Speed HD Manual
				DG0 = Auto. Trans.
				DBB = Manual Trans.

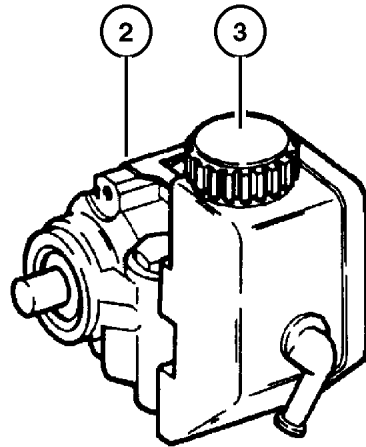
AR = Use as required - = Non illustrated part # = New this model year

May 2, 2002

Pump, Power Steering
Figure 019-510



W/2.5L



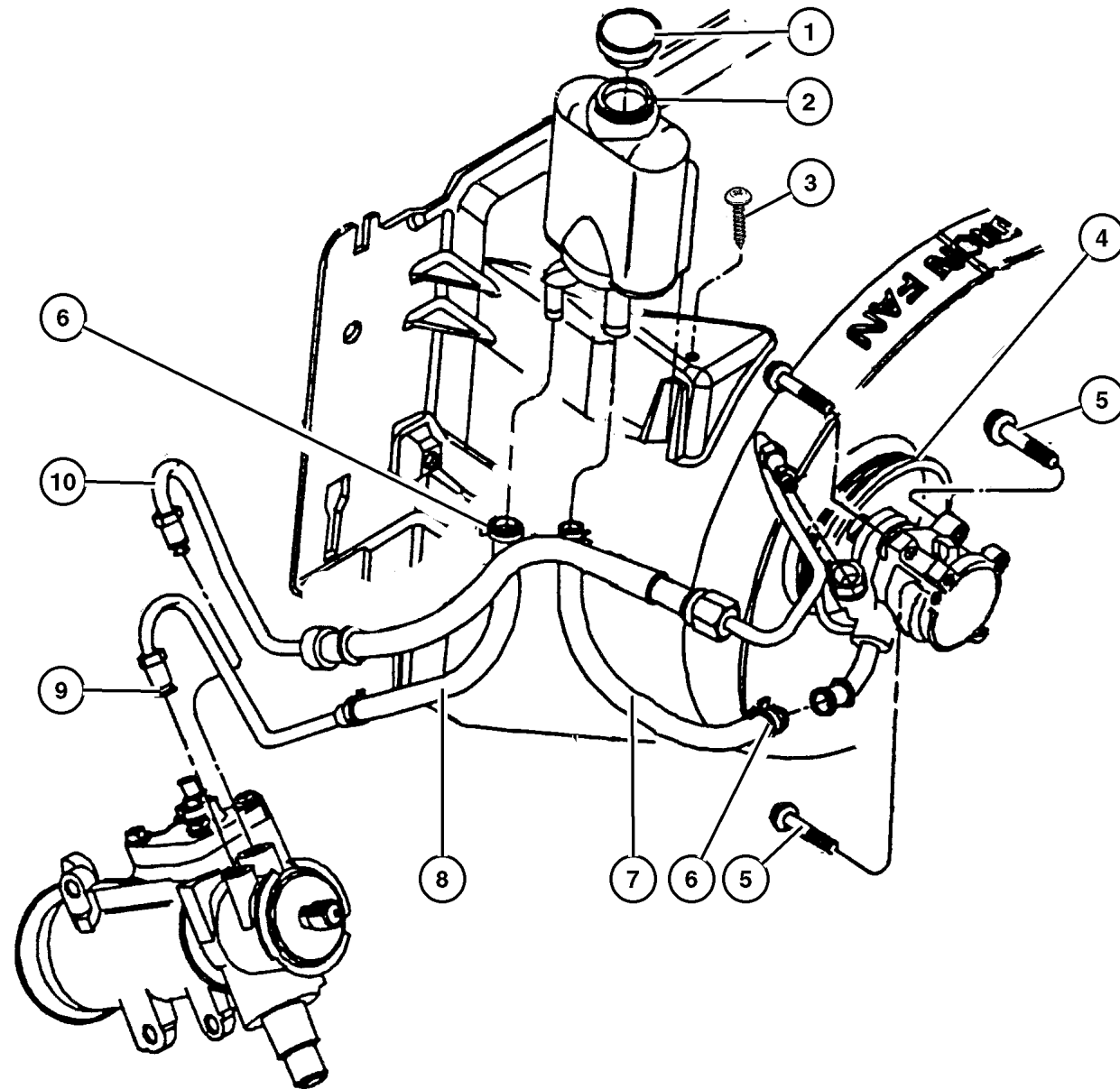
W/4.0L

ITEM	PART NUMBER	QTY	LINE	SERIES	ENGINE	TRANS	DESCRIPTION
Note:EP0=All 2.5L 4 Cylinder Gas Engines---ER0=4.0L 6 Cylinder Gas Engine =European Equipment Group---SAA=Manual Steering---SBA=Power Steering							
1	5208 8018	1			EP0		PUMP, Power Steering, without Reservoir
2	52087 871AD	1			ER0		PUMP, Power Steering, with Reservoir
3	4897 287AA	1			ER0		CAP, Power Steering Reservoir
-4							CLIP, Power Steering Reservoir
	5203 7547	1			ER0		Mounting, Right
	5203 7546	1			ER0		Mounting, Left
-5	8350 3489	1			ER0		VALVE, Flow Control
-6	2537 833	1			ER0		SPRING, Power Steering Pump Flow
-7	4778 797AB	1			ER0		SEAL, Power Steering Pump
-8	5066 223AA	1			ER0		KIT, Pump Assembly Service
-9	5066 224AA	1			ER0		KIT, Reservoir Service

JEEP WRANGLER (TJ)		BODY	ENGINE	TRANSMISSION
SERIES	LINE	77 = 93.4 WB	EPE, EP0 = 2.5L Power Tech	DGG, DGD = 32RH 3 Spd. Auto.
H = Sport	J = Wrangler 4WD		ERH, ER0 = 4.0L Power Tech	DDQ = 5 Spd. Manual
L = SE	U = Wrangler 4WD (RHD)			DDD = 5 Speed HD Manual
P = Sahara				DG0 = Auto. Trans.
				DBB = Manual Trans.

AR = Use as required - = Non illustrated part # = New this model year

Hoses and Reservoir, 2.5L Engine Figure 019-710



ITEM	PART NUMBER	QTY	LINE	SERIES	ENGINE	TRANS	DESCRIPTION
Note: J=Four Wheel Drive-Left Hand Drive---U=Four Wheel Drive-Right Hand Drive---EP0=All 2.5L 4 Cylinder Gas Engines =European Equipment Group---SAA=Manual Steering---SBA=Power Steering							
1	4694 766	1			EP0		CAP, Power Steering Pump
2	52087 713AB	1			EP0		RESERVOIR, Power Steering Pump
3	52088 924AA	1			EP0		RETAINER, Reservoir
4	53010 258AB	1			EP0		PULLEY, Power Steering Pump
5	6502 425	2			EP0		SCREW AND WASHER, Hex Head, M8x1.25x95
6	2448 761	1	J		EP0		CLAMP, Hose
7	5208 8541	1	U		EP0		HOSE, Power Steering Reservoir
8	5208 7926	1	J		EP0		HOSE, Power Steering Return
9	5208 7795	1	U		EP0		O RING, Power Steering Hose as Required
	5205 254	1	J		EP0		as Required
10	52088 548AB	1	J		EP0		HOSE, Power Steering Pressure
	52087 825AB	1	U		EP0		
-11	3420 1888	1	U				SCREW, Hex Head, Power Steering Hose Bracket to Frame
-12	4486 273	1	U				BRACKET, Power Steering Hose, Pressure and Return Reservoir to Pump
-13	56027 906AB	1	J		EP0		SWITCH, Power Steering
		1	U		EP0		
-14	6035 358	1	U				CLIP, Oil Cooler Tube
-15	5200 2044	1	U				CLIP, Tube, Power Steering Line to Frame

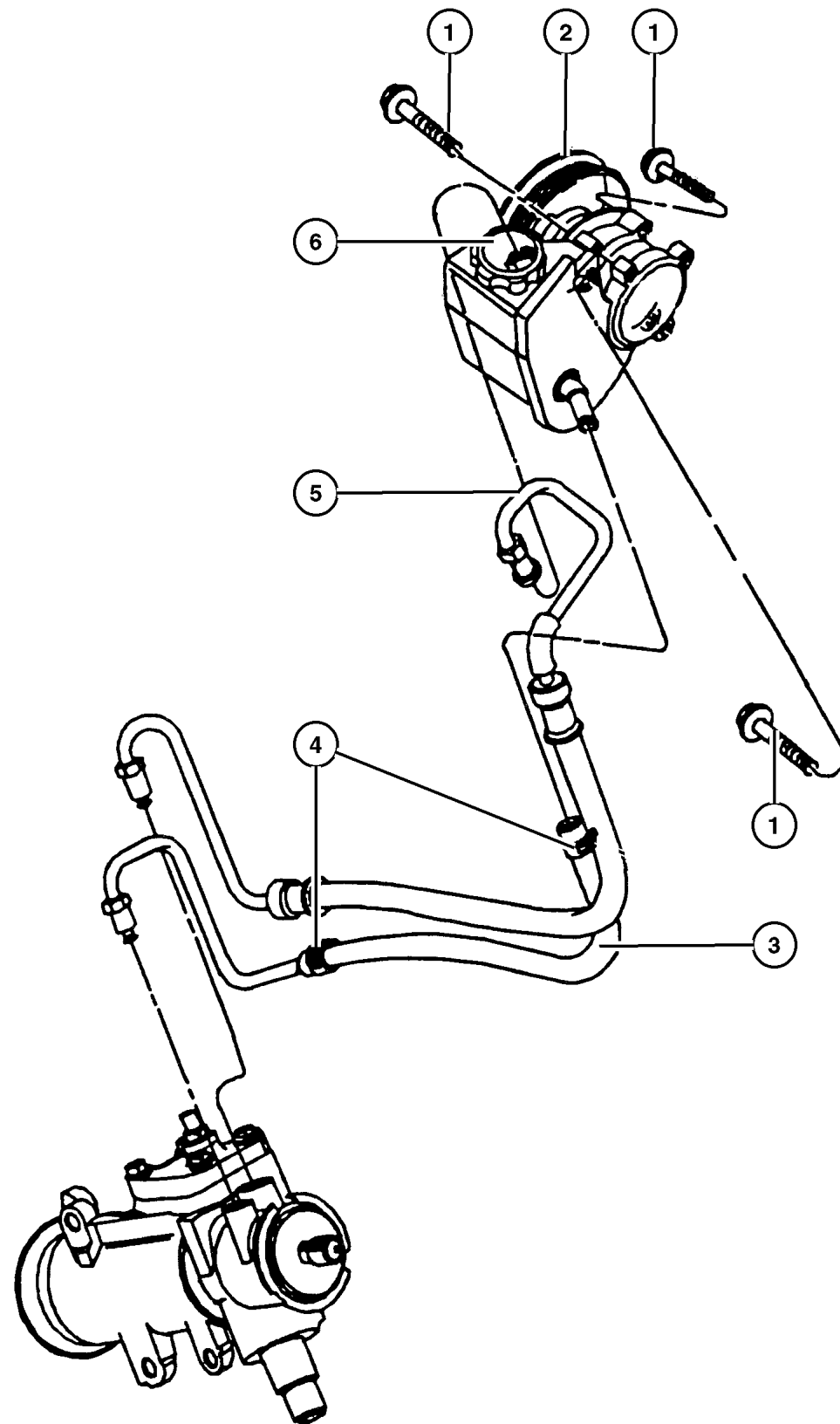
JEEP WRANGLER (TJ)

SERIES	LINE	BODY	ENGINE	TRANSMISSION
H = Sport	J = Wrangler 4WD	77 = 93.4 WB	EPE, EP0 = 2.5L Power Tech	DGG, DGD = 32RH 3 Spd. Auto.
L = SE	U = Wrangler 4WD (RHD)		ERH, ER0 = 4.0L Power Tech	DDQ = 5 Spd. Manual
P = Sahara				DDD = 5 Speed HD Manual
				DG0 = Auto. Trans.
				DBB = Manual Trans.

AR = Use as required - = Non illustrated part # = New this model year

May 2, 2002

Hoses and Reservoir, 4.0L Engine Figure 019-720



ITEM	PART NUMBER	QTY	LINE	SERIES	ENGINE	TRANS	DESCRIPTION
Note: ER0=4.0L 6 Cylinder Gas Engines---J-Four Wheel Drive-Left Hand Drive---U=Four Wheel Drive-Right Hand Drive =European							
Equipment Group---SAA=Manual Steering---SBA=Power Steering							
1	6502 425	3			ER0		SCREW AND WASHER, Hex Head, M8x1.25x95
2	53010 258AB	1			ER0		PULLEY, Power Steering Pump
3							HOSE, Power Steering Return
	52038 423AB	1	J		ER0		
	52038 424AB	1	U		ER0		
4	2448 761	1	J		ER0		CLAMP, Hose
5							HOSE, Power Steering Pressure
	52087 902AB	1	J		ER0		
	52087 903AB	1	U		ER0		
6	4694 766	1			ER0		CAP, Power Steering Pump
-7	3420 1888	1	U				SCREW, Hex Head, Power Steering Hose Bracket to Frame
-8	6035 358	1	U				CLIP, Oil Cooler Tube
-9	5200 2044	1	U				CLIP, Tube, Power Steering Line to Frame
-10	4486 273	1	U				BRACKET, Power Steering Hose, Pressure and Return Reservoir to Pump

JEEP WRANGLER (TJ)			
SERIES	LINE	BODY	ENGINE
H = Sport	J = Wrangler 4WD	77 = 93.4 WB	EPE, EP0 = 2.5L Power Tech
L = SE	U = Wrangler 4WD (RHD)		ERH, ER0 = 4.0L Power Tech
P = Sahara			

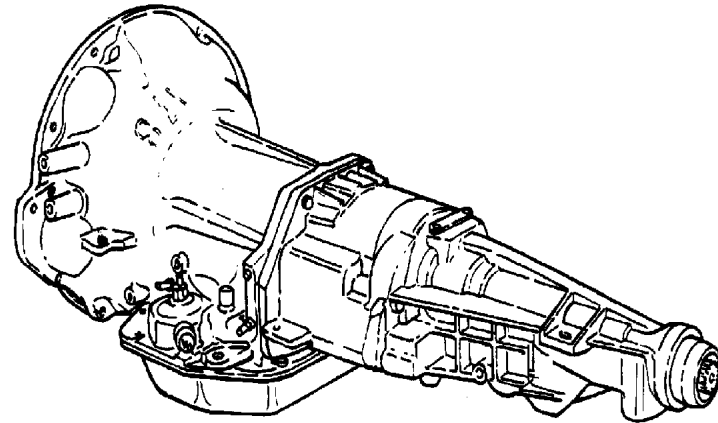
TRANSMISSION
DGG, DGD = 32RH 3 Spd. Auto.
DDQ = 5 Spd. Manual
DDD = 5 Speed HD Manual
DG0 = Auto. Trans.
DBB = Manual Trans.

AR = Use as required - = Non illustrated part # = New this model year

May 2, 2002

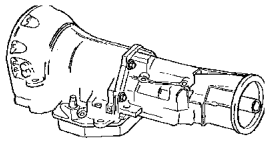
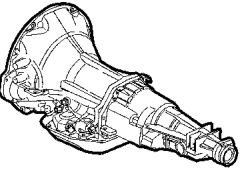


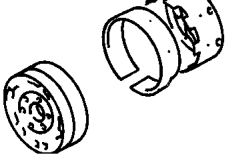
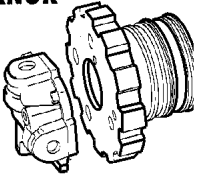
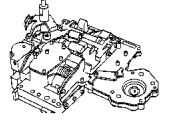
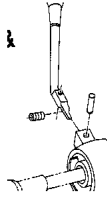
Group – 30RH

Automatic Transmission 3 Speed



GROUP 30RH - Automatic Transmission 3 Speed

Illustration Title	Group-Fig. No.
Transmission Assembly	
Transmission 30RH (DGD)	Fig. 30RH-110
Case and Extension	
Case and Related Parts 30RH (DGD)	Fig. 30RH-210
Oil Pump	
Oil Pump 30RH (DGD)	Fig. 30RH-310
Gear Train	
Clutch, Front and Rear 30RH (DGD)	Fig. 30RH-410
Output Shaft 30RH (DGD)	Fig. 30RH-420
Bands, Reverse and Kickdown	
Bands 30RH (DGD)	Fig. 30RH-510
Governor	
Governor 30RH (DGD)	Fig. 30RH-610
Valve Body	
Valve Body 30RH (DGD)	Fig. 30RH-710
Servos 30RH (DGD)	Fig. 30RH-720
Parking Sprag 30RH (DGD)	Fig. 30RH-730
Gearshift Controls	
Gearshift Controls 30RH (DGD)	Fig. 30RH-1230

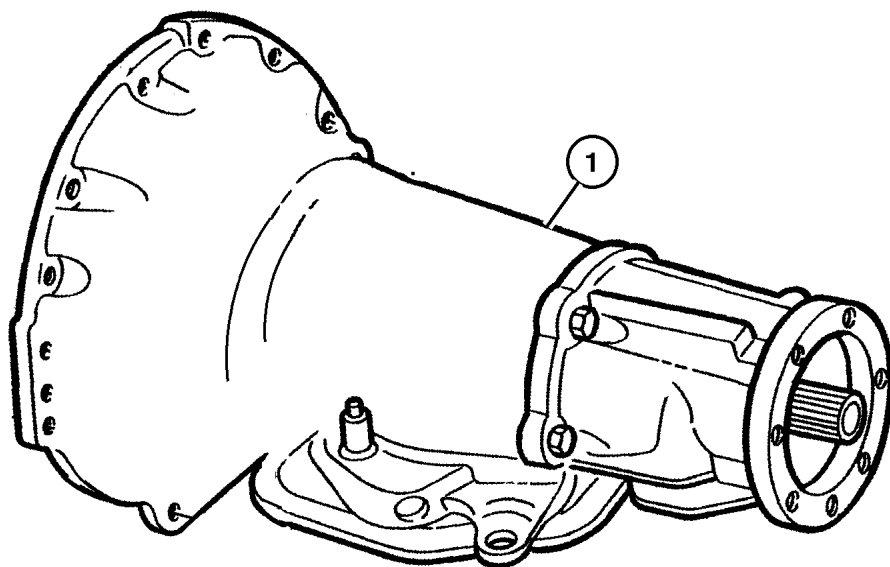
30RH-100 Transmission Assembly 	30RH-200 Case and Extension 	30RH-300 Oil Pump 	30RH-400 Gear Train 
30RH-500 Bands, Reverse and Kickdown 	30RH-600 Governor 	30RH-700 Valve Body 	30RH-1200 Gearshift Controls 

**Transmission 30RH (DGD)
Figure 30RH-110**

ITEM	PART NUMBER	QTY	LINE	SERIES	ENGINE	TRANS	DESCRIPTION
------	-------------	-----	------	--------	--------	-------	-------------

NOTE; Sales Code =European Equipment Group---SAA=Manual Steering---SBA=Power Steering
[DGD] = 3 Speed Automatic Transmission [30RH] =European Equipment Group---SAA=Manual Steering---SBA=Power Steering

1	5015 269AA	1				DGD	TRANSMISSION PACKAGE, 52119831AA (Package Contains 52119831AA transmission, K4736388AB Converter, K6501099 Bolts)
---	------------	---	--	--	--	-----	---

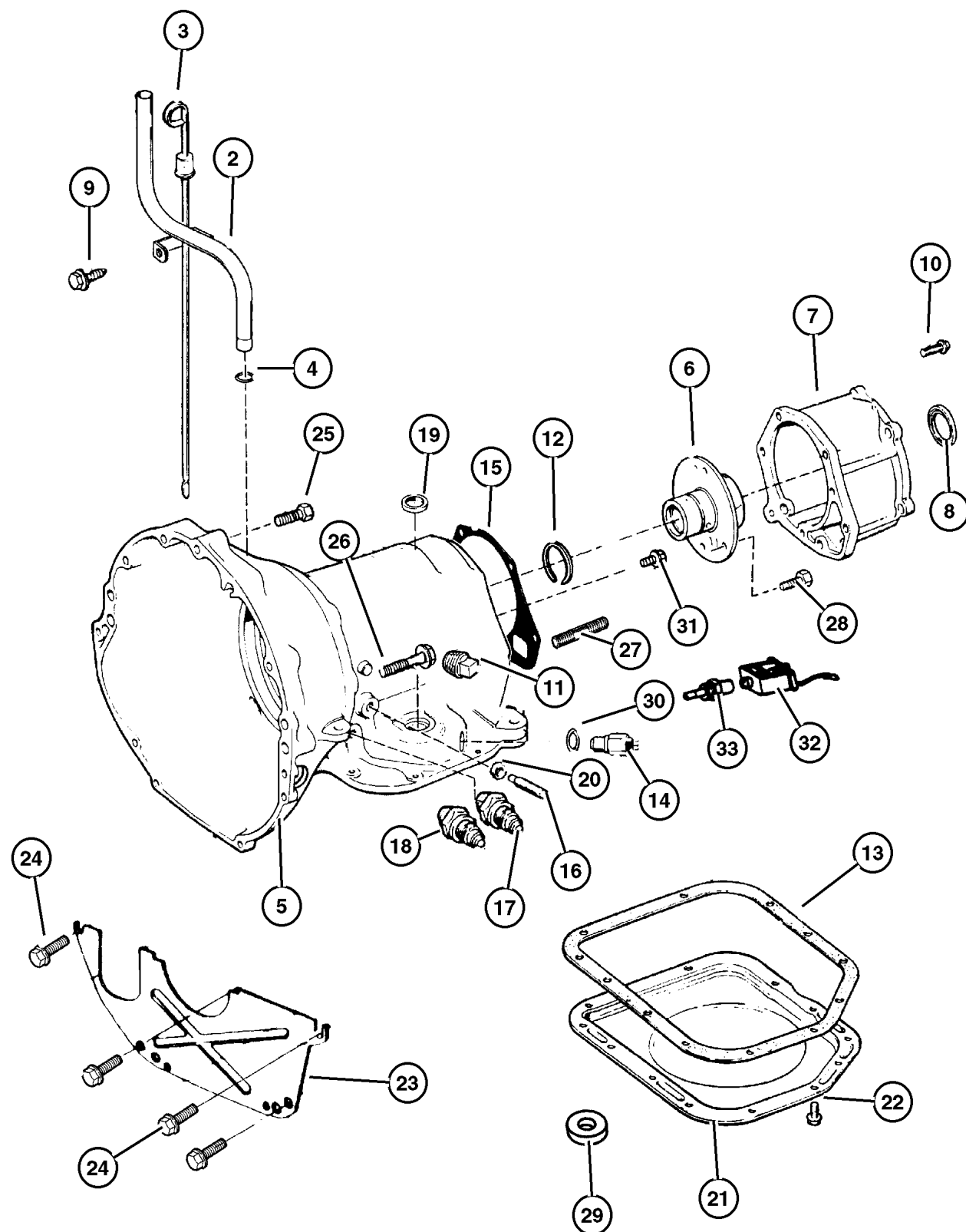


JEEP WRANGLER (TJ)				TRANSMISSION
SERIES	LINE	BODY	ENGINE	
H = Sport	J = Wrangler 4WD	77 = 93.4 WB	EPE, EP0 = 2.5L Power Tech	DGG, DGD = 32RH 3 Spd. Auto.
L = SE	U = Wrangler 4WD (RHD)		ERH, ER0 = 4.0L Power Tech	DDQ = 5 Spd. Manual
P = Sahara				DDD = 5 Speed HD Manual
				DG0 = Auto. Trans.
				DBB = Manual Trans.

AR = Use as required - = Non illustrated part # = New this model year

May 2, 2002

Case and Related Parts 30RH (DGD)
Figure 30RH-210



ITEM	PART NUMBER	QTY	LINE	SERIES	ENGINE	TRANS	DESCRIPTION
NOTE; Sales Code =European Equipment Group---SAA=Manual Steering---SBA=Power Steering							
[DGD] = 3 Speed Automatic Transmission [30RH] =European Equipment Group---SAA=Manual Steering---SBA=Power Steering							
[DGO] = All Automatic Transmissions =European Equipment Group---SAA=Manual Steering---SBA=Power Steering							
[EP0] = All 2.5L 4 Cylinder Gas Engines =European Equipment Group---SAA=Manual Steering---SBA=Power Steering							
[ER0] = All 4.0 L 6 Cylinder Gas Engines =European Equipment Group---SAA=Manual Steering---SBA=Power Steering							
-1	4883 957AD	1				DGD	SEAL AND GASKET PACKAGE, Transmission
2	52104 244AB	1			EP0	DG0	TUBE, Transmission Oil Filler
3	#52104 240AD	1			EP0, ER0	DG0	INDICATOR, Transmission Fluid Level
4	52118 629AB	1			EP0, ER0	DG0	SEAL, Oil Filler Tube
5	5211 8593	1				DGD	CASE, Transmission
6	4431 433	1				DGD	SUPPORT, Output Shaft
7	5211 8076	1				DGD	ADAPTER, Transmission
8	4269 956	1				DGD	SEAL, Adapter
9	J400 1701	11				DG0	SCREW, Hex Self Tapping, .19-16x.50
10	6030 849	5				DGD	SCREW AND WASHER, Hex Head Locking, .375-16x1.375
11	6028 095	1				DGD	PLUG, Pressure Check
12	6033 480	1				DGD	SNAP RING, Reverse Drum
13	4295 875AB	1				DGD	GASKET, Oil Pan
14	56028 181AB	1				DGD	SWITCH, Neutral, Safety, Back Up
15	2466 954	1				DGD	GASKET, Transmission Case
16	6036 141AA	1				DGD	SCREW
17	6033 879	1				DGD	NUT, Inverted Flare, .62-18
18	5202 8629	1				DGD	CONNECTOR, Oil Cooler Tube, .375 Tube x .25 Thread
19	4505 098	1				DGD	SEAL, Manual Shift Valve, 1.25 OD
20	0124 934	1				DGD	NUT, Hex Jam, .50-20
21	5211 8802	1				DGD	PAN, Transmission Oil
22	4723 548	14				DGD	SCREW AND WASHER, Hex Head, .312-18x.625
23	5211 8408	1				DGD	COVER, Transmission Converter
24	1150 2628	2				DGD	BOLT, Hex Flange Head, M8x1.25x30
25	1150 4922	1				DGD	BOLT, Hex Head, M12x1.75x50
26	3420 1837	1				DGD	BOLT, Hex Flange Head, M12x1.75x90
27	6033 157	1				DGD	STUD, .375-16x2.312
28	6033 479	6				DGD	BOLT, Hex Head, .25-28x1-5/8
29	3681 601	1				DGD	MAGNET, Transmission
30	2408 143	1				DGD	WASHER, Switch
31	6033 616	5				DGD	SCREW, Hex Flange Head, .25-28x.875
32	5211 8595	1				DGD	SOLENOID, Transmission
33	5603 8235	1				DGD	CONNECTOR, Wiring

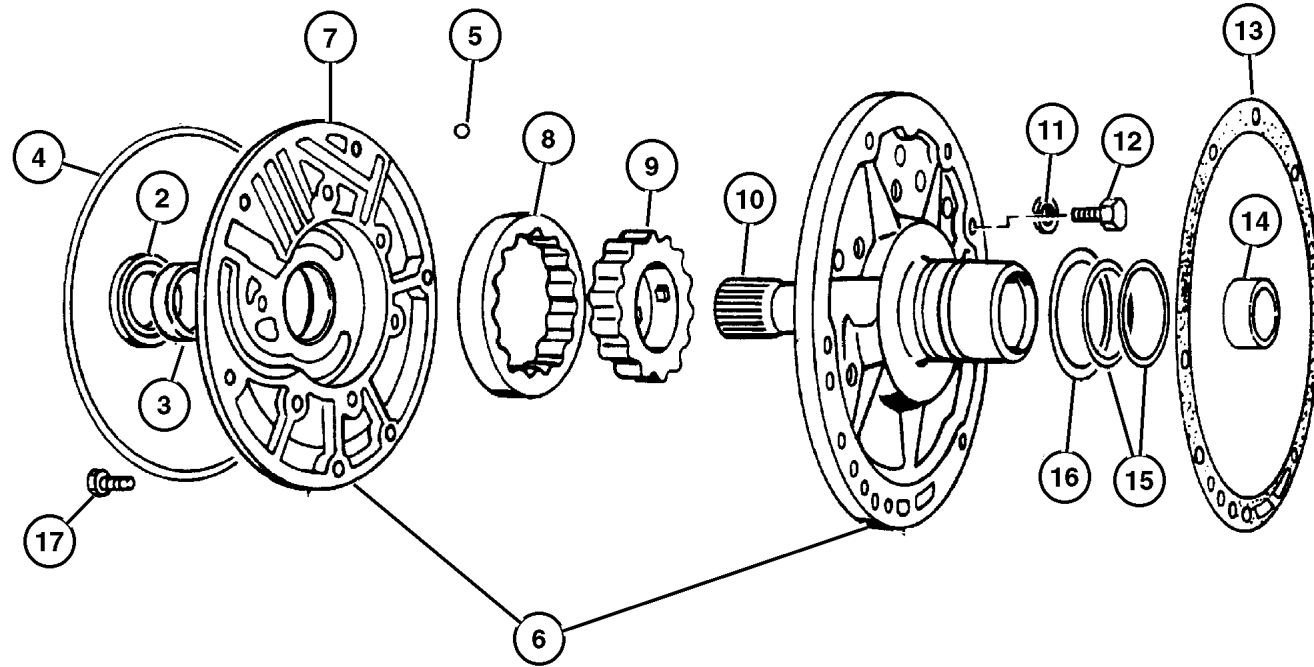
JEEP WRANGLER (TJ)

SERIES	LINE	BODY	ENGINE	TRANSMISSION
H = Sport	J = Wrangler 4WD	77 = 93.4 WB	EPE, EP0 = 2.5L Power Tech	DGG, DGD = 32RH 3 Spd. Auto.
L = SE	U = Wrangler 4WD (RHD)		ERH, ER0 = 4.0L Power Tech	DDQ = 5 Spd. Manual
P = Sahara				DDD = 5 Speed HD Manual
				DG0 = Auto. Trans.
				DBB = Manual Trans.

AR = Use as required - = Non illustrated part # = New this model year

May 2, 2002

**Oil Pump 30RH (DGD)
Figure 30RH-310**



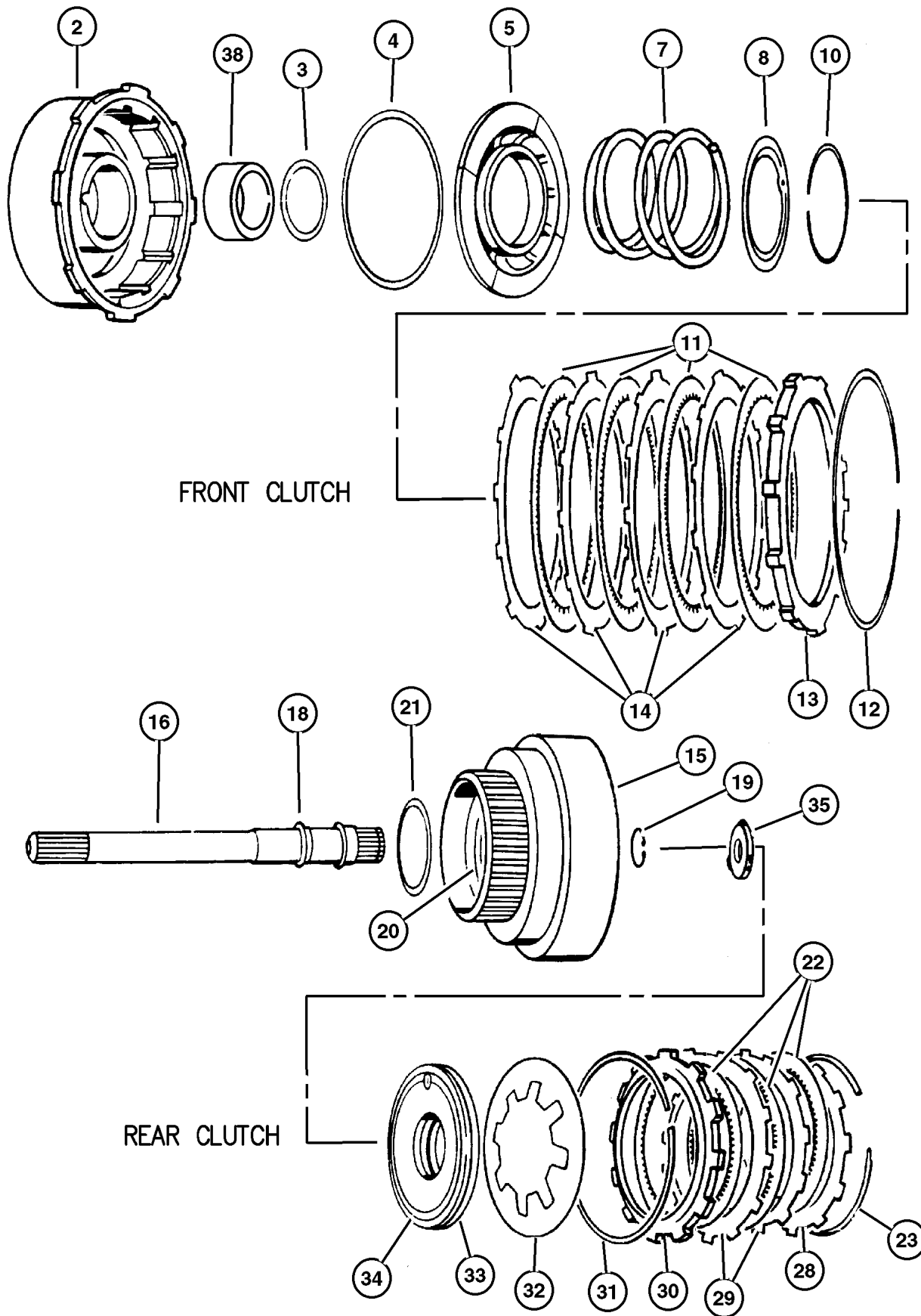
ITEM	PART NUMBER	QTY	LINE	SERIES	ENGINE	TRANS	DESCRIPTION
NOTE; Sales Code =European Equipment Group---SAA=Manual Steering---SBA=Power Steering [DGD] = 3 Speed Automatic Transmission [30RH] =European Equipment Group---SAA=Manual Steering---SBA=Power Steering							
-1	4713 108AB	1				DGD	GASKET AND SEAL PACKAGE, Transmission Oil Pump
2	4412 475	1				DGD	SEAL, Impeller Hub, 57.25mm OD
3	1853 595	1				DGD	BUSHING, Front Pump
4	2204 709	1				DGD	SEAL, Front Pump Housing
5							BALL, Valve Body Check, (NOT SERVICED)
6	52118 267AB	1				DGD	PUMP, Transmission Oil
7							HOUSING, Pump, (NOT SERVICED)
8							ROTOR, Oil Pump, (NOT SERVICED)
9							ROTOR, Oil Pump, (NOT SERVICED)
10							SHAFT, Oil Pump, (NOT SERVICED)
11							LOCK WASHER, (NOT SERVICED)
12	0179 815	6				DGD	SCREW, Hex Head, .312-18x.687
13	5211 8266	1				DGD	GASKET, Transmission Oil Pump
14	4028 545	1				DGD	BUSHING, Reaction Shaft
15	4471 874	2				DGD	SEAL, Ring Reaction Support, 2 1/16 O.D.
16	4617 786	1				DGD	THRUST WASHER, Front Clutch
17	6023 943	6				DGD	SCREW AND WASHER, Hex Flange Head, .312-18x1.375

JEEP WRANGLER (TJ)				
SERIES	LINE	BODY	ENGINE	TRANSMISSION
H = Sport	J = Wrangler 4WD	77 = 93.4 WB	EPE, EP0 = 2.5L Power Tech	DGG, DGD = 32RH 3 Spd. Auto.
L = SE	U = Wrangler 4WD (RHD)		ERH, ER0 = 4.0L Power Tech	DDQ = 5 Spd. Manual
P = Sahara				DDD = 5 Speed HD Manual
				DG0 = Auto. Trans.
				DBB = Manual Trans.

AR = Use as required - = Non illustrated part # = New this model year

May 2, 2002

**Clutch, Front and Rear 30RH (DGD)
Figure 30RH-410**



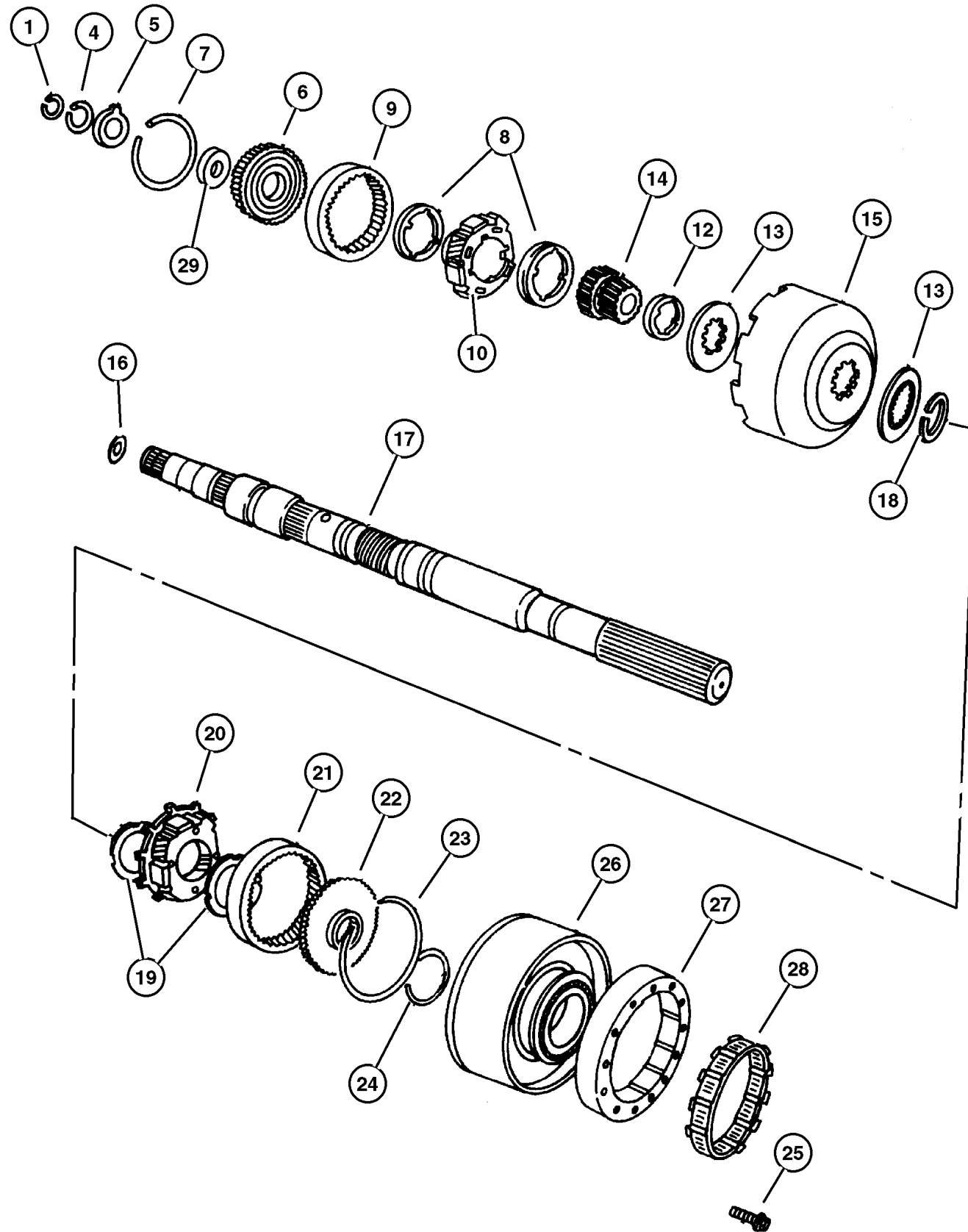
ITEM	PART NUMBER	QTY	LINE	SERIES	ENGINE	TRANS	DESCRIPTION
NOTE; Sales Code =European Equipment Group---SAA=Manual Steering---SBA=Power Steering							
[DGD] = 3 Speed Automatic Transmission [30RH] =European Equipment Group---SAA=Manual Steering---SBA=Power Steering							
-1	5252 926AB	1				DGD	SEAL PACKAGE, Transmission Clutch
2	4531 285AB	1				DGD	RETAINER AND BUSHING, Transmission Front Clutch
3	3515 176	1				DGD	SEAL, Front Clutch Piston
4	4058 487AB	1				DGD	SEAL, Front Piston Clutch
5	4617 154AB	1				DGD	PISTON, Clutch
-6	0147 483	1				DGD	CHECK BALL, Dia-.187
7	3515 054	1				DGD	SPRING, Front Clutch
8	4617 516AC	1				DGD	RETAINER, Transmission Front Clutch Piston Spring
-9	0147 483	1				DGD	CHECK BALL, Dia-.187
10	1942 400	1				DGD	SNAP RING
11	4617 362	4				DGD	DISC, Direct Clutch
12	3410 571	1				DGD	SNAP RING
13	4617 176	1				DGD	PLATE, Transmission Clutch Reaction
14	1942 403AB	2				DGD	PLATE, Clutch Separator
15	4505 195	1				DGD	RETAINER, Transmission Rear Clutch
16							SHAFT, Input, (NOT SERVICED)
-17	0147 483	1				DGD	CHECK BALL, Dia-.187
18	1401 221AB	1				DGD	SEAL, Input Shaft
19	6022 859	1				DGD	SNAP RING, .890625
20	4028 333	1				DGD	SEAL, Rear Clutch, 1.50 ODx.009 Thk
21	4617 786	1				DGD	THRUST WASHER, Front Clutch
22	4713 880	3				DGD	DISC, Clutch
23	4130 761	1				DGD	SNAP RING
-24	4539 121	1				DGD	SNAP RING, Rear Clutch, .076
-25	4539 122	1				DGD	SNAP RING, Rear Clutch, .098
-26	4539 123	1				DGD	SNAP RING, Rear Clutch, .095
-27	4539 124	1				DGD	SNAP RING, Rear Clutch, .107
28	4617 176	1				DGD	PLATE, Transmission Clutch Reaction
29	1942 403AB	2				DGD	PLATE, Clutch Separator
30	2466 281	1				DGD	PLATE, Clutch Pressure
31	2466 283	1				DGD	SPRING, Rear Clutch
32	4728 487	1				DGD	SPRING, Rear Clutch Piston
33	2538 510	1				DGD	SEAL, Rear Clutch Piston
34	3515 716	1				DGD	PISTON, Clutch
35	4505 185	1				DGD	THRUST WASHER, Output Shaft, Gray .052
-36	4505 186	1				DGD	THRUST WASHER, Output Shaft, Red .068
-37	4505 187	1				DGD	THRUST WASHER, Output Shaft, Green .083
38	4617 157	1				DGD	BUSHING, Front Clutch

JEEP WRANGLER (TJ)

SERIES	LINE	BODY	ENGINE	TRANSMISSION
H = Sport	J = Wrangler 4WD	77 = 93.4 WB	EPE, EP0 = 2.5L Power Tech	DGG, DGD = 32RH 3 Spd. Auto.
L = SE	U = Wrangler 4WD (RHD)		ERH, ER0 = 4.0L Power Tech	DDQ = 5 Spd. Manual
P = Sahara				DDD = 5 Speed HD Manual
				DG0 = Auto. Trans.
				DBB = Manual Trans.

AR = Use as required - = Non illustrated part # = New this model year

Output Shaft 30RH (DGD)
Figure 30RH-420



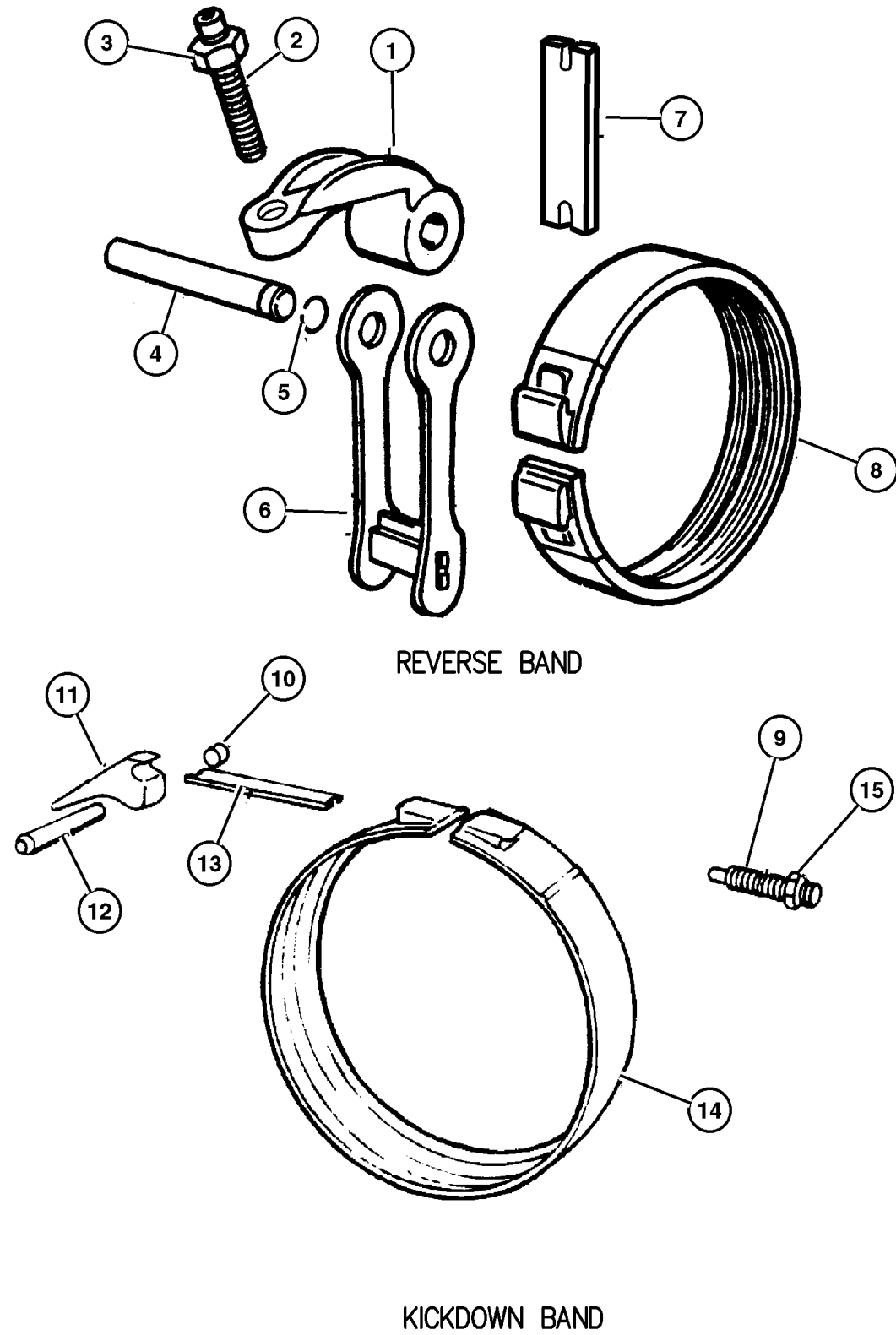
ITEM	PART NUMBER	QTY	LINE	SERIES	ENGINE	TRANS	DESCRIPTION
NOTE; Sales Code =European Equipment Group---SAA=Manual Steering---SBA=Power Steering							
[DGD] = 3 Speed Automatic Transmission [30RH] =European Equipment Group---SAA=Manual Steering---SBA=Power Steering							
1	6026 289	1				DGD	SNAP RING, .946 ID
-2	6030 938	1				DGD	SNAP RING
-3	6030 404	1				DGD	SNAP RING, Output Shaft, 1.029 OD
4	6030 576	1				DGD	SNAP RING, Annulus Gear, 1.375 ID
5	3681 969	1				DGD	THRUST WASHER, Annulus Gear
6	4617 774	1				DGD	SUPPORT, Annulus Gear
7	6030 576	1				DGD	SNAP RING, Annulus Gear, 1.375 ID
8	4130 518	2				DGD	THRUST WASHER, Planetary Carrier
9	4130 512	1				DGD	GEAR, Front Annulus
10	4130 514	1				DGD	CARRIER, Planetary Pinion
-11	3681 949	8				DGD	THRUST WASHER, Planet Pinion
12	4130 736	1				DGD	SPACER, Sun Gear
13	4471 566	2				DGD	PLATE, Transmission Module
14	4130 685	1				DGD	GEAR, Sun
15	4531 288	1				DGD	SHELL, Sun Gear
16	4505 188	1				DGD	PLATE, Transmission Module
17	4617 320	1				DGD	MAINSHAFT, Transmission
18	1942 439	1				DGD	SNAP RING, Sun Gear Shell
19	3681 935	1				DGD	THRUST WASHER, Planetary Carrier
20	4431 438	1				DGD	CARRIER, Planetary Pinion
21	3743 184	1				DGD	GEAR, Rear Annulus
22	3515 501	1				DGD	SUPPORT, Annulus Gear
23	1942 444	1				DGD	SNAP RING
24	6033 480	1				DGD	SNAP RING, Reverse Drum
25	6033 616	5				DGD	SCREW, Hex Flange Head, .25-28x.875
26	4637 956	1				DGD	DRUM PACKAGE, Transmission
27	4431 690	1				DGD	CAM, Overrunning Clutch
28	4431 432	1				DGD	CLUTCH, Overrunning
29	4617 775	1				DGD	PLATE, Annulus Gear Thrust

JEEP WRANGLER (TJ)
 SERIES LINE BODY ENGINE TRANSMISSION
 H = Sport J = Wrangler 4WD 77 = 93.4 WB EPE, EP0 = 2.5L Power Tech DGG, DGD = 32RH 3 Spd. Auto.
 L = SE U = Wrangler 4WD (RHD) ERH, ER0 = 4.0L Power Tech DDQ = 5 Spd. Manual
 P = Sahara DDD = 5 Speed HD Manual
 DGO = Auto. Trans.
 DBB = Manual Trans.

AR = Use as required - = Non illustrated part # = New this model year

May 2, 2002

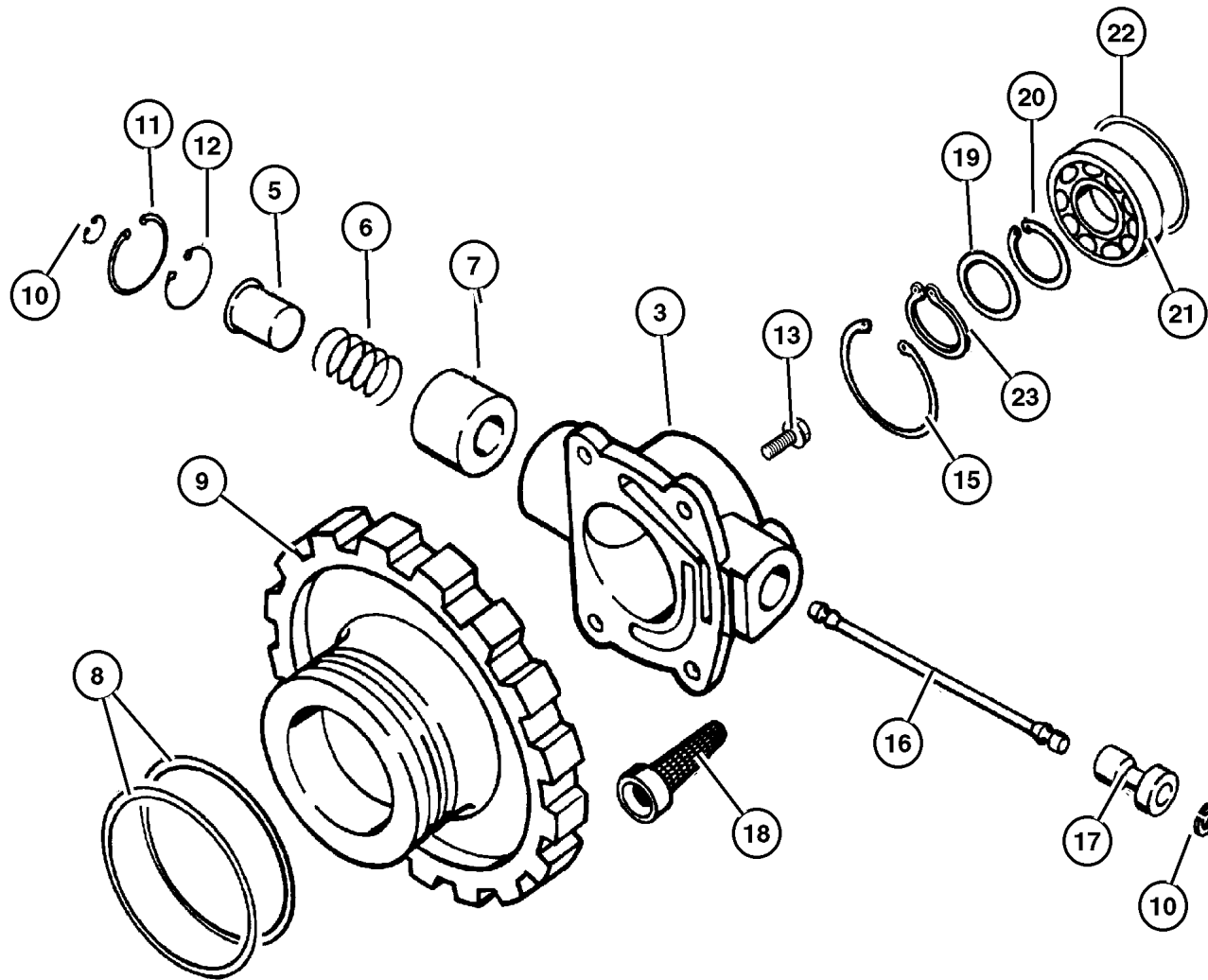
**Bands 30RH (DGD)
Figure 30RH-510**



ITEM	PART NUMBER	QTY	LINE	SERIES	ENGINE	TRANS	DESCRIPTION
NOTE; Sales Code =European Equipment Group---SAA=Manual Steering---SBA=Power Steering							
[DGD] = 3 Speed Automatic Transmission [30RH] =European Equipment Group---SAA=Manual Steering---SBA=Power Steering							
1	3681 139	1				DGD	LEVER, Reverse Band
2	6030 704	1				DGD	SCREW, Cap, .437-20x1.812
3	0271 506	1				DGD	NUT, Hex, .42-20
4	3410 102	1				DGD	SHAFT, Reverse Band
5	6030 657	1				DGD	O RING, Steering Gear
6	2464 439	1				DGD	LINK, Transmission Reverse Band
7	3515 589	1				DGD	STRUT, Reverse Band
8	4431 405	1				DGD	BAND, Reverse
9	6036 141AA	1				DGD	SCREW
10							PLUG, (NOT SERVICED)
11	2125 067	1				DGD	LEVER, Kickdown
12	4531 181	1				DGD	SHAFT, Band Lever
13	3515 084	1				DGD	STRUT, Kickdown Band
14	4617 849	1				DGD	BAND, Kickdown
15	0124 934	1				DGD	NUT, Hex Jam, .50-20

JEEP WRANGLER (TJ)				
SERIES	LINE	BODY	ENGINE	TRANSMISSION
H = Sport	J = Wrangler 4WD	77 = 93.4 WB	EPE, EP0 = 2.5L Power Tech	DGG, DGD = 32RH 3 Spd. Auto.
L = SE	U = Wrangler 4WD (RHD)		ERH, ER0 = 4.0L Power Tech	DDQ = 5 Spd. Manual
P = Sahara				DDD = 5 Speed HD Manual
				DG0 = Auto. Trans.
				DBB = Manual Trans.

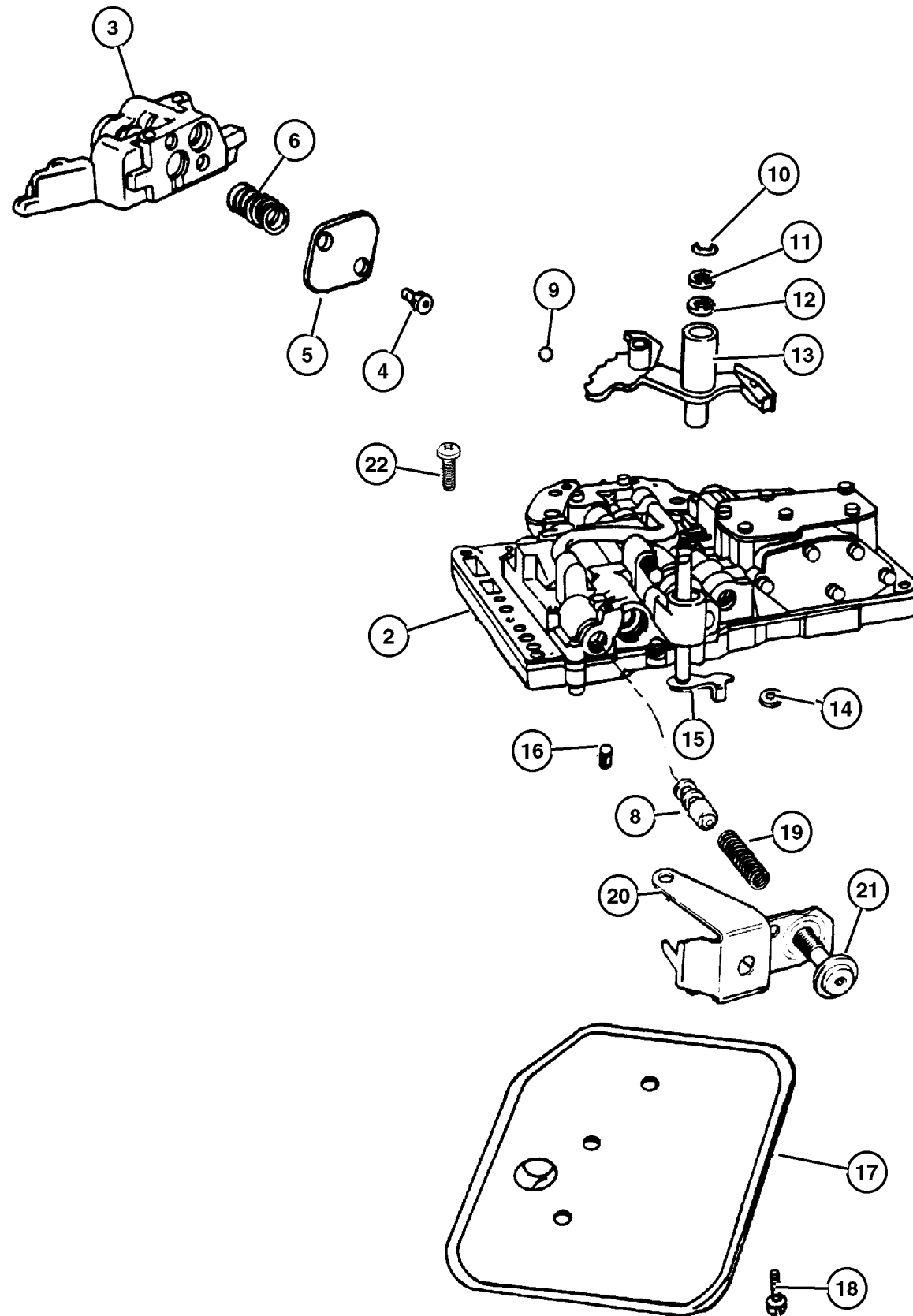
**Governor 30RH (DGD)
Figure 30RH-610**



ITEM	PART NUMBER	QTY	LINE	SERIES	ENGINE	TRANS	DESCRIPTION
NOTE; Sales Code =European Equipment Group---SAA=Manual Steering---SBA=Power Steering							
[DGD] = 3 Speed Automatic Transmission [30RH] =European Equipment Group---SAA=Manual Steering---SBA=Power Steering							
-1	4883 956AC	1				DGD	GASKET AND SEAL PACKAGE, Governor
-2	4728 460	1				DGD	BODY PACKAGE, Governor
3							BODY, Governor, (NOT SERVICED)
-4	5211 7938	1				DGD	WEIGHT KIT, Transmission Governor
5							INNER, Inner, (NOT SERVICED)
6							SPRING, Governor Valve, (NOT SERVICED)
7							WEIGHT, Governor, (NOT SERVICED)
8	1942 109	1				DGD	SEAL, Governor
9	3743 518	1				DGD	SUPPORT, Governor
10	1638 461	2				DGD	SNAP RING
11	6031 392	1				DGD	SNAP RING, Brake Master Cylinder
12	6034 723	1				DGD	SNAP RING, Governor, .675 x .025
13	6031 613	2				DGD	BOLT, Hex Head, .25-20x.68
-14	6034 788	2				DGD	BOLT, Hex Head, .25-20x1.33
15	6027 271	1				DGD	SNAP RING, Governor, 1.156
16	1556 082	1				DGD	SHAFT, Governor
17	4617 064	1				DGD	VALVE, Governor
18	3743 519	1				DGD	FILTER, Transmission Governor
19	4617 799	1				DGD	SPACER, Output Shaft
20	6025 668	1				DGD	SNAP RING, 1.150" Free Diameter
21	4130 537	1				DGD	BEARING, Output Shaft
22	6032 739	1				DGD	O RING, Output Shaft Bearing, Transmission
23	6025 668	1				DGD	SNAP RING, 1.150" Free Diameter

JEEP WRANGLER (TJ)				
SERIES	LINE	BODY	ENGINE	TRANSMISSION
H = Sport	J = Wrangler 4WD	77 = 93.4 WB	EPE, EP0 = 2.5L Power Tech	DGG, DGD = 32RH 3 Spd. Auto.
L = SE	U = Wrangler 4WD (RHD)		ERH, ER0 = 4.0L Power Tech	DDQ = 5 Spd. Manual
P = Sahara				DDD = 5 Speed HD Manual
				DG0 = Auto. Trans.
				DBB = Manual Trans.

**Valve Body 30RH (DGD)
Figure 30RH-710**



ITEM	PART NUMBER	QTY	LINE	SERIES	ENGINE	TRANS	DESCRIPTION
NOTE; Sales Code =European Equipment Group---SAA=Manual Steering---SBA=Power Steering							
[DGD] = 3 Speed Automatic Transmission [30RH] =European Equipment Group---SAA=Manual Steering---SBA=Power Steering							
-1	4713 105AC	1				DGD	GASKET AND SEAL PACKAGE, Valve Body
2	5211 8596	1				DGD	BODY, Transfer Plate
3	5211 8596	1				DGD	BODY, Transfer Plate
4							SCREW, Pan Head, .19-24x.440, (NOT SERVICED)
5							PLATE, (NOT SERVICED)
6							SPRING, Lock Up Valve, (NOT SERVICED)
-7							SCREW AND WASHER, Hex Flange Head, .190-24x1.54, (NOT SERVICED)
8	4505 036	1				DGD	VALVE, Trans Lockup Switch
9	0147 488	1				DGD	BALL, Manual Lever Detent, .343 Diameter
10	6035 208	2				DGD	SNAP RING
11	2538 062	1				DGD	WASHER, Manual Valve Lever
12	2466 548	1				DGD	SEAL, Valve Lever Shift
13	4617 437	1				DGD	LEVER, Manual Valve
14	4505 098	1				DGD	SEAL, Manual Shift Valve, 1.25 OD
15	3681 227	1				DGD	LEVER, Throttle Valve
16	3878 313	1				DGD	SCREEN, Transmission Regulator Valve
17	3515 996	1				DGD	FILTER, Valve Body
18	6033 826	3				DGD	SCREW AND WASHER, Oil Filter Mounting, Fillester Head .190-24x2.500
19	4130 492	1				DGD	SPRING, Switch Valve
20							BRACKET, (NOT SERVICED)
21	6030 609	1				DGD	SCREW, Cap Head Lock, .312-24x1.25
22							SCREW, (NOT SERVICED)
-23	4348 907	1				DGD	SPRING, Limit Valve

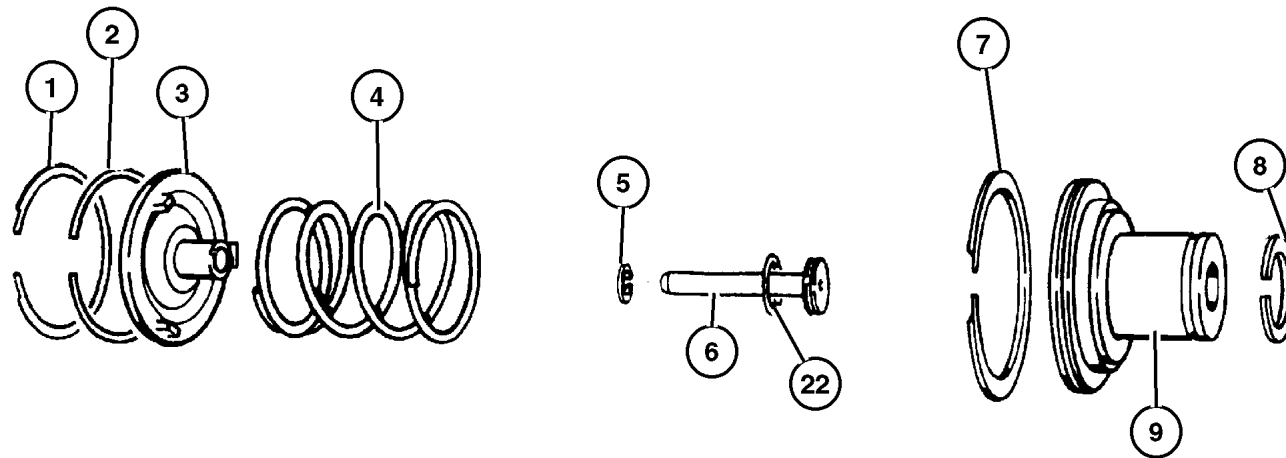
JEEP WRANGLER (TJ)				
SERIES	LINE	BODY	ENGINE	TRANSMISSION
H = Sport	J = Wrangler 4WD	77 = 93.4 WB	EPE, EP0 = 2.5L Power Tech	DGG, DGD = 32RH 3 Spd. Auto.
L = SE	U = Wrangler 4WD (RHD)		ERH, ER0 = 4.0L Power Tech	DDQ = 5 Spd. Manual
P = Sahara				DDD = 5 Speed HD Manual
				DG0 = Auto. Trans.
				DBB = Manual Trans.

AR = Use as required - = Non illustrated part # = New this model year

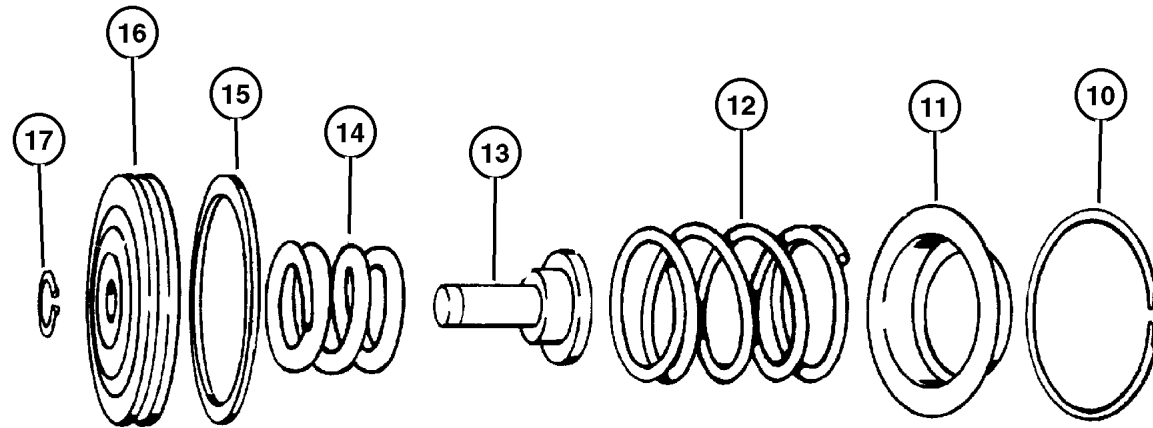
May 2, 2002

Servos 30RH (DGD)
Figure 30RH-720

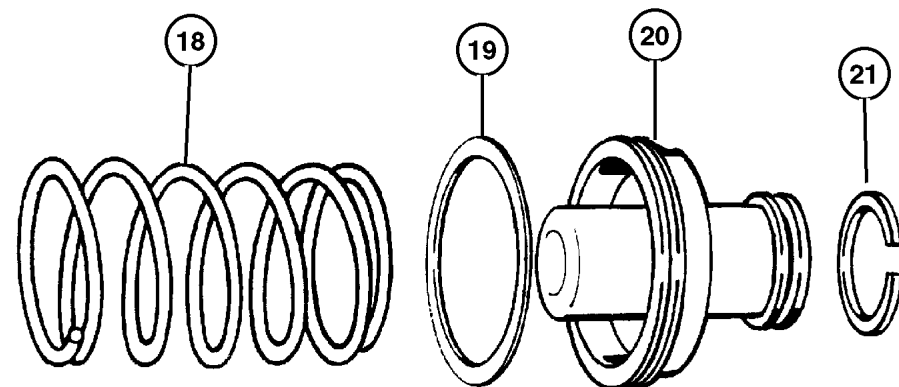
ITEM	PART NUMBER	QTY	LINE	SERIES	ENGINE	TRANS	DESCRIPTION
NOTE; Sales Code =European Equipment Group---SAA=Manual Steering---SBA=Power Steering							
[DGD] = 3 Speed Automatic Transmission [30RH] =European Equipment Group---SAA=Manual Steering---SBA=Power Steering							
1	1942 486	1				DGD	SNAP RING
2	3743 014	1				DGD	SEAL, Kickdown Servo
3	1942 485	1				DGD	GUIDE, Kickdown Servo
4							SPRING, Kickdown Servo Piston, (NOT SERVICED)
5	6031 392	1				DGD	SNAP RING, Brake Master Cylinder
6	4058 943	1				DGD	ROD, Kickdown Servo Piston
7	3743 014	1				DGD	SEAL, Kickdown Servo
8	1636 470	1				DGD	SEAL, Servo Piston
9	4058 942	1				DGD	PISTON, Kickdown Servo
10	2464 464	1				DGD	SNAP RING
11	2464 463	1				DGD	RETAINER, Transmission Rear Clutch
12	2801 274	1				DGD	SPRING, Reverse Servo Piston
13	5211 8741	1				DGD	PLUG, Reverse Servo Piston
14	3743 580	1				DGD	SPRING, Reverse Servo Piston
15	4202 864	1				DGD	SEAL, Reverse Servo Piston
16	5211 8744	1				DGD	PISTON, Reverse Servo
17	6027 153	1				DGD	SNAP RING, .435 ID
18	4531 259	1				DGD	SPRING, Transmission Accumulator
19	3743 013	1				DGD	SEAL, Piston Accumulator
20	3743 650	1				DGD	PISTON, Accumulator
21	3743 010	1				DGD	SEAL, Piston Accumulator
22	6031 410	1				DGD	O RING, Trans Kickdown Servo



KICKDOWN SERVO



LOW AND REVERSE SERVO



ACCUMULATOR PISTON AND SPRING

JEEP WRANGLER (TJ)

SERIES	LINE	BODY	ENGINE	TRANSMISSION
H = Sport	J = Wrangler 4WD	77 = 93.4 WB	EPE, EP0 = 2.5L Power Tech	DGG, DGD = 32RH 3 Spd. Auto.
L = SE	U = Wrangler 4WD (RHD)		ERH, ER0 = 4.0L Power Tech	DDQ = 5 Spd. Manual
P = Sahara				DDD = 5 Speed HD Manual
				DG0 = Auto. Trans.
				DBB = Manual Trans.

AR = Use as required - = Non illustrated part # = New this model year

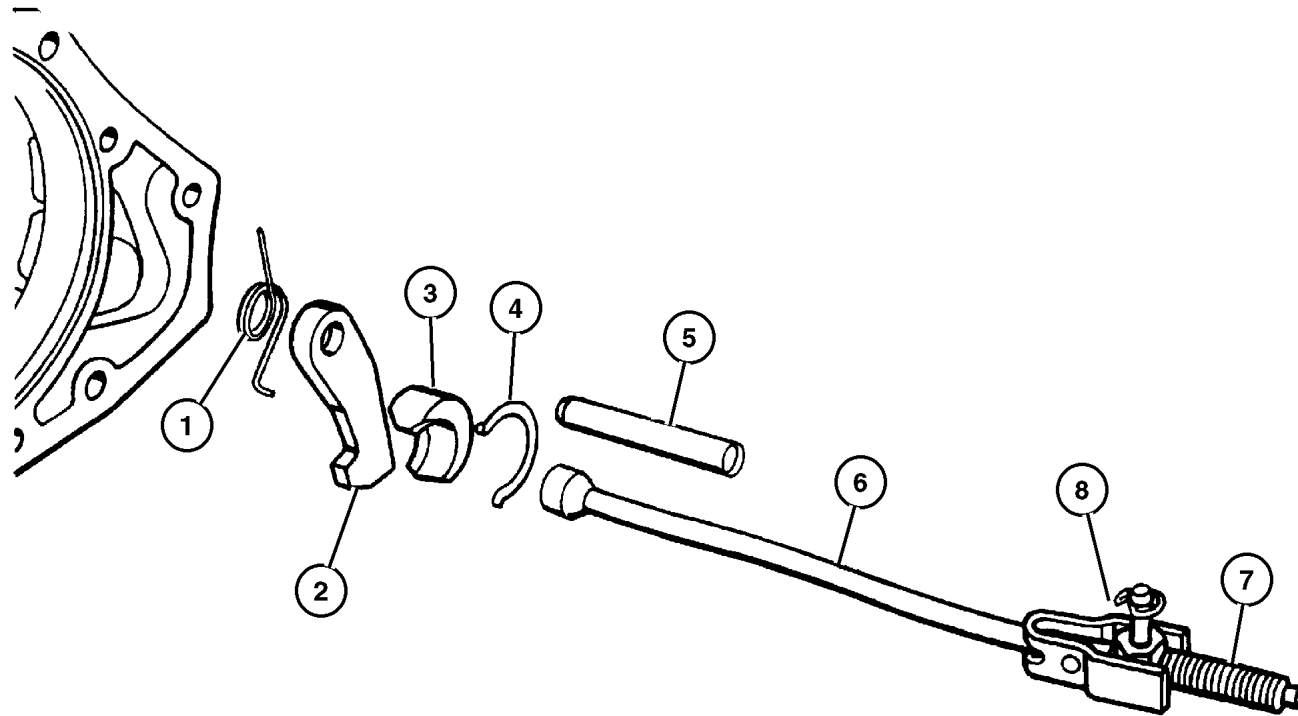
May 2, 2002

**Parking Sprag 30RH (DGD)
Figure 30RH-730**

ITEM	PART NUMBER	QTY	LINE	SERIES	ENGINE	TRANS	DESCRIPTION
------	-------------	-----	------	--------	--------	-------	-------------

NOTE; Sales Code =European Equipment Group---SAA=Manual Steering---SBA=Power Steering
[DGD] = 3 Speed Automatic Transmission [30RH] =European Equipment Group---SAA=Manual Steering---SBA=Power Steering

1	2466 909	1				DGD	SPRING, Parking Sprag
2	4471 415	1				DGD	SPRAG, Transmission Parking
3	2538 042	1				DGD	PLUG, Parking Sprag
4	2538 034	1				DGD	SNAP RING, Transmission
5	2466 892	1				DGD	SHAFT, Parking Sprag
6	2466 906	1				DGD	ROD, Parking Sprag
7							SPRING, Parking Sprag Return, (NOT SERVICED)
8	6035 256	1				DGD	SNAP RING, Rod

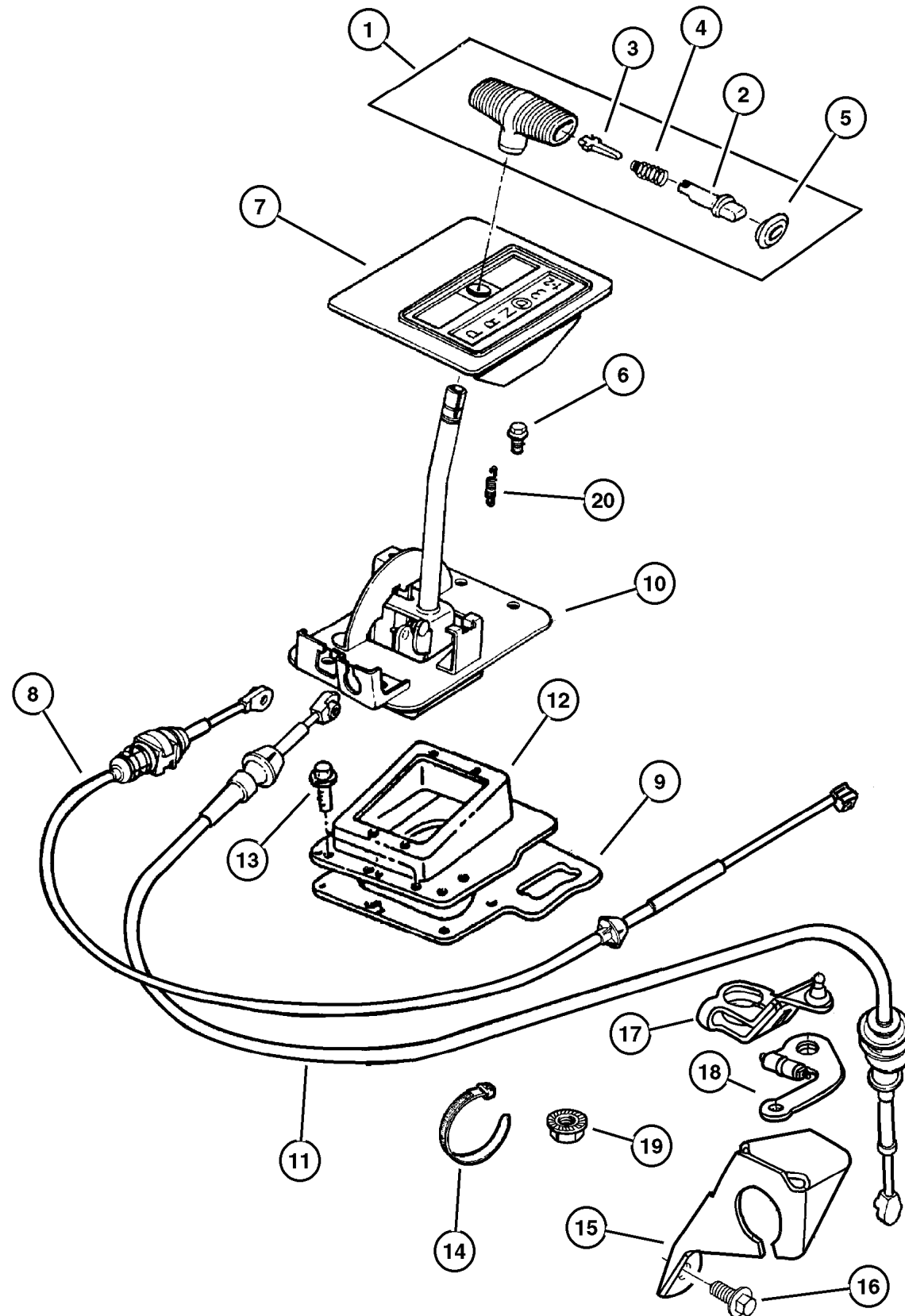


JEEP WRANGLER (TJ)				
SERIES	LINE	BODY	ENGINE	TRANSMISSION
H = Sport	J = Wrangler 4WD	77 = 93.4 WB	EPE, EP0 = 2.5L Power Tech	DGG, DGD = 32RH 3 Spd. Auto.
L = SE	U = Wrangler 4WD (RHD)		ERH, ER0 = 4.0L Power Tech	DDQ = 5 Spd. Manual
P = Sahara				DDD = 5 Speed HD Manual
				DG0 = Auto. Trans.
				DBB = Manual Trans.

AR = Use as required - = Non illustrated part # = New this model year

May 2, 2002

**Gearshift Controls 30RH (DGD)
Figure 30RH-1230**



ITEM	PART NUMBER	QTY	LINE	SERIES	ENGINE	TRANS	DESCRIPTION
NOTE; Sales Code =European Equipment Group---SAA=Manual Steering---SBA=Power Steering							
[DBB] = All Manual Transmissions =European Equipment Group---SAA=Manual Steering---SBA=Power Steering							
[DGD] = 3 Speed Automatic Transmission [30RH] =European Equipment Group---SAA=Manual Steering---SBA=Power Steering							
[DG0] = All Automatic Transmissions =European Equipment Group---SAA=Manual Steering---SBA=Power Steering							
[EP0] = All 2.5L 4 Cylinder Gas Engines =European Equipment Group---SAA=Manual Steering---SBA=Power Steering							
[ER0] = All 4.0 L 6 Cylinder Gas Engines =European Equipment Group---SAA=Manual Steering---SBA=Power Steering							
1	5210 4028	1				DG0	HANDLE, Gearshift
2	5300 0211	1				DG0	BUTTON, Gearshift Knob
3	5300 0865	1				DG0	LEVER, Gearshift
4	5300 0866	1				DG0	SPRING, Button Return
5	5207 7561	1				DG0	CAP, Gearshift Handle Button
6	6501 648	4				DG0	SCREW, Hex Flange Head, M8x1.25x25.00
7							BEZEL AND DIAL, Gearshift Lever
	55115 570AB	1	J			DG0	
	55115 571AB	1	U			DG0	
8	5210 4144	1				DG0	CABLE, Park Interlock
9							SEAL, Shift Housing
	5300 0659	1	J			DG0	
			U			DG0	RHD
10							HOUSING, Shift Lever
	52078 551AB	1	J			DG0	
	52078 841AB	1	U			DG0	
11	5210 4142	1				DG0	CABLE, Shift
12	5300 0704	1				DG0	COVER, Gearshift
13	J400 1701	9				DBB	SCREW, Hex Self Tapping, .19-16x.50
14	4641 780	1			EP0, ER0	DG0	STRAP, Tie
15	5207 8255	1				DG0	BRACKET, Shift Cable
16							SCREW AND WASHER, Truss Head, .312-18x.750, (NOT SERVICED)
17	52079 168AB	1			EP0, ER0	DG0	LEVER, Manual Control
18	3681 227	1				DGD	LEVER, Throttle Valve
19	6028 114	1				DG0	NUT, Hex, .437-14
20							SPRING, Pawl Return, (NOT SERVICED)

JEEP WRANGLER (TJ)

SERIES	LINE	BODY	ENGINE	TRANSMISSION
H = Sport	J = Wrangler 4WD	77 = 93.4 WB	EPE, EP0 = 2.5L Power Tech	DGG, DGD = 32RH 3 Spd. Auto.
L = SE	U = Wrangler 4WD (RHD)		ERH, ER0 = 4.0L Power Tech	DDQ = 5 Spd. Manual
P = Sahara				DDD = 5 Speed HD Manual
				DG0 = Auto. Trans.
				DBB = Manual Trans.

AR = Use as required - = Non illustrated part # = New this model year

May 2, 2002

Group – 32RH

Automatic Transmission 3 Speed

GROUP 32RH - Automatic Transmission 3 Speed

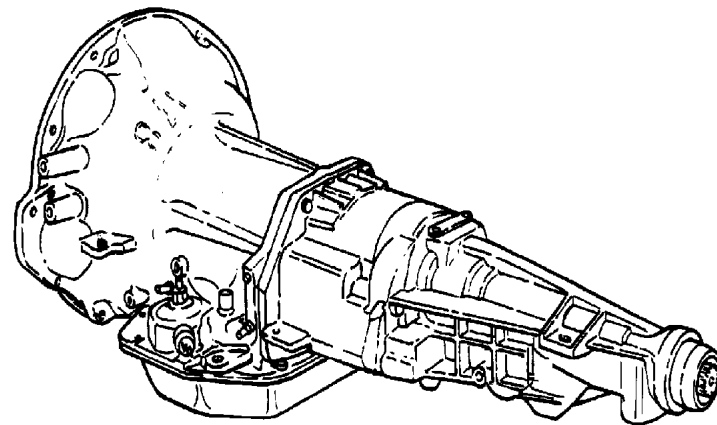
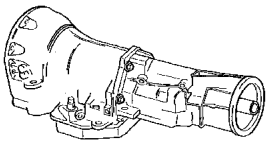
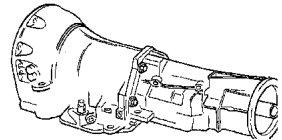


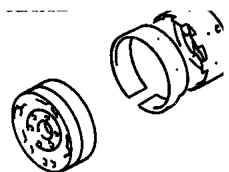
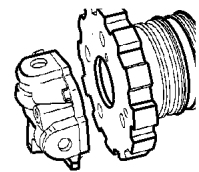
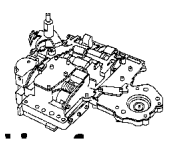
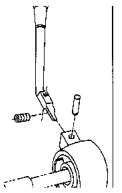
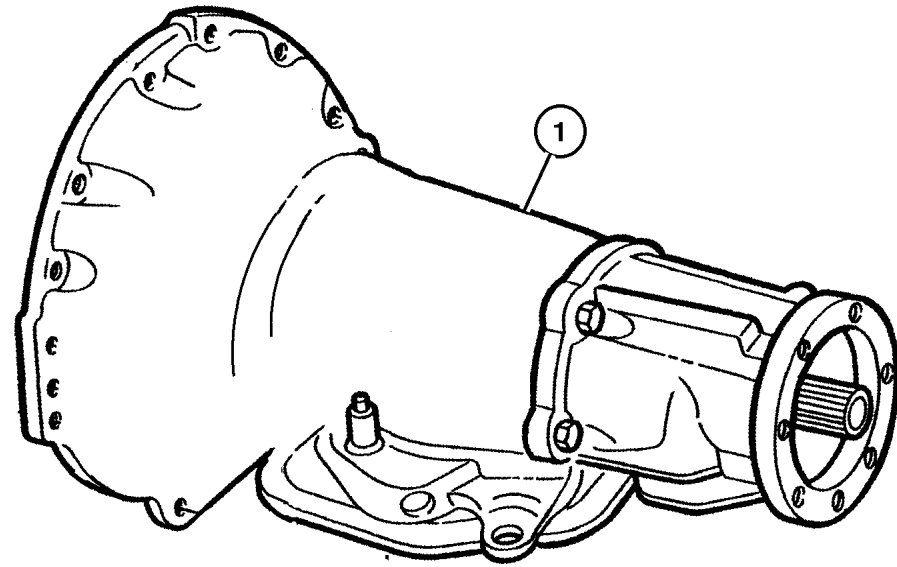


Illustration Title	Group-Fig. No.
Transmission Assembly	
Transmission 32RH (DGG)	Fig. 32RH-110
Case and Extension	
Case and Related Parts 32RH (DGG)	Fig. 32RH-210
Oil Pump	
Oil Pump 32RH (DGG)	Fig. 32RH-310
Gear Train	
Clutch, Front and Rear 32RH (DGG)	Fig. 32RH-410
Output Shaft 32RH (DGG)	Fig. 32RH-420
Bands, Reverse and Kickdown	
Bands 32RH (DGG)	Fig. 32RH-510
Governor	
Governor 32RH (DGG)	Fig. 32RH-610
Valve Body	
Valve Body 32RH (DGG)	Fig. 32RH-710
Servos 32RH (DGG)	Fig. 32RH-720
Parking Sprag 32RH (DGG)	Fig. 32RH-730
Gearshift Controls	
Gearshift Controls 32RH (DGG)	Fig. 32RH-1230

32RH-100 Transmission Assembly 	32RH-200 Case and Extension 	32RH-300 Oil Pump 	32RH-400 Gear Train 
32RH-500 Bands, Reverse and Kickdown 	32RH-600 Governor 	32RH-700 Valve Body 	32RH-1200 Gearshift Controls 

Transmission 32RH (DGG)
Figure 32RH-110

T67-110



ITEM	PART NUMBER	QTY	LINE	SERIES	ENGINE	TRANS	DESCRIPTION
------	-------------	-----	------	--------	--------	-------	-------------

NOTE; Sales Code =European Equipment Group---SAA=Manual Steering---SBA=Power Steering
[DGG] = 3 Speed Automatic Transmission [32RH] =European Equipment Group---SAA=Manual Steering---SBA=Power Steering

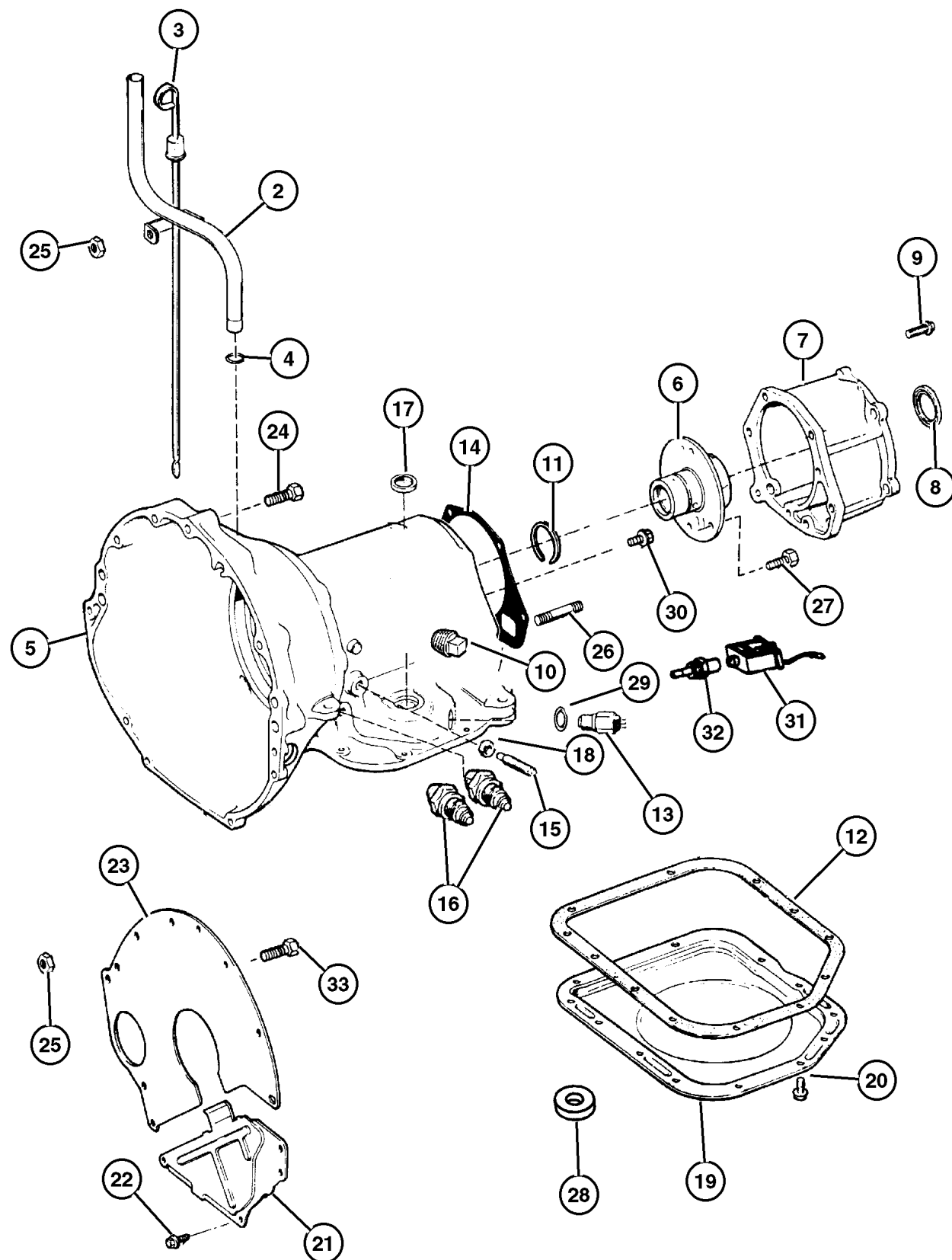
1	5015 271AA	1				DGG	TRANSMISSION PACKAGE, 52119833AA(Package Contains 52119833AA Transmission, K4736596 Converter, K1949765 Bolts.)
---	------------	---	--	--	--	-----	---

JEEP WRANGLER (TJ)		BODY	ENGINE	TRANSMISSION
SERIES	LINE	77 = 93.4 WB	EPE, EP0 = 2.5L Power Tech ERH, ER0 = 4.0L Power Tech	DGG, DGD = 32RH 3 Spd. Auto. DDQ = 5 Spd. Manual DDD = 5 Speed HD Manual DG0 = Auto. Trans. DBB = Manual Trans.
H = Sport	J = Wrangler 4WD			
L = SE	U = Wrangler 4WD (RHD)			
P = Sahara				

AR = Use as required - = Non illustrated part # = New this model year

May 2, 2002

**Case and Related Parts 32RH (DGG)
Figure 32RH-210**



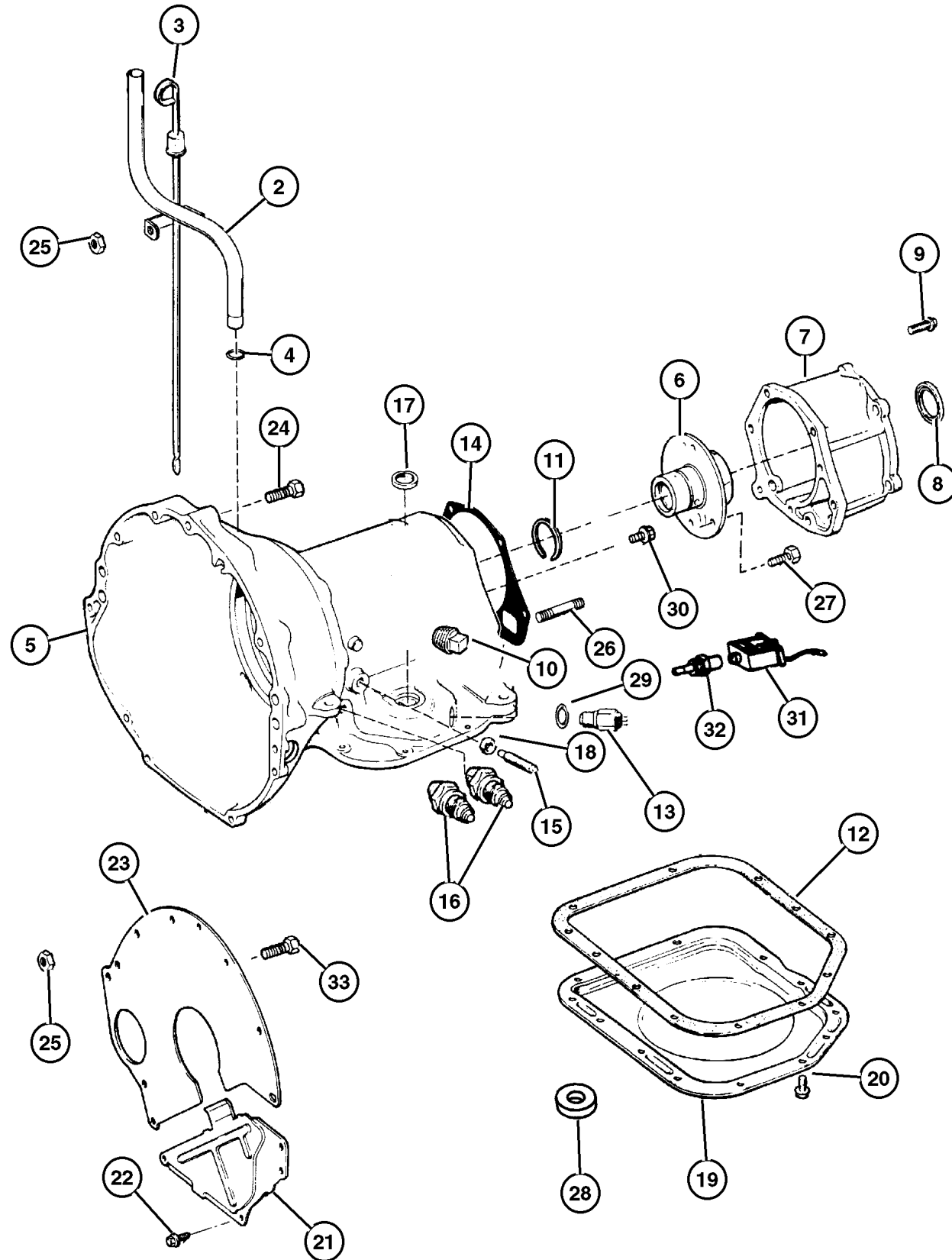
ITEM	PART NUMBER	QTY	LINE	SERIES	ENGINE	TRANS	DESCRIPTION
NOTE; Sales Code =European Equipment Group---SAA=Manual Steering---SBA=Power Steering							
[DGG] = 3 Speed Automatic Transmission [32RH] =European Equipment Group---SAA=Manual Steering---SBA=Power Steering							
[DG0] = All Automatic Transmissions =European Equipment Group---SAA=Manual Steering---SBA=Power Steering							
[EP0] = All 2.5L 4 Cylinder Gas Engines =European Equipment Group---SAA=Manual Steering---SBA=Power Steering							
[ER0] = All 4.0 L 6 Cylinder Gas Engines =European Equipment Group---SAA=Manual Steering---SBA=Power Steering							
-1	4883 957AD	1				DGG	SEAL AND GASKET PACKAGE, Transmission
2	52104 243AC	1			ER0	DG0	TUBE, Transmission Oil Filler
	52104 244AB	1			EP0	DG0	
3	#52104 240AD	1			EP0, ER0	DG0	INDICATOR, Transmission Fluid Level
4	52118 629AB	1			EP0, ER0	DG0	SEAL, Oil Filler Tube
5	5211 8344	1				DGG	CASE, Transmission
6	4431 433	1				DGG	SUPPORT, Output Shaft
7	5211 8076	1				DGG	ADAPTER, Transmission
8	4269 956	1				DGG	SEAL, Adapter
9	6030 849	5				DGG	SCREW AND WASHER, Hex Head Locking, .375-16x1.375
10	6028 095	1				DGG	PLUG, Pressure Check
11	6033 480	1				DGG	SNAP RING, Reverse Drum
12	4295 875AB	1				DGG	GASKET, Oil Pan
13	56028 181AB	1				DGG	SWITCH, Neutral, Safety, Back Up
14	2466 954	1				DGG	GASKET, Transmission Case
15	6036 141AA	1				DGG	SCREW
16	5202 8629	1				DGG	CONNECTOR, Oil Cooler Tube, .375 Tube x .25 Thread
17	4505 098	1				DGG	SEAL, Manual Shift Valve, 1.25 OD
18	0124 934	1				DGG	NUT, Hex Jam, .50-20
19	5211 8802	1				DGG	PAN, Transmission Oil
20	4723 548	14				DGG	SCREW AND WASHER, Hex Head, .312-18x.625
21	52118 136AB	1			ER0	DG0	COVER, Converter
22	6035 031	3			ER0	DG0	SCREW AND WASHER, Hex Head, .312-18x.625
23	J323 7847	1			ER0	DG0	SPACER, Clutch Housing
24	J400 4370	2			ER0	DG0	BOLT AND WASHER, Hex Head, .437-14x2.75
25	J021 9422	2			ER0	DG0	NUT, Hex
26	6033 157	1				DGG	STUD, .375-16x2.312
27	6033 479	6				DGG	BOLT, Hex Head, .25-28x1-5/8
28	3681 601	1				DGG	MAGNET, Transmission
29	2408 143	1				DGG	WASHER, Switch
30	6033 616	5				DGG	SCREW, Hex Flange Head, .25-28x.875
31	5211 8595	1				DGG	SOLENOID, Transmission

JEEP WRANGLER (TJ)				
SERIES	LINE	BODY	ENGINE	TRANSMISSION
H = Sport	J = Wrangler 4WD	77 = 93.4 WB	EPE, EP0 = 2.5L Power Tech	DGG, DGD = 32RH 3 Spd. Auto.
L = SE	U = Wrangler 4WD (RHD)		ERH, ER0 = 4.0L Power Tech	DDQ = 5 Spd. Manual
P = Sahara				DDD = 5 Speed HD Manual
				DG0 = Auto. Trans.
				DBB = Manual Trans.

AR = Use as required - = Non illustrated part # = New this model year

May 2, 2002

Case and Related Parts 32RH (DGG)
Figure 32RH-210



ITEM	PART NUMBER	QTY	LINE	SERIES	ENGINE	TRANS	DESCRIPTION
32	5603 8235	1				DGG	CONNECTOR, Wiring
33	0153 371	2			ER0	DG0	BOLT, Hex Head, .375-16x2.25

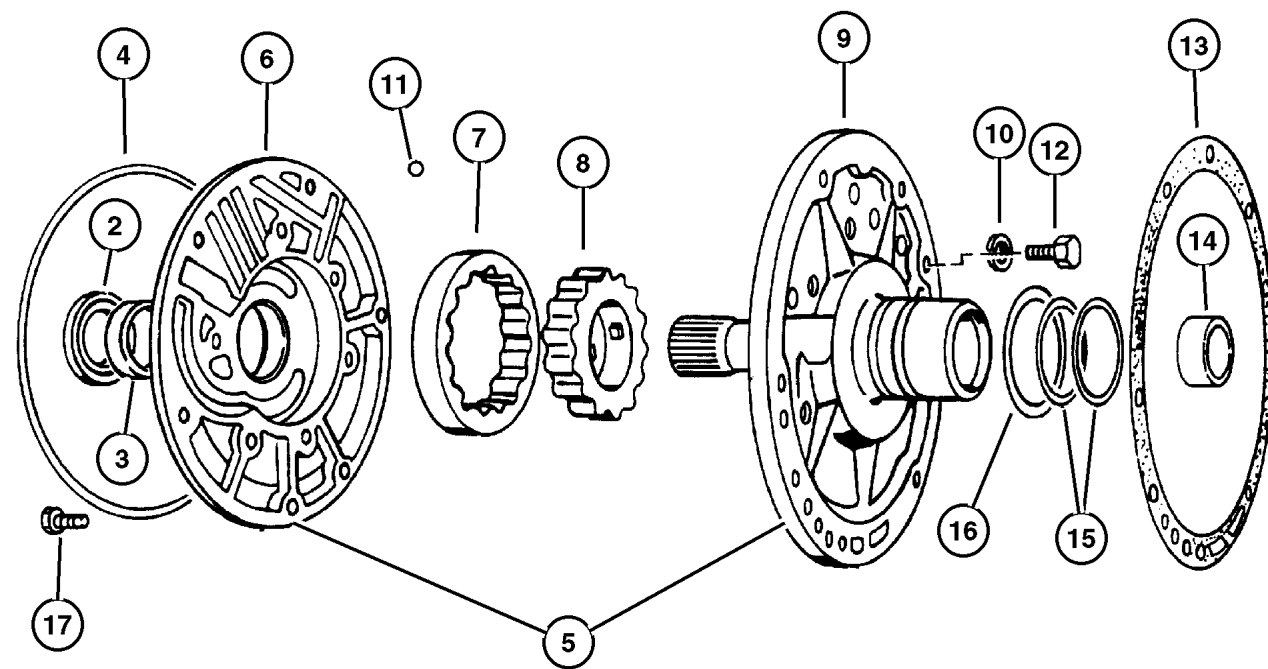
JEEP WRANGLER (TJ)			
SERIES	LINE	BODY	ENGINE
H = Sport	J = Wrangler 4WD	77 = 93.4 WB	EPE, EP0 = 2.5L Power Tech
L = SE	U = Wrangler 4WD (RHD)		ERH, ER0 = 4.0L Power Tech
P = Sahara			

TRANSMISSION
DGG, DGD = 32RH 3 Spd. Auto.
DDQ = 5 Spd. Manual
DDD = 5 Speed HD Manual
DG0 = Auto. Trans.
DBB = Manual Trans.

AR = Use as required - = Non illustrated part # = New this model year

May 2, 2002

**Oil Pump 32RH (DGG)
Figure 32RH-310**



ITEM	PART NUMBER	QTY	LINE	SERIES	ENGINE	TRANS	DESCRIPTION
Note; Sales Code =European Equipment Group---SAA=Manual Steering---SBA=Power Steering							
[DGG] = 3 Speed Automatic Transmission [32RH] =European Equipment Group---SAA=Manual Steering---SBA=Power Steering							
-1	4713 108AB	1				DGG	GASKET AND SEAL PACKAGE, Transmission Oil Pump
2	4412 475	1				DGG	SEAL, Impeller Hub, 57.25mm OD
3	1853 595	1				DGG	BUSHING, Front Pump
4	2204 709	1				DGG	SEAL, Front Pump Housing
5	4778 552AB	1				DGG	PUMP, Transmission Oil
6							HOUSING, Pump, (NOT SERVICED)
7							ROTOR, Oil Pump, (NOT SERVICED)
8							ROTOR, Oil Pump, (NOT SERVICED)
9							SHAFT, Oil Pump, (NOT SERVICED)
10							WASHER, (NOT SERVICED)
11							BALL, Valve Body Check, (NOT SERVICED)
12	0179 815	6				DGG	SCREW, Hex Head, .312-18x.687
13	5211 8266	1				DGG	GASKET, Transmission Oil Pump
14	4028 545	1				DGG	BUSHING, Reaction Shaft
15	4471 874	2				DGG	SEAL, Ring Reaction Support, 2 1/16 O.D.
16	4617 786	1				DGG	THRUST WASHER, Front Clutch
17	6023 943	6				DGG	SCREW AND WASHER, Hex Flange Head, .312-18x1.375

JEEP WRANGLER (TJ)

SERIES	LINE	BODY	ENGINE	TRANSMISSION
H = Sport	J = Wrangler 4WD	77 = 93.4 WB	EPE, EP0 = 2.5L Power Tech	DGG, DGD = 32RH 3 Spd. Auto.
L = SE	U = Wrangler 4WD (RHD)		ERH, ER0 = 4.0L Power Tech	DDQ = 5 Spd. Manual
P = Sahara				DDD = 5 Speed HD Manual
				DG0 = Auto. Trans.
				DBB = Manual Trans.

AR = Use as required - = Non illustrated part # = New this model year

May 2, 2002

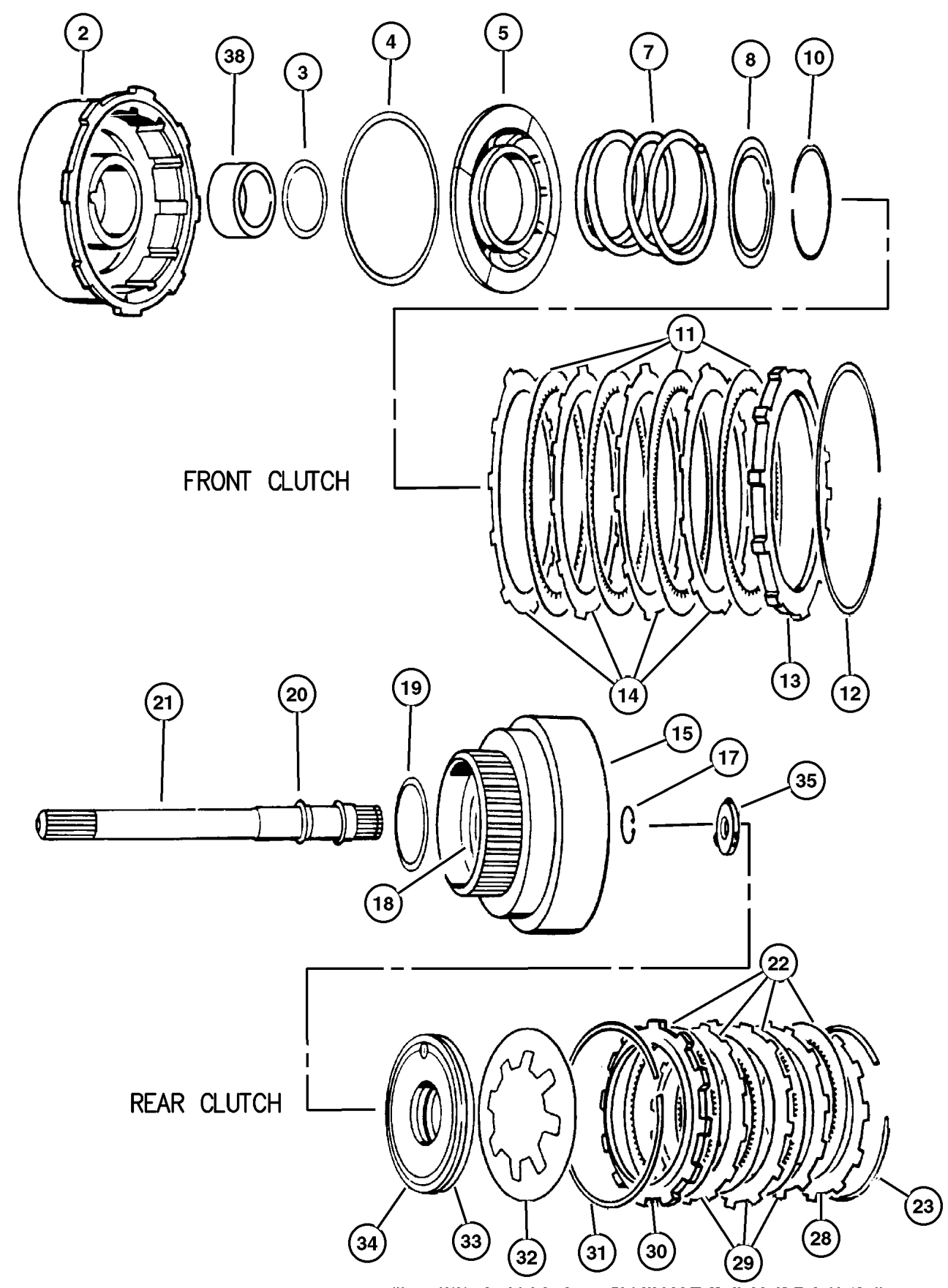
**Clutch, Front and Rear 32RH (DGG)
Figure 32RH-410**

ITEM	PART NUMBER	QTY	LINE	SERIES	ENGINE	TRANS	DESCRIPTION
NOTE; Sales Code =European Equipment Group---SAA=Manual Steering---SBA=Power Steering							
[DGG] = 3 Speed Automatic Transmission [32RH] =European Equipment Group---SAA=Manual Steering---SBA=Power Steering							
-1	5252 926AB	1				DGG	SEAL PACKAGE, Transmission Clutch
2	4531 285AB	1				DGG	RETAINER AND BUSHING, Transmission Front Clutch
3	3515 176	1				DGG	SEAL, Front Clutch Piston
4	4058 487AB	1				DGG	SEAL, Front Piston Clutch
5	3515 716	1				DGG	PISTON, Clutch
-6	0147 483	1				DGG	CHECK BALL, Dia-.187
7	3515 054	1				DGG	SPRING, Front Clutch
8	4617 516AC	1				DGG	RETAINER, Transmission Front Clutch Piston Spring
-9	0147 483	1				DGG	CHECK BALL, Dia-.187
10	1638 461	2				DGG	SNAP RING
11	4617 362	4				DGG	DISC, Direct Clutch
12	3410 571	1				DGG	SNAP RING
13	4617 176	1				DGG	PLATE, Transmission Clutch Reaction
14	1942 403AC	4				DGG	PLATE, Clutch Separator
15	4505 199	1				DGG	RETAINER, Transmission Rear Clutch
-16	0147 483	1				DGG	CHECK BALL, Dia-.187
17	6022 859	1				DGG	SNAP RING, .890625
18	4028 333	1				DGG	SEAL, Rear Clutch, 1.50 ODx.009 Thk
19	4617 786	1				DGG	THRUST WASHER, Front Clutch
20	1401 221AB	1				DGG	SEAL, Input Shaft
21	4505 189	1				DGG	INPUT SHAFT, Transmission
22	4713 880	4				DGG	DISC, Clutch
23	4130 761	1				DGG	SNAP RING
-24	4539 121	1				DGG	SNAP RING, Rear Clutch, .076
-25	4539 123	1				DGG	SNAP RING, Rear Clutch, .095
-26	4539 122	1				DGG	SNAP RING, Rear Clutch, .098
-27	4539 124	1				DGG	SNAP RING, Rear Clutch, .107
28	4617 176	1				DGG	PLATE, Transmission Clutch Reaction
29	1942 403AB	3				DGG	PLATE, Clutch Separator
30	2466 281	1				DGG	PLATE, Clutch Pressure
31	2466 283	1				DGG	SPRING, Rear Clutch
32	4728 487	1				DGG	SPRING, Rear Clutch Piston
33	2538 510	1				DGG	SEAL, Rear Clutch Piston
34	3515 716	1				DGG	PISTON, Clutch
35	4505 185	1				DGG	THRUST WASHER, Output Shaft, Gray .052
-36	4505 186	1				DGG	THRUST WASHER, Output Shaft, Red .068
-37	4505 187	1				DGG	THRUST WASHER, Output Shaft, Green .083
38	4617 157	1				DGG	BUSHING, Front Clutch

JEEP WRANGLER (TJ)
 SERIES LINE BODY ENGINE TRANSMISSION
 H = Sport J = Wrangler 4WD 77 = 93.4 WB EPE, EP0 = 2.5L Power Tech DGG, DGD = 32RH 3 Spd. Auto.
 L = SE U = Wrangler 4WD (RHD) ERH, ER0 = 4.0L Power Tech DDQ = 5 Spd. Manual
 P = Sahara DDD = 5 Speed HD Manual
 DGO = Auto. Trans.
 DDB = Manual Trans.

AR = Use as required - = Non illustrated part # = New this model year

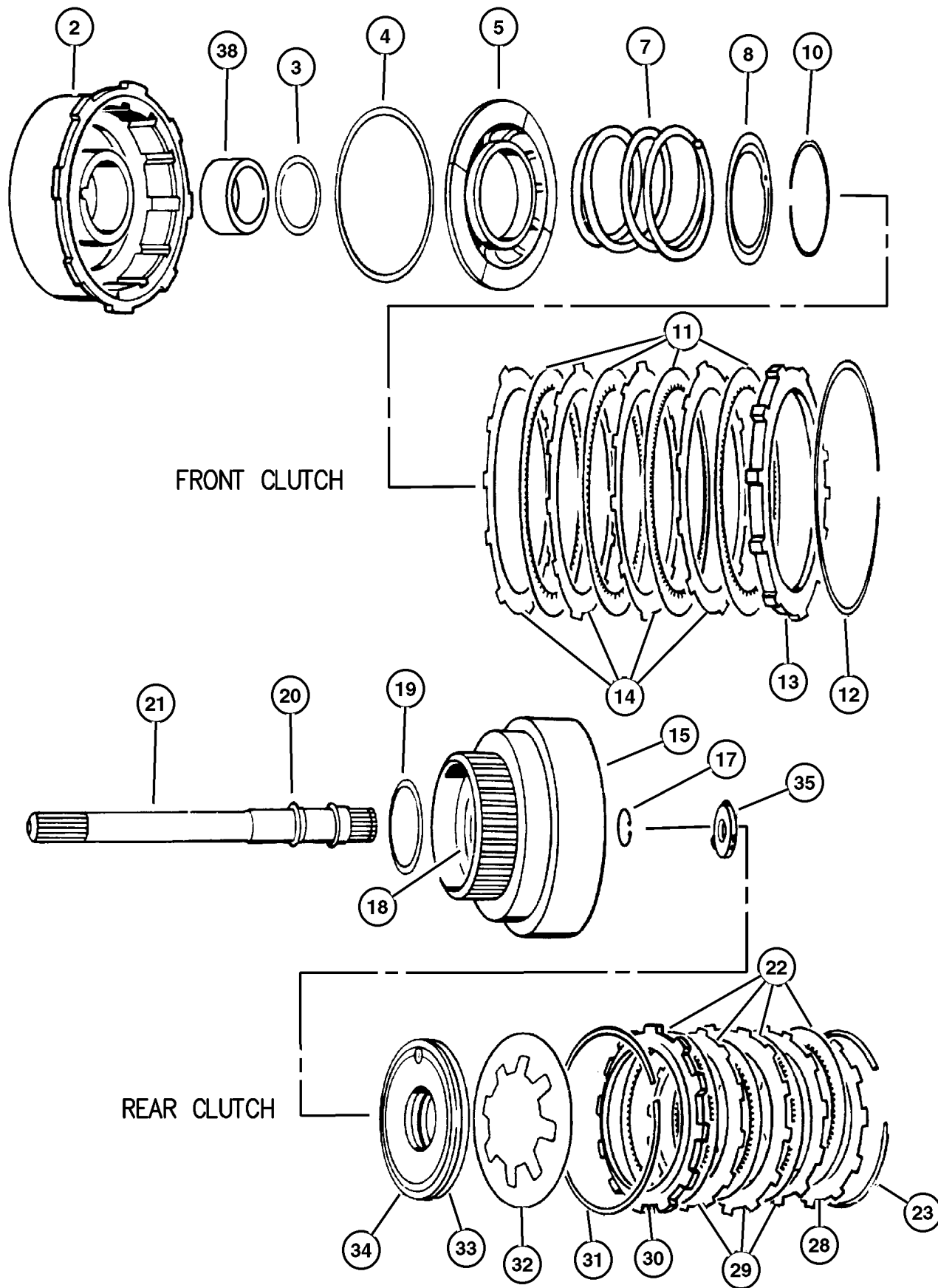
May 2, 2002



Clutch, Front and Rear 32RH (DGG)
Figure 32RH-410

ITEM	PART NUMBER	QTY	LINE	SERIES	ENGINE	TRANS	DESCRIPTION
------	-------------	-----	------	--------	--------	-------	-------------

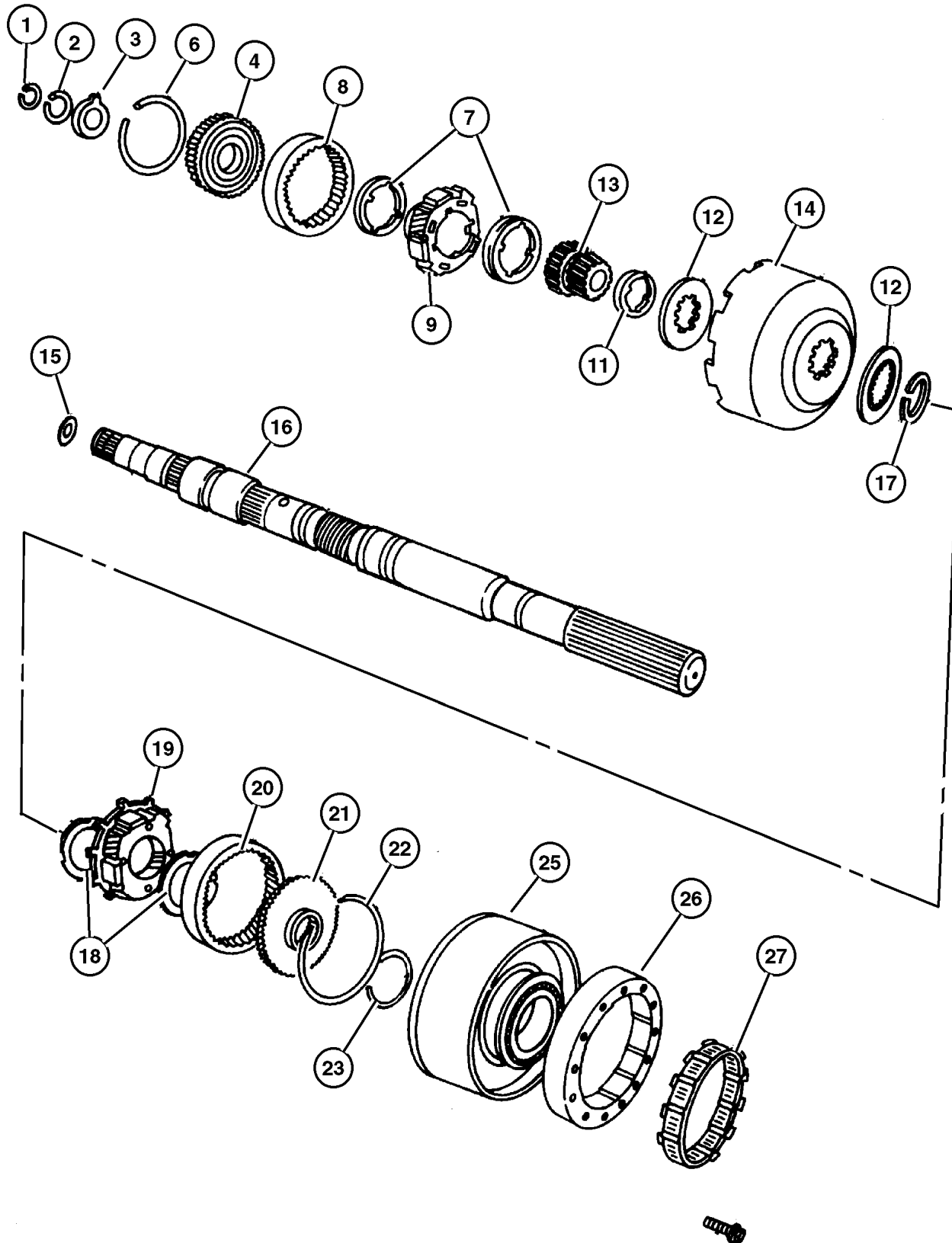
-39	4617 159	1			DGG		BUSHING, Rear Clutch
-----	----------	---	--	--	-----	--	----------------------



JEEP WRANGLER (TJ)		BODY	ENGINE	TRANSMISSION
SERIES	LINE	77 = 93.4 WB	EPE, EP0 = 2.5L Power Tech	DGG, DGD = 32RH 3 Spd. Auto.
H = Sport	J = Wrangler 4WD		ERH, ER0 = 4.0L Power Tech	DDQ = 5 Spd. Manual
L = SE	U = Wrangler 4WD (RHD)			DDD = 5 Speed HD Manual
P = Sahara				DG0 = Auto. Trans.
				DBB = Manual Trans.

AR = Use as required - = Non illustrated part # = New this model year

Output Shaft 32RH (DGG)
Figure 32RH-420



ITEM	PART NUMBER	QTY	LINE	SERIES	ENGINE	TRANS	DESCRIPTION
NOTE; Sales Code =European Equipment Group---SAA=Manual Steering---SBA=Power Steering							
[DGG] = 3 Speed Automatic Transmission [32RH] =European Equipment Group---SAA=Manual Steering---SBA=Power Steering							
1	6026 289	1				DGG	SNAP RING, .946 ID
2	6030 576	1				DGG	SNAP RING, Annulus Gear, 1.375 ID
3	3681 969	1				DGG	THRUST WASHER, Annulus Gear
4	4617 774	1				DGG	SUPPORT, Annulus Gear
-5	6030 576	1				DGG	SNAP RING, Annulus Gear, 1.375 ID
6	6035 238	1				DGG	SNAP RING
7	4130 518	2				DGG	THRUST WASHER, Planetary Carrier
8	4130 512	1				DGG	GEAR, Front Annulus
9	4130 514	1				DGG	CARRIER, Planetary Pinion
-10	3681 949	8				DGG	THRUST WASHER, Planet Pinion
11	4130 736	1				DGG	SPACER, Sun Gear
12	4471 566	2				DGG	PLATE, Transmission Module
13	4130 685	1				DGG	GEAR, Sun
14	4531 288	1				DGG	SHELL, Sun Gear
15	4505 188	1				DGG	PLATE, Transmission Module
16	4617 320	1				DGG	MAINSHAFT, Transmission
17	1942 439	1				DGG	SNAP RING, Sun Gear Shell
18	3681 935	1				DGG	THRUST WASHER, Planetary Carrier
19	4431 438	1				DGG	CARRIER, Planetary Pinion
20	3743 184	1				DGG	GEAR, Rear Annulus
21	3515 501	1				DGG	SUPPORT, Annulus Gear
22	1942 444	1				DGG	SNAP RING
23	6033 480	1				DGG	SNAP RING, Reverse Drum
-24	6033 616	5				DGG	SCREW, Hex Flange Head, .25-28x.875
25	4637 956	1				DGG	DRUM PACKAGE, Transmission
26	4431 690	1				DGG	CAM, Overrunning Clutch
27	4431 432	1				DGG	CLUTCH, Overrunning

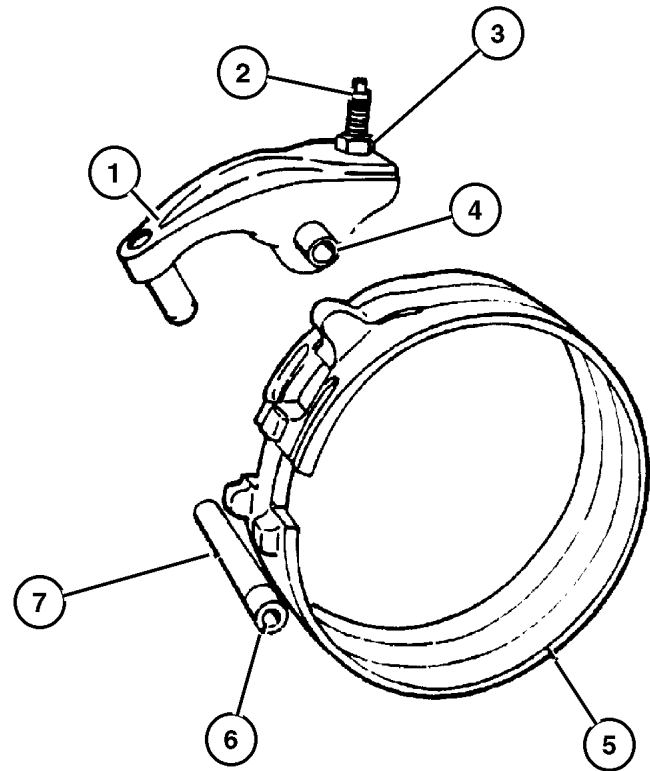
JEEP WRANGLER (TJ)

SERIES	LINE	BODY	ENGINE	TRANSMISSION
H = Sport	J = Wrangler 4WD	77 = 93.4 WB	EPE, EP0 = 2.5L Power Tech	DGG, DGD = 32RH 3 Spd. Auto.
L = SE	U = Wrangler 4WD (RHD)		ERH, ER0 = 4.0L Power Tech	DDQ = 5 Spd. Manual
P = Sahara				DDD = 5 Speed HD Manual
				DG0 = Auto. Trans.
				DBB = Manual Trans.

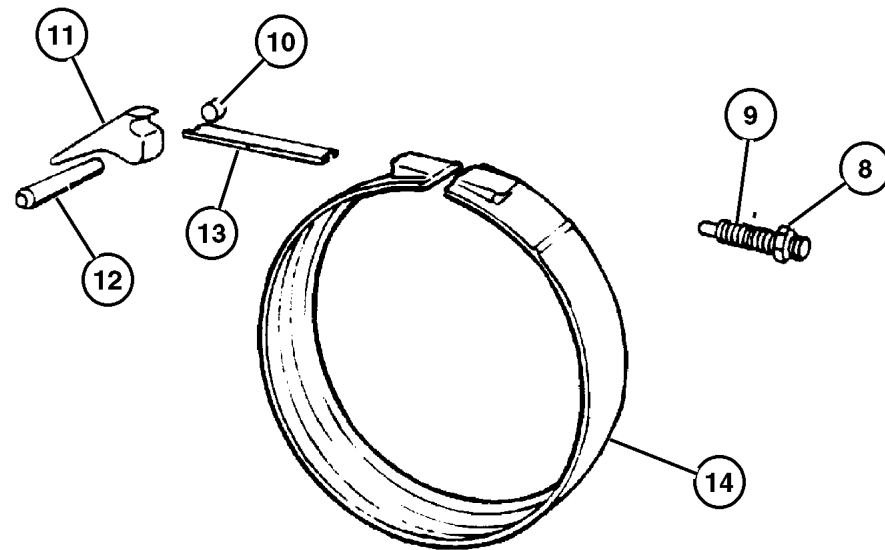
AR = Use as required - = Non illustrated part # = New this model year

May 2, 2002

**Bands 32RH (DGG)
Figure 32RH-510**



REVERSE BAND



KICKDOWN BAND

ITEM	PART NUMBER	QTY	LINE	SERIES	ENGINE	TRANS	DESCRIPTION
NOTE; Sales Code =European Equipment Group---SAA=Manual Steering---SBA=Power Steering							
[DGG] = 3 Speed Automatic Transmission [32RH] =European Equipment Group---SAA=Manual Steering---SBA=Power Steering							
1	4202 764AB	1				DGG	LEVER, Reverse Band
2	2538 472	1				DGG	SCREW, Trans Reverse Band Adjusting, .375-24-1.88
3	0114 942	1				DGG	NUT, Hex, .375-24
4	3410 102	1				DGG	SHAFT, Reverse Band
5	4431 406	1				DGG	BAND, Reverse
6	6030 657	1				DGG	O RING, Steering Gear
7	3410 102	1				DGG	SHAFT, Reverse Band
8	0124 934	1				DGG	NUT, Hex Jam, .50-20
9	6036 141AA	1				DGG	SCREW
10							PLUG, (NOT SERVICED)
11	2124 666	1				DGG	LEVER, Kickdown
12	4531 181	1				DGG	SHAFT, Band Lever
13	3515 084	1				DGG	STRUT, Kickdown Band
14	4617 849	1				DGG	BAND, Kickdown

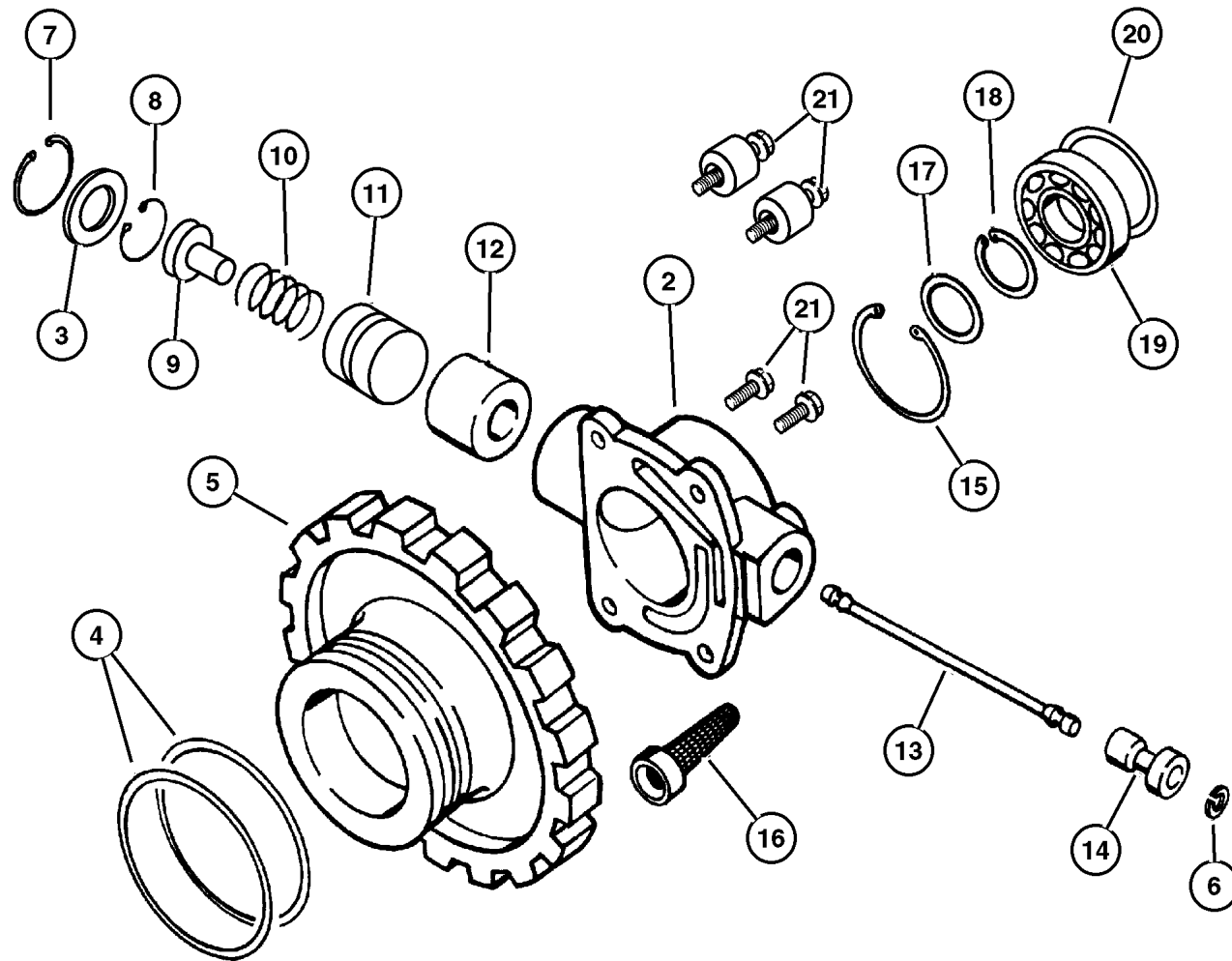
JEEP WRANGLER (TJ)		BODY	ENGINE	TRANSMISSION
SERIES	LINE	77 = 93.4 WB	EPE, EP0 = 2.5L Power Tech	DGG, DGD = 32RH 3 Spd. Auto.
H = Sport	J = Wrangler 4WD		ERH, ER0 = 4.0L Power Tech	DDQ = 5 Spd. Manual
L = SE	U = Wrangler 4WD (RHD)			DDD = 5 Speed HD Manual
P = Sahara				DG0 = Auto. Trans.
				DBB = Manual Trans.

AR = Use as required - = Non illustrated part # = New this model year

May 2, 2002

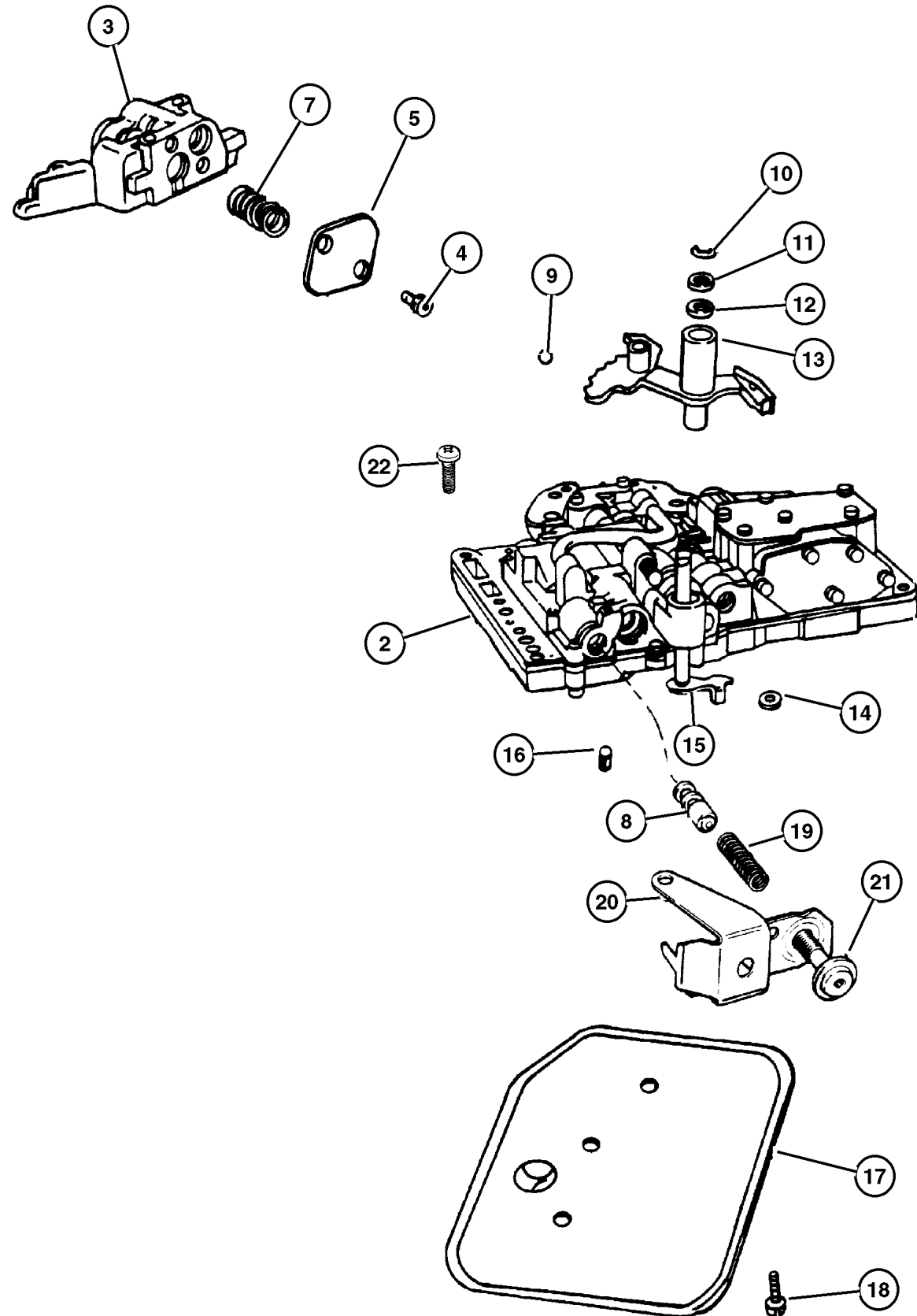
**Governor 32RH (DGG)
Figure 32RH-610**

ITEM	PART NUMBER	QTY	LINE	SERIES	ENGINE	TRANS	DESCRIPTION
NOTE; Sales Code =European Equipment Group---SAA=Manual Steering---SBA=Power Steering							
[DGG] = 3 Speed Automatic Transmission [32RH] =European Equipment Group---SAA=Manual Steering---SBA=Power Steering							
-1	4728 460	1				DGG	BODY PACKAGE, Governor
2							BODY, Governor, (NOT SERVICED)
3							RETAINER, (NOT SERVICED)
4	1942 109	1				DGG	SEAL, Governor
5	3743 518	1				DGG	SUPPORT, Governor
6	1638 461	2				DGG	SNAP RING
7	6031 392	1				DGG	SNAP RING, Brake Master Cylinder
8	6034 723	1				DGG	SNAP RING, Governor, .675 x .025
9	4617 883	1				DGG	WEIGHT KIT, Transmission Governor
10							SPRING, Governor Valve, . , (NOT SERVICED)
11							WEIGHT, Governor, (NOT SERVICED)
12							WEIGHT, Governor, (NOT SERVICED)
13	1556 082	1				DGG	SHAFT, Governor
14	4617 064	1				DGG	VALVE, Governor
15	6027 271	1				DGG	SNAP RING, Governor, 1.156
16	3743 519	1				DGG	FILTER, Transmission Governor
17	4617 799	1				DGG	SPACER, Output Shaft
18	6025 668	1				DGG	SNAP RING, 1.150" Free Diameter
19	4130 537	1				DGG	BEARING, Output Shaft
20	6032 739	1				DGG	O RING, Output Shaft Bearing, Transmission
21	6031 613	4				DGG	BOLT, Hex Head, .25-20x.68
-22	4883 956AC	1				DGG	GASKET AND SEAL PACKAGE, Governor



JEEP WRANGLER (TJ)				
SERIES	LINE	BODY	ENGINE	TRANSMISSION
H = Sport	J = Wrangler 4WD	77 = 93.4 WB	EPE, EP0 = 2.5L Power Tech	DGG, DGD = 32RH 3 Spd. Auto.
L = SE	U = Wrangler 4WD (RHD)		ERH, ER0 = 4.0L Power Tech	DDQ = 5 Spd. Manual
P = Sahara				DDD = 5 Speed HD Manual
				DG0 = Auto. Trans.
				DBB = Manual Trans.

**Valve Body 32RH (DGG)
Figure 32RH-710**



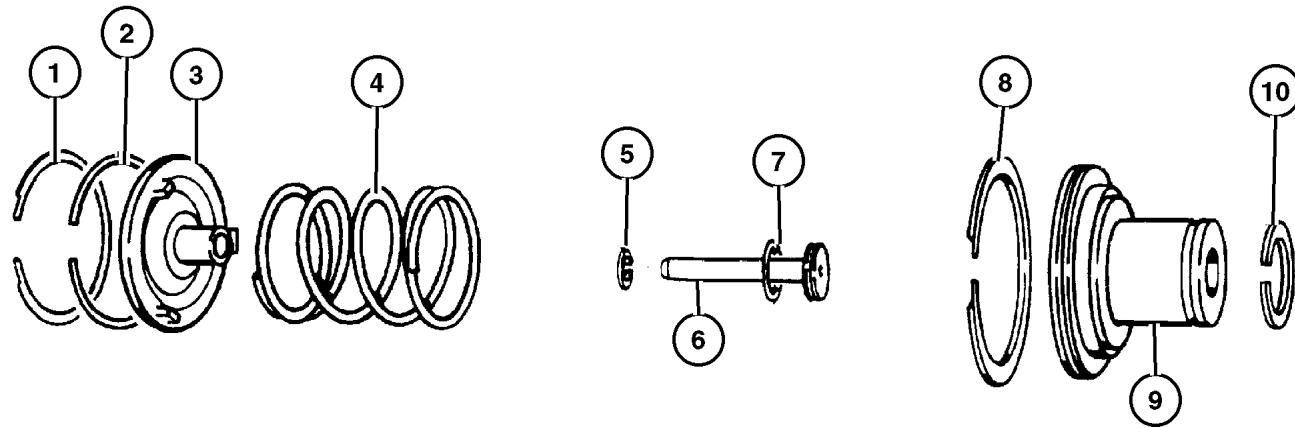
ITEM	PART NUMBER	QTY	LINE	SERIES	ENGINE	TRANS	DESCRIPTION
NOTE; Sales Code =European Equipment Group---SAA=Manual Steering---SBA=Power Steering							
[DGG] = 3 Speed Automatic Transmission [32RH] =European Equipment Group---SAA=Manual Steering---SBA=Power Steering							
[DGO] = All Automatic Transmissions =European Equipment Group---SAA=Manual Steering---SBA=Power Steering							
[EP0] = All 2.5L 4 Cylinder Gas Engines =European Equipment Group---SAA=Manual Steering---SBA=Power Steering							
[ER0] = All 4.0 L 6 Cylinder Gas Engines =European Equipment Group---SAA=Manual Steering---SBA=Power Steering							
-1	4713 105AC	1				DGG	GASKET AND SEAL PACKAGE, Valve Body
2	5211 8617	1				DGG	BODY, Transfer Plate
3							VALVE, Valve Body, (NOT SERVICED)
4							SCREW, (NOT SERVICED)
5							PLATE, (NOT SERVICED)
-6							SCREW, (NOT SERVICED)
7							SPRING, Lock Up Valve, (NOT SERVICED)
8	4505 036	1				DGG	VALVE, Trans Lockup Switch
9	0147 488	1				DGG	BALL, Manual Lever Detent, .343 Diameter
10	6035 208	2				DGG	SNAP RING
11	2538 062	1				DGG	WASHER, Manual Valve Lever
12	2466 548	1				DGG	SEAL, Valve Lever Shift
13	4617 439	1				DGG	LEVER, Manual Valve
14	4505 098	1				DGG	SEAL, Manual Shift Valve, 1.25 OD
15	52078 723AB	1			EP0, ER0	DG0	LEVER, Throttle Valve
16	3878 313	1				DGG	SCREEN, Transmission Regulator Valve
17	3515 996	1				DGG	FILTER, Valve Body
18	6033 826	3				DGG	SCREW AND WASHER, Oil Filter Mounting, Fillester Head .190-24x2.500
19	4130 492	1				DGG	SPRING, Switch Valve
20							BRACKET, (NOT SERVICED)
21	6030 609	1				DGG	SCREW, Cap Head Lock, .312-24x1.25
22							SCREW, .190-24 x 1" , (NOT SERVICED)

JEEP WRANGLER (TJ)				
SERIES	LINE	BODY	ENGINE	TRANSMISSION
H = Sport	J = Wrangler 4WD	77 = 93.4 WB	EPE, EP0 = 2.5L Power Tech	DGG, DGD = 32RH 3 Spd. Auto.
L = SE	U = Wrangler 4WD (RHD)		ERH, ER0 = 4.0L Power Tech	DDQ = 5 Spd. Manual
P = Sahara				DDD = 5 Speed HD Manual
				DG0 = Auto. Trans.
				DBB = Manual Trans.

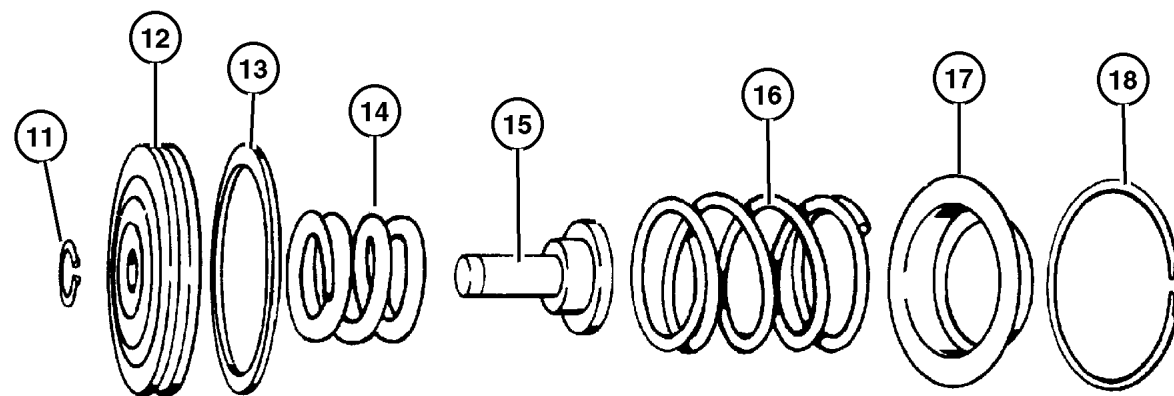
AR = Use as required - = Non illustrated part # = New this model year

Servos 32RH (DGG)
Figure 32RH-720

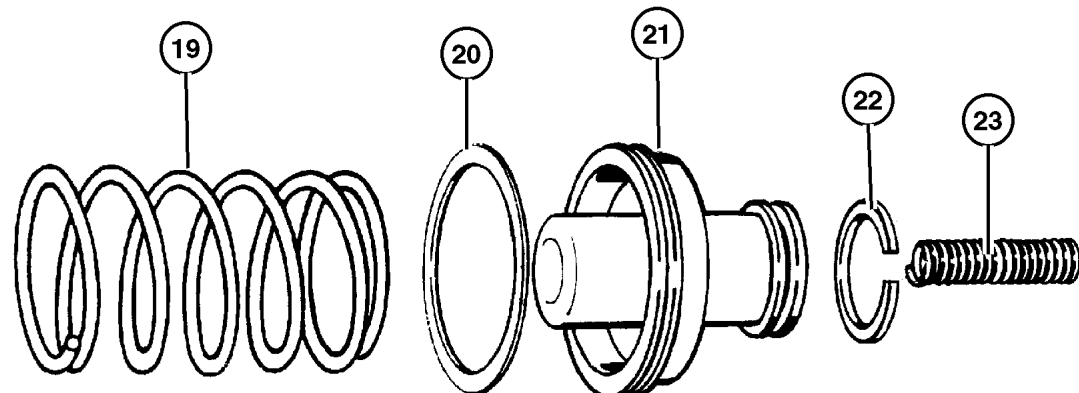
ITEM	PART NUMBER	QTY	LINE	SERIES	ENGINE	TRANS	DESCRIPTION
NOTE; Sales Code =European Equipment Group---SAA=Manual Steering---SBA=Power Steering							
[DGG] = 3 Speed Automatic Transmission [32RH] =European Equipment Group---SAA=Manual Steering---SBA=Power Steering							
1	6028 863	1				DGG	SNAP RING, Kickdown, 2.377
2	4295 966	1				DGG	SEAL, Servo Guide
3	3410 332	1				DGG	GUIDE, Kickdown Servo
4	4531 119	1				DGG	SPRING, Kickdown Servo Piston
5	6031 392	1				DGG	SNAP RING, Brake Master Cylinder
6	4058 780	1				DGG	ROD, Kickdown Servo Piston
7	6028 864	1				DGG	O RING, Kick Down Servo
8	4295 966	1				DGG	SEAL, Servo Guide
9	4058 777	1				DGG	PISTON, Kickdown Servo
10	3743 033	1				DGG	SEAL, Kickdown Servo
11	6027 153	1				DGG	SNAP RING, .435 ID
12	5211 8744	1				DGG	PISTON, Reverse Servo
13	4202 864	1				DGG	SEAL, Reverse Servo Piston
14	2801 274	1				DGG	SPRING, Reverse Servo Piston
15	52118 740AB	1				DGG	PLUG, Reverse Servo Piston
16	2801 274	1				DGG	SPRING, Reverse Servo Piston
17	2464 463	1				DGG	RETAINER, Transmission Rear Clutch
18	2464 464	1				DGG	SNAP RING
19	3515 114	1				DGG	SPRING, Accumulator
20	3743 013	1				DGG	SEAL, Piston Accumulator
21	3743 650	1				DGG	PISTON, Accumulator
22	3743 010	1				DGG	SEAL, Piston Accumulator
23	3515 114	1				DGG	SPRING, Accumulator



KICKDOWN SERVO



LOW AND REVERSE SERVO



JEEP WRANGLER (TJ)

SERIES	LINE	BODY	ENGINE	TRANSMISSION
H = Sport	J = Wrangler 4WD	77 = 93.4 WB	EPE, EP0 = 2.5L Power Tech	DGG, DGD = 32RH 3 Spd. Auto.
L = SE	U = Wrangler 4WD (RHD)		ERH, ER0 = 4.0L Power Tech	DDQ = 5 Spd. Manual
P = Sahara				DDD = 5 Speed HD Manual
				DG0 = Auto. Trans.
				DBB = Manual Trans.

AR = Use as required - = Non illustrated part # = New this model year

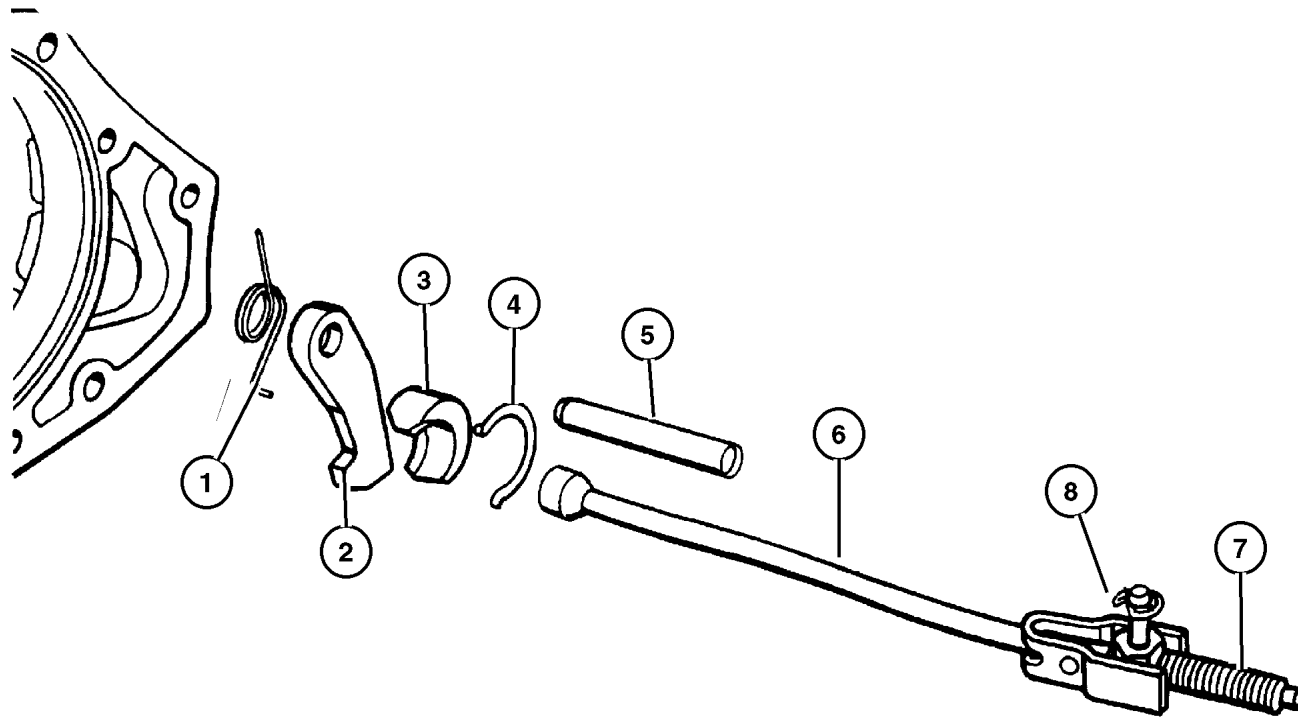
May 2, 2002

**Parking Sprag 32RH (DGG)
Figure 32RH-730**

ITEM	PART NUMBER	QTY	LINE	SERIES	ENGINE	TRANS	DESCRIPTION
------	-------------	-----	------	--------	--------	-------	-------------

NOTE; Sales Code =European Equipment Group---SAA=Manual Steering---SBA=Power Steering
[DGG] = 3 Speed Automatic Transmission [32RH] =European Equipment Group---SAA=Manual Steering---SBA=Power Steering

1	2466 909	1				DGG	SPRING, Parking Sprag
2	4471 415	1				DGG	SPRAG, Transmission Parking
3	2538 042	1				DGG	PLUG, Parking Sprag
4	2538 034	1				DGG	SNAP RING, Transmission
5	2466 892	1				DGG	SHAFT, Parking Sprag
6	2466 906	1				DGG	ROD, Parking Sprag
7							SPRING, (NOT SERVICED)
8	6035 256	1				DGG	SNAP RING, Rod

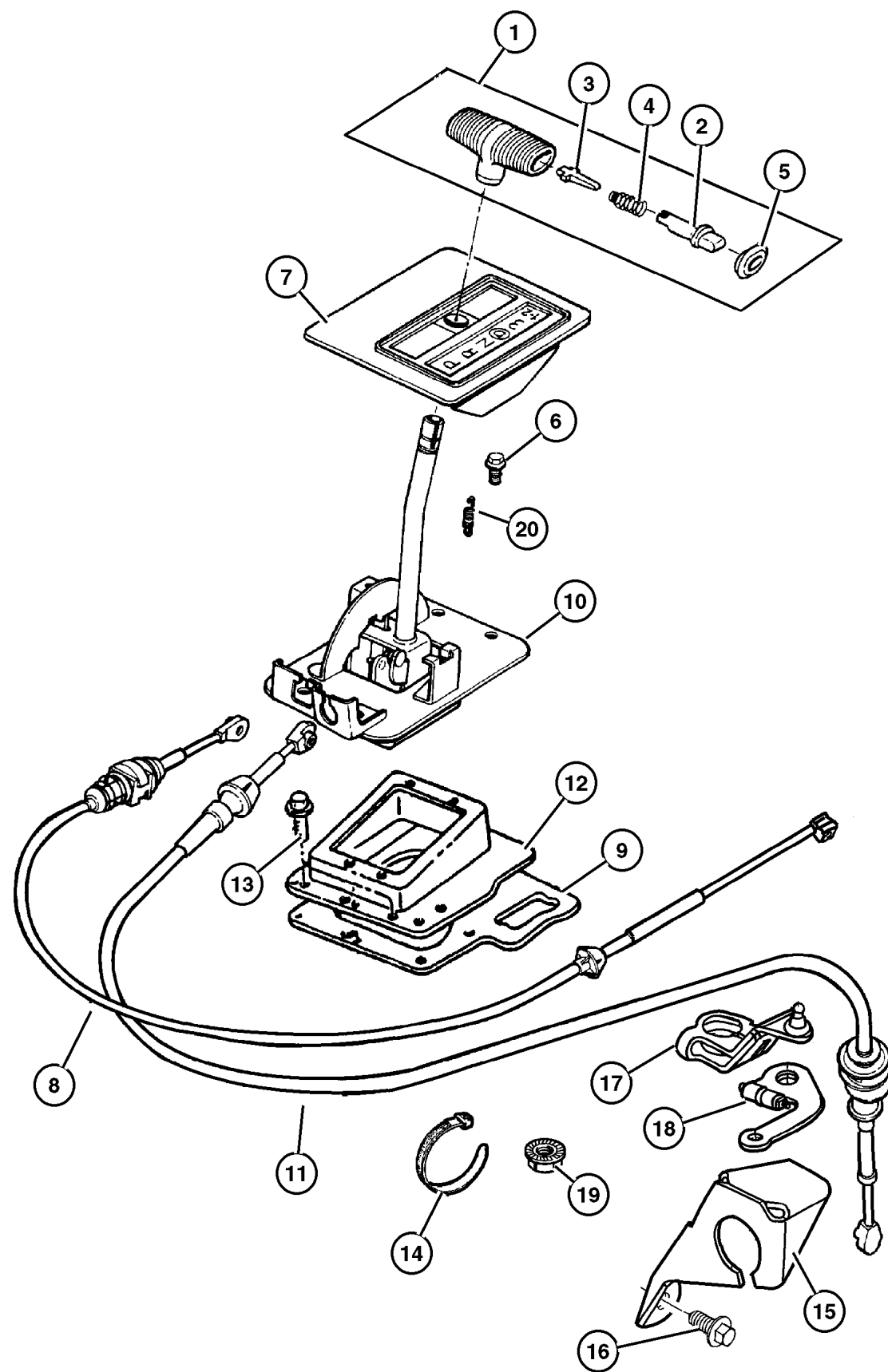


JEEP WRANGLER (TJ)				
SERIES	LINE	BODY	ENGINE	TRANSMISSION
H = Sport	J = Wrangler 4WD	77 = 93.4 WB	EPE, EP0 = 2.5L Power Tech	DGG, DGD = 32RH 3 Spd. Auto.
L = SE	U = Wrangler 4WD (RHD)		ERH, ER0 = 4.0L Power Tech	DDQ = 5 Spd. Manual
P = Sahara				DDD = 5 Speed HD Manual
				DG0 = Auto. Trans.
				DBB = Manual Trans.

AR = Use as required - = Non illustrated part # = New this model year

May 2, 2002

**Gearshift Controls 32RH (DGG)
Figure 32RH-1230**



ITEM	PART NUMBER	QTY	LINE	SERIES	ENGINE	TRANS	DESCRIPTION
NOTE; Sales Code =European Equipment Group---SAA=Manual Steering---SBA=Power Steering							
[DG0] = All Automatic Transmissions =European Equipment Group---SAA=Manual Steering---SBA=Power Steering							
[EP0] = All 2.5L 4 Cylinder Gas Engines =European Equipment Group---SAA=Manual Steering---SBA=Power Steering							
[ER0] = All 4.0 L 6 Cylinder Gas Engines =European Equipment Group---SAA=Manual Steering---SBA=Power Steering							
1	5210 4028	1				DG0	HANDLE, Gearshift
2	5300 0211	1				DG0	BUTTON, Gearshift Knob
3	5300 0865	1				DG0	LEVER, Gearshift
4	5300 0866	1				DG0	SPRING, Button Return
5	5207 7561	1				DG0	CAP, Gearshift Handle Button
6	6501 648	4				DG0	SCREW, Hex Flange Head, M8x1.25x25.00
7	55115 570AB	1	J			DG0	BEZEL AND DIAL, Gearshift Lever
8	5210 4144	1				DG0	CABLE, Park Interlock
9							SEAL, (NOT SERVICED)
10	52078 551AB	1	J			DG0	HOUSING, Shift Lever
11	5210 4142	1				DG0	CABLE, Shift
12	5300 0704	1				DG0	COVER, Gearshift
13	J400 1701	11				DG0	SCREW, Hex Self Tapping, .19-16x.50
14	4641 780	1					STRAP, Tie
15	5207 8255	1				DG0	BRACKET, Shift Cable
16							BOLT, (NOT SERVICED)
17	52079 168AB	1			EP0, ER0	DG0	LEVER, Manual Control
18	52078 723AB	1			EP0, ER0	DG0	LEVER, Throttle Valve
19	6028 114	1				DG0	NUT, Hex, .437-14
20							SPRING, Pawl Return
	5300 3350	1	J			DG0	
		1	U			DG0	

JEEP WRANGLER (TJ)				
SERIES	LINE	BODY	ENGINE	TRANSMISSION
H = Sport	J = Wrangler 4WD	77 = 93.4 WB	EPE, EP0 = 2.5L Power Tech	DGG, DGD = 32RH 3 Spd. Auto.
L = SE	U = Wrangler 4WD (RHD)		ERH, ER0 = 4.0L Power Tech	DDQ = 5 Spd. Manual
P = Sahara				DDD = 5 Speed HD Manual
				DG0 = Auto. Trans.
				DBB = Manual Trans.

AR = Use as required - = Non illustrated part # = New this model year

May 2, 2002

Group – 3550

Manual Transmission 5 Speed

GROUP 3550 - Manual Transmission 5 Speed

Illustration Title

Group-Fig. No.

Transmission Assembly

Transmission (DDD) Fig. 3550-110

Case and Extension

Case and Extension (DDD) Fig. 3550-210

Gear Train

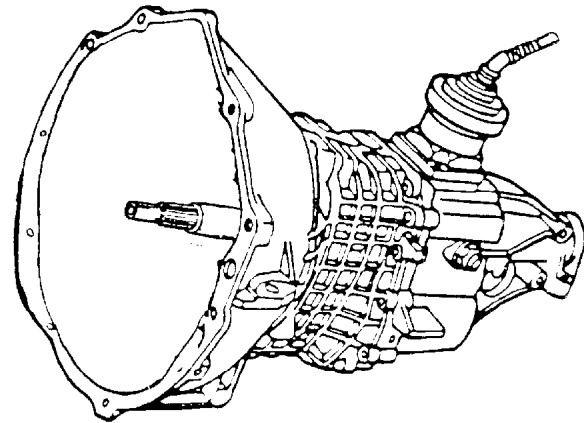
Gear Train (DDD) Fig. 3550-410

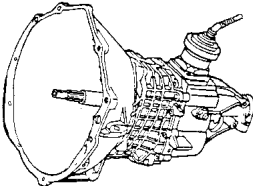
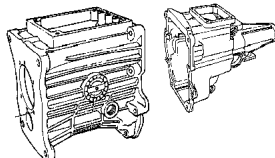
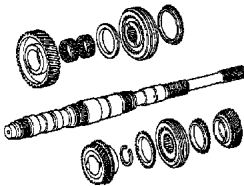
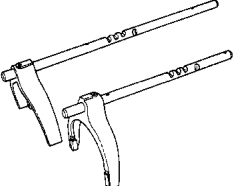
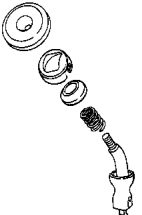
Fork and Rails

Fork and Rails (DDD) Fig. 3550-910

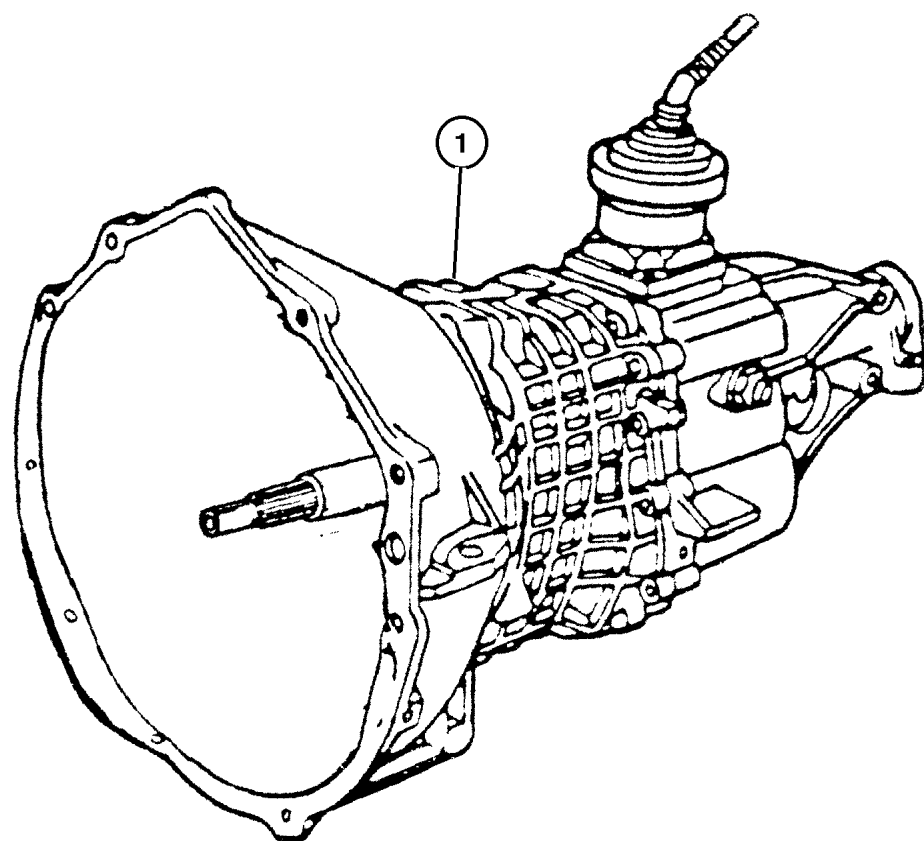
Gearshift Controls

Gearshift Controls (DDD) Fig. 3550-1210



<p>3550-100 Transmission Assembly</p> 	<p>3550-200 Case and Extension</p> 	<p>3550-400 Gear Train</p> 	<p>3550-900 Fork and Rails</p> 
<p>3550-1200 Gearshift Controls</p> 			

Transmission (DDD)
Figure 3550-110



ITEM	PART NUMBER	QTY	LINE	SERIES	ENGINE	TRANS	DESCRIPTION
------	-------------	-----	------	--------	--------	-------	-------------

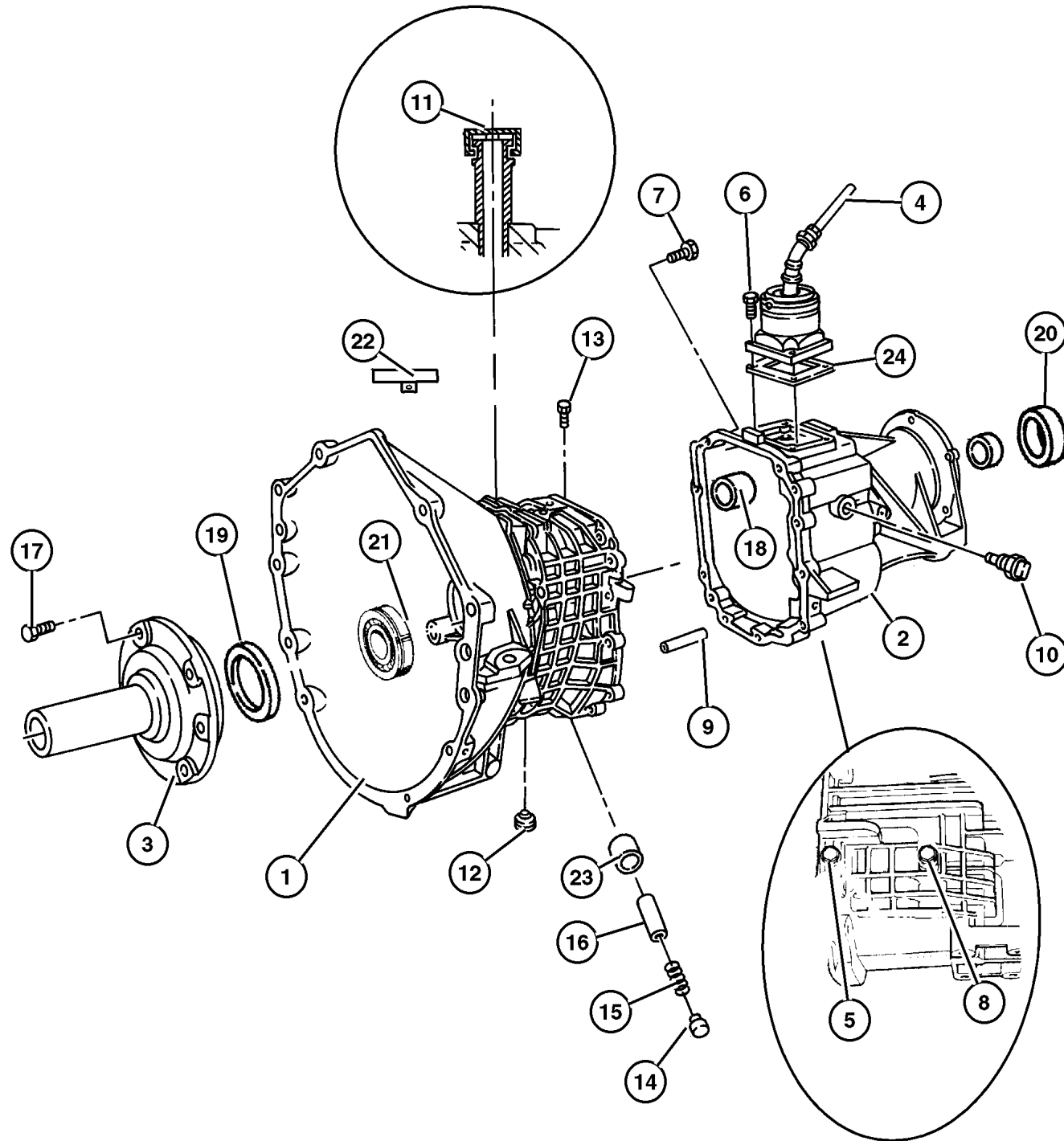
NOTE; Sales Code =European Equipment Group---SAA=Manual Steering---SBA=Power Steering
[DDD] = 5 Speed Heavy Duty Manual Transmission =European Equipment Group---SAA=Manual Steering---SBA=Power Steering
1 52104 388AA 1 ERO DDD TRANSMISSION, 5 Speed

JEEP WRANGLER (TJ)		BODY	ENGINE	TRANSMISSION
SERIES	LINE	77 = 93.4 WB	EPE, EP0 = 2.5L Power Tech ERH, ER0 = 4.0L Power Tech	DGG, DGD = 32RH 3 Spd. Auto. DDQ = 5 Spd. Manual DDD = 5 Speed HD Manual DG0 = Auto. Trans. DBB = Manual Trans.
H = Sport	J = Wrangler 4WD			
L = SE	U = Wrangler 4WD (RHD)			
P = Sahara				

AR = Use as required - = Non illustrated part # = New this model year

May 2, 2002

Case and Extension (DDD)
Figure 3550-210



ITEM	PART NUMBER	QTY	LINE	SERIES	ENGINE	TRANS	DESCRIPTION
NOTE; Sales Code =European Equipment Group---SAA=Manual Steering---SBA=Power Steering							
[DDD] = 5 Speed Heavy Duty Manual Transmission =European Equipment Group---SAA=Manual Steering---SBA=Power Steering							
[ER0] = All 4.0 L 6 Cylinder Gas Engines =European Equipment Group---SAA=Manual Steering---SBA=Power Steering							
1	5015 577AA	1			ER0	DDD	CASE, Transmission
2	5015 948AA	1			ER0	DDD	CASE, Transmission Rear
3	5013 306AA	1			ER0	DDD	RETAINER, Shaft
4	5015 954AA	1			ER0	DDD	LEVER, Gearshift
5	4741 313	1			ER0	DDD	BOLT, M8-1.25x70
6	4741 144	4			ER0	DDD	BOLT, Hex Head
7	4741 123	11			ER0	DDD	BOLT, Hex Head, M8x1.25x50
8	4741 115	3			ER0	DDD	BOLT, Hex
9	4741 122	2			ER0	DDD	PIN, Locating
10	5013 336AA	1			ER0	DDD	SWITCH, Back Up Lamp
11	5015 945AA	1			ER0	DDD	VENT, Transmission
12	4882 280	1			ER0	DDD	PLUG, Oil Fill
13	5013 321AA	1			ER0	DDD	PIN, Detent
14	4741 128	1			ER0	DDD	CAP, Detent
15	4773 182	1			ER0	DDD	SPRING, Shift Detent
16	5015 949AA	1			ER0	DDD	PLUNGER
17	4741 300	6			ER0	DDD	BOLT, Hex Head, M6x1.00x25
18	4741 112	1			ER0	DDD	BEARING, Ball
19	4741 296	1			ER0	DDD	SEAL, Input Shaft
20	4741 118	1			ER0	DDD	SEAL, Output Shaft
21	4874 174	1			ER0	DDD	BEARING, Input Shaft
22	5015 945AA	1			ER0	DDD	VENT, Transmission
23	5012 337AA	1			ER0	DDD	BUSHING, Transmission
24	4886 153AA	1			ER0	DDD	SEAL, Shift Lever

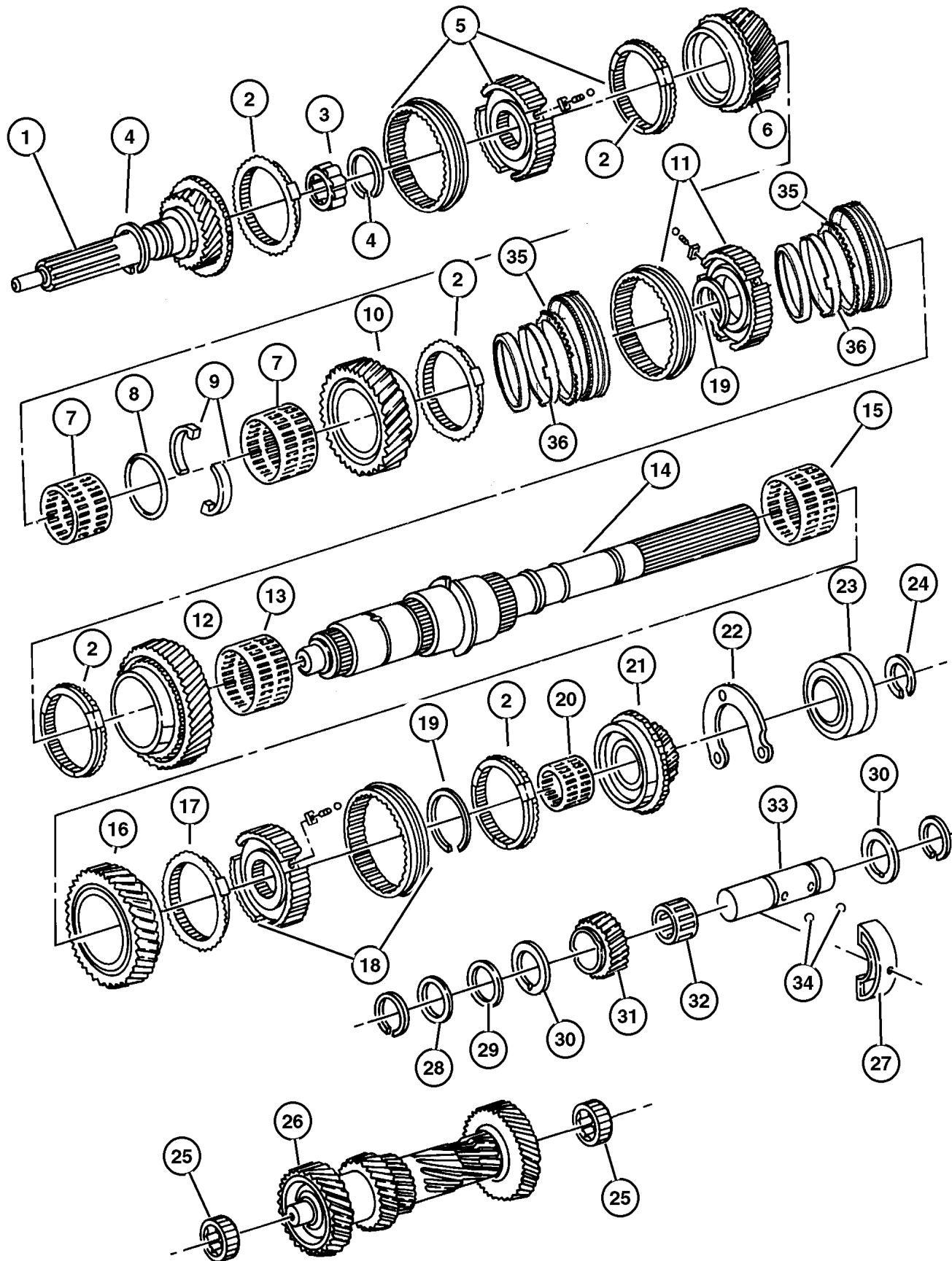
JEEP WRANGLER (TJ)

SERIES	LINE	BODY	ENGINE	TRANSMISSION
H = Sport	J = Wrangler 4WD	77 = 93.4 WB	EPE, EP0 = 2.5L Power Tech	DGG, DGD = 32RH 3 Spd. Auto.
L = SE	U = Wrangler 4WD (RHD)		ERH, ER0 = 4.0L Power Tech	DDQ = 5 Spd. Manual
P = Sahara				DDD = 5 Speed HD Manual
				DG0 = Auto. Trans.
				DBB = Manual Trans.

AR = Use as required - = Non illustrated part # = New this model year

May 2, 2002

**Gear Train (DDD)
Figure 3550-410**



ITEM	PART NUMBER	QTY	LINE	SERIES	ENGINE	TRANS	DESCRIPTION
------	-------------	-----	------	--------	--------	-------	-------------

NOTE; Sales Code =European Equipment Group---SAA=Manual Steering---SBA=Power Steering
 [DDD] = 5 Speed Heavy Duty Manual Transmission =European Equipment Group---SAA=Manual Steering---SBA=Power Steering
 [ER0] = All 4.0 L 6 Cylinder Gas Engines =European Equipment Group---SAA=Manual Steering---SBA=Power Steering

1	5013 302AA	1			ER0	DDD	SHAFT, Input
2	4741 277	2			ER0	DDD	STOP RING, Synchronizer
3	4741 878	1			ER0	DDD	NEEDLE BEARING, Input Shaft
4	4741 266	2			ER0	DDD	SNAP RING, Output Shaft Bearing
5	4741 293	1			ER0	DDD	SYNCHRONIZER, Third and Fourth
6	5013 195AA	1			ER0	DDD	GEAR, Third
7	5003 039AA	1			ER0	DDD	NEEDLE BEARING, Second Gear
8	4897 922AA	1			ER0	DDD	SNAP RING
9	5013 192AA	2			ER0	DDD	WASHER, Output Shaft
10	5013 194AA	1			ER0	DDD	GEAR, Second
11	5013 191AA	1			ER0	DDD	SYNCHRONIZER, First and Second
12	5013 189AA	1			ER0	DDD	GEAR, First
13	4741 871	1			ER0	DDD	NEEDLE BEARING, Transmission
14	5013 180AA	1			ER0	DDD	SHAFT, Output
15	4741 871	1			ER0	DDD	NEEDLE BEARING, Transmission
16	5013 185AA	1			ER0	DDD	GEAR, Reverse
17	4741 285	1			ER0	DDD	STOP RING, Synchronizer
18	4741 278	1			ER0	DDD	SYNCHRONIZER, Fifth And Reverse
19	4269 592	1				DGD	RING, Transmission
20	4741 273	1			ER0	DDD	BEARING, Needle
21							GEAR, Fifth
	5015 956AB	1			ER0	DDD	
	#5069 040AA	1			ER0	DDD	After 7-2000 [52104388AC]
22	4741 114	1			ER0	DDD	RETAINER, Transmission Output Shaft Bearing
23	4741 866	1			ER0	DDD	BEARING, Output Shaft
24	4741 266	2			ER0	DDD	SNAP RING, Output Shaft Bearing
25	5012 971AA	2			ER0	DDD	BEARING, Countershaft
26	5015 957AA	1			ER0	DDD	SHAFT, Counter
27	4741 312	1			ER0	DDD	SUPPORT, Segment Idler Shaft
28	4741 310	1			ER0	DDD	WASHER, Flat
29	4741 309	1			ER0	DDD	WASHER, Idler Gear
30	4741 307	2			ER0	DDD	THRUST WASHER, Reverse Idler
31	5013 199AA	1			ER0	DDD	GEAR, Reverse Idler
32	4874 359	1			ER0	DDD	BEARING, Idler
33	4741 303	1			ER0	DDD	IDLER SHAFT, Transmission
34	4741 891	2			ER0	DDD	BALL, Check, 4 mm
35	4874 363	2			ER0	DDD	RING, Synchronizer Blocker
36	4874 405	2			ER0	DDD	CONE, Synchronizer

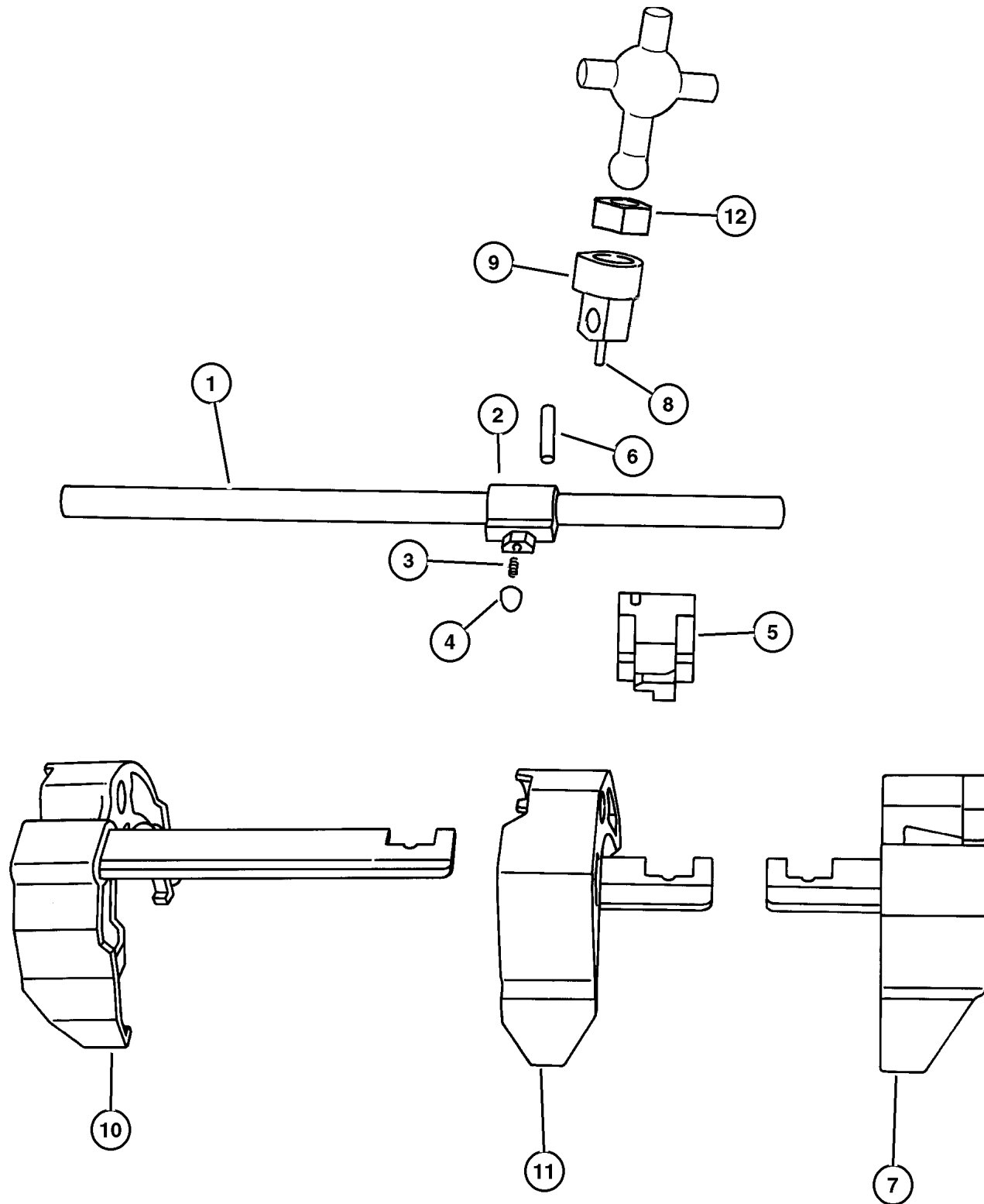
JEEP WRANGLER (TJ)

SERIES	LINE	BODY	ENGINE	TRANSMISSION
H = Sport	J = Wrangler 4WD	77 = 93.4 WB	EPE, EP0 = 2.5L Power Tech	DGG, DGD = 32RH 3 Spd. Auto.
L = SE	U = Wrangler 4WD (RHD)		ERH, ER0 = 4.0L Power Tech	DDQ = 5 Spd. Manual
P = Sahara				DDD = 5 Speed HD Manual
				DG0 = Auto. Trans.
				DBB = Manual Trans.

AR = Use as required - = Non illustrated part # = New this model year

May 2, 2002

Fork and Rails (DDD)
Figure 3550-910



ITEM	PART NUMBER	QTY	LINE	SERIES	ENGINE	TRANS	DESCRIPTION
------	-------------	-----	------	--------	--------	-------	-------------

NOTE; Sales Code =European Equipment Group---SAA=Manual Steering---SBA=Power Steering
 [DDD] = 5 Speed Heavy Duty Manual Transmission =European Equipment Group---SAA=Manual Steering---SBA=Power Steering
 [ER0] = All 4.0 L 6 Cylinder Gas Engines =European Equipment Group---SAA=Manual Steering---SBA=Power Steering

1	5015 951AA	1			ER0	DDD	SHAFT, Selector
2	5014 109AA	1			ER0	DDD	LEVER, Shift Shaft
3	4741 137	3			ER0	DDD	SPRING, Lever
4	5015 949AA	1			ER0	DDD	PLUNGER
5	5012 337AA	1			ER0	DDD	BUSHING, Transmission
6	4741 138	1			ER0	DDD	PIN, Shift Shaft
7	5015 950AA	1			ER0	DDD	FORK, Third and Fourth
8	4741 139	1			ER0	DDD	PIN, Shift Shaft
9	4874 352	1			ER0	DDD	SOCKET, Shift Shaft
10	4773 563AB	1			ER0	DDD	FORK, Transmission
11	5013 178AA	1			ER0	DDD	FORK, First and Second
12	5012 020AA	1			ER0	DDD	ISOLATOR, Shift Lever

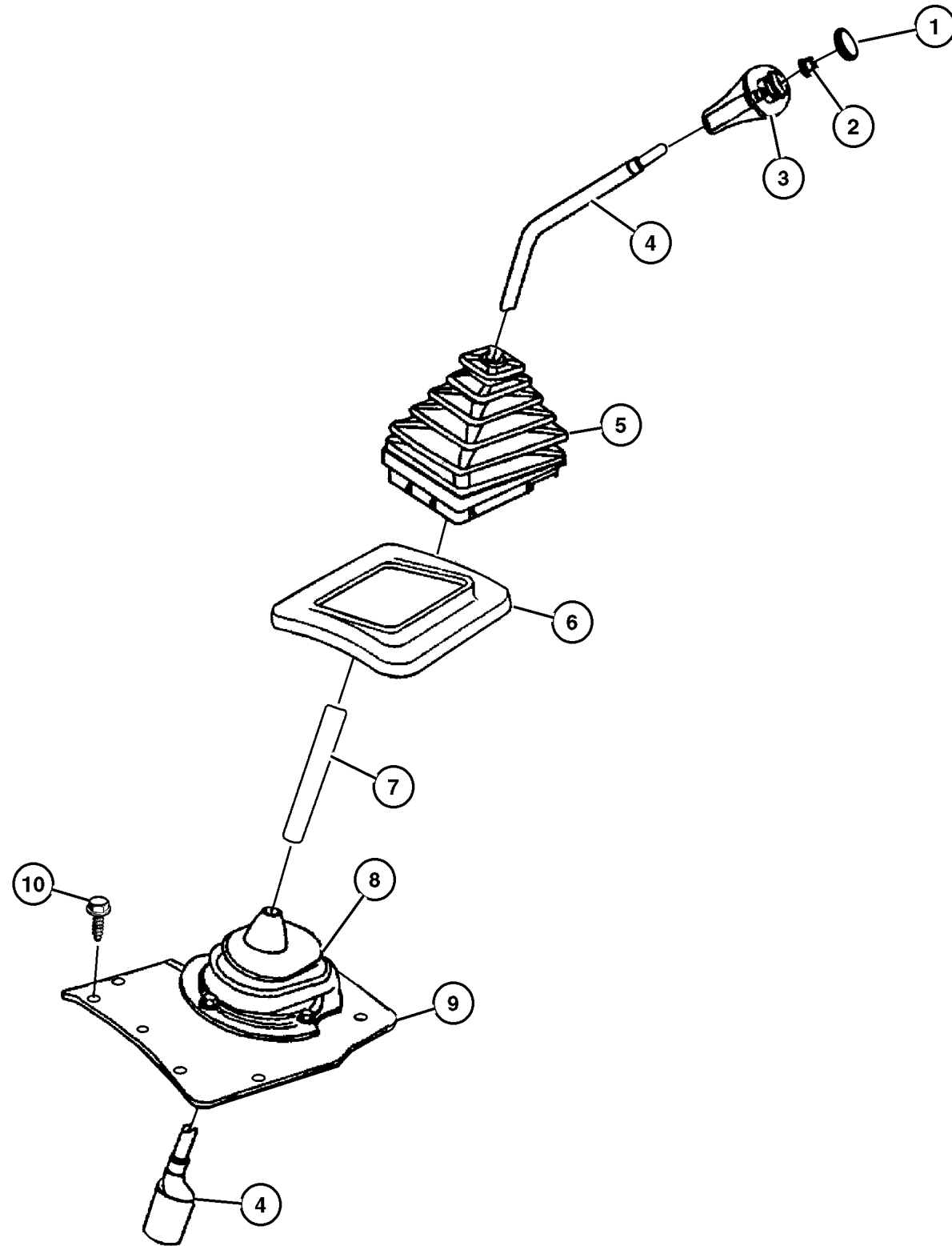
JEEP WRANGLER (TJ)

SERIES	LINE	BODY	ENGINE	TRANSMISSION
H = Sport	J = Wrangler 4WD	77 = 93.4 WB	EPE, EP0 = 2.5L Power Tech	DGG, DGD = 32RH 3 Spd. Auto.
L = SE	U = Wrangler 4WD (RHD)		ERH, ER0 = 4.0L Power Tech	DDQ = 5 Spd. Manual
P = Sahara				DDD = 5 Speed HD Manual
				DG0 = Auto. Trans.
				DBB = Manual Trans.

AR = Use as required - = Non illustrated part # = New this model year

May 2, 2002

**Gearshift Controls (DDD)
Figure 3550-1210**



ITEM	PART NUMBER	QTY	LINE	SERIES	ENGINE	TRANS	DESCRIPTION
NOTE; Sales Code =European Equipment Group---SAA=Manual Steering---SBA=Power Steering							
[DBB] = All Manual Transmissions =European Equipment Group---SAA=Manual Steering---SBA=Power Steering							
1	4446 921	1				DBB	INSERT, Transmission Shift Knob
2	6502 556	1				DBB	NUT, Hex, M10-1.5
3	5210 4174	1				DBB	KNOB, Gearshift
4							LEVER, Gearshift
	52078 576AC	1	J			DBB	
	52078 579AC	1	U			DBB	
5	5207 8558	1				DBB	BOOT, Gear Shift Lever
6	5300 0056	1				DBB	BEZEL, Gearshift Lever Boot
7	5210 4012	1				DBB	TUBE, Governor Support
8	52078 970AC	1				DBB	BOOT, Inner Gearshift
9	5207 8971	1				DBB	COVER, Floor Pan
10	J400 1701	9				DBB	SCREW, Hex Self Tapping, .19-16x.50

JEEP WRANGLER (TJ)				
SERIES	LINE	BODY	ENGINE	TRANSMISSION
H = Sport	J = Wrangler 4WD	77 = 93.4 WB	EPE, EP0 = 2.5L Power Tech	DGG, DGD = 32RH 3 Spd. Auto.
L = SE	U = Wrangler 4WD (RHD)		ERH, ER0 = 4.0L Power Tech	DDQ = 5 Spd. Manual
P = Sahara				DDD = 5 Speed HD Manual
				DG0 = Auto. Trans.
				DBB = Manual Trans.

AR = Use as required - = Non illustrated part # = New this model year

May 2, 2002

Group – AISIN

Manual Transmission 5 Speed

GROUP AISIN - Manual Transmission 5 Speed

Illustration Title

Group-Fig. No.

Transmission Assembly

Transmission (DDQ) Fig. AISIN-110

Case and Extension

Case and Extension AX5 (DDQ) Fig. AISIN-210

Gear Train

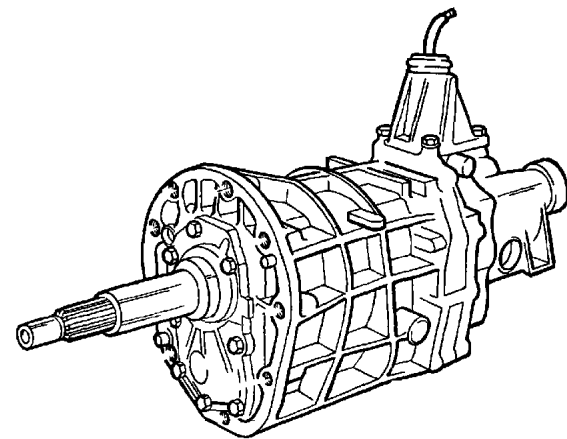
Gear Train AX5 (DDQ) Fig. AISIN-410

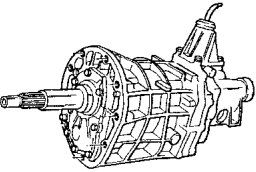
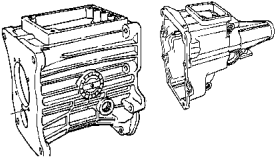
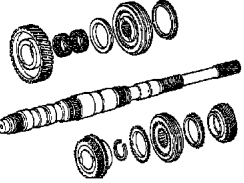
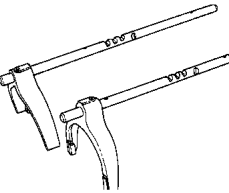

Forks and Rails

Forks AX5 (DDQ) Fig. AISIN-910

Gearshift Controls

Gearshift Controls (DDQ) Fig. AISIN-1210

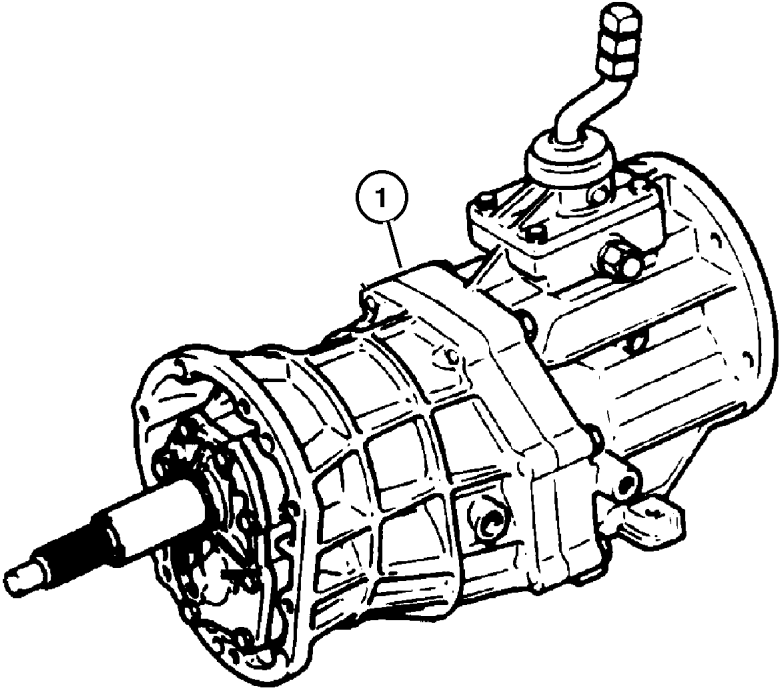


<p>AISIN-100 Transmission Assembly</p> 	<p>AISIN-200 Case and Extension</p> 	<p>AISIN-400 Gear Train</p> 	<p>AISIN-900 Forks and Rails</p> 
<p>AISIN-1200 Gearshift Controls</p> 			

**Transmission (DDQ)
Figure AISIN-110**

ITEM	PART NUMBER	QTY	LINE	SERIES	ENGINE	TRANS	DESCRIPTION
------	-------------	-----	------	--------	--------	-------	-------------

NOTE; Sales Code =European Equipment Group---SAA=Manual Steering---SBA=Power Steering
 [DDQ] = 5 Speed Manual Transmission =European Equipment Group---SAA=Manual Steering---SBA=Power Steering
 [EP0] = All 2.5L 4 Cylinder Gas Engines =European Equipment Group---SAA=Manual Steering---SBA=Power Steering
 1 5210 4548 1 EP0 DDQ TRANSMISSION, 5 Speed



JEEP WRANGLER (TJ)				TRANSMISSION
SERIES	LINE	BODY	ENGINE	DGG, DGD = 32RH 3 Spd. Auto.
H = Sport	J = Wrangler 4WD	77 = 93.4 WB	EPE, EP0 = 2.5L Power Tech	DDQ = 5 Spd. Manual
L = SE	U = Wrangler 4WD (RHD)		ERH, ER0 = 4.0L Power Tech	DDD = 5 Speed HD Manual
P = Sahara				DG0 = Auto. Trans.
				DBB = Manual Trans.

AR = Use as required - = Non illustrated part # = New this model year

May 2, 2002

**Case and Extension AX5 (DDQ)
Figure AISIN-210**

ITEM	PART NUMBER	QTY	LINE	SERIES	ENGINE	TRANS	DESCRIPTION
------	-------------	-----	------	--------	--------	-------	-------------

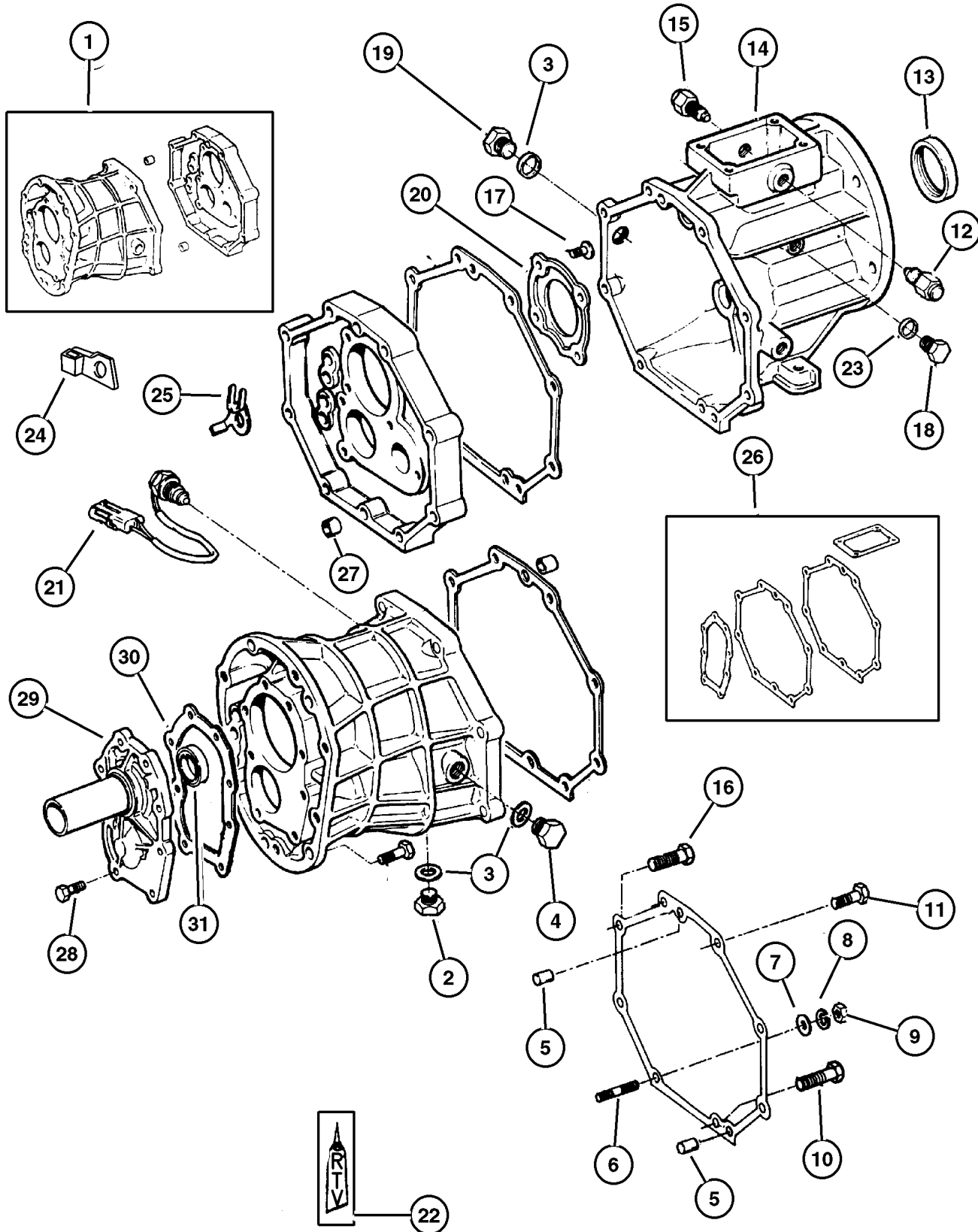
NOTE; Sales Code =European Equipment Group---SAA=Manual Steering---SBA=Power Steering
 [DDQ] = 5 Speed Manual Transmission =European Equipment Group---SAA=Manual Steering---SBA=Power Steering
 [EP0] = All 2.5L 4 Cylinder Gas Engines =European Equipment Group---SAA=Manual Steering---SBA=Power Steering

1	4897 581AA	1			EPO	DDQ	CASE, Transmission
2	4543 303	1			EPO	DDQ	PLUG, Differential Drain
3	8350 0513	1			EPO	DDQ	GASKET, Drain Plug
4	8350 0509	1			EPO	DDQ	PLUG, Oil Fill
5	8350 0504	4			EPO	DDQ	PIN, Locating
6	8350 0618	1			EPO	DDQ	STUD, Double Ended, M10x1.25x98
7	8350 0627	1			EPO	DDQ	WASHER, Flat
8	8350 0626	1			EPO	DDQ	WASHER, Lock
9	8350 0625	1			EPO	DDQ	NUT, Transmission Case
10	8350 3547	1			EPO	DDQ	BOLT
11	8350 3549	4			EPO	DDQ	BOLT
12	8350 0516	1			EPO	DDQ	PIN, Reverse Restrict
13	8350 3108	1			EPO	DDQ	SEAL, Adapter
14	4897 133AA	1			EPO	DDQ	ADAPTER, Transfer Case
15	8350 0515	1			EPO	DDQ	PIN, Reverse
16	8350 3548	1			EPO	DDQ	BOLT
17	8350 0511	4			EPO	DDQ	SCREW, Manual Transmission
18	8350 3109	1			EPO	DDQ	CAP, Detent
19	8350 0623	1			EPO	DDQ	PLUG, Oil Fill
20	8350 6034	1			EPO	DDQ	RETAINER, Bearing
21	8350 0629	1			EPO	DDQ	SWITCH, Back Up Lamp
22	4318 025	1			EPO	DDQ	SEALANT, RTV
23	8350 0540	1			EPO	DDQ	PIN, Shift Shaft
24	8350 0631	1			EPO	DDQ	CLAMP, Transmission
25	8350 3551	1			EPO	DDQ	CLAMP, Transmission
26	8350 0632	1			EPO	DDQ	GASKET, Transmission
27	5003 663AA	2			EPO	DDQ	PIN, Locating
28	3420 1818	1			EPO	DDQ	SCREW, Hex Head, M8x1.25x25
29	4746 025	1			EPO	DDQ	RETAINER, Bearing
30	8350 0505	1			EPO	DDQ	GASKET, Input Gear Retainer
31	8350 6045	1			EPO	DDQ	SEAL, Main Shaft

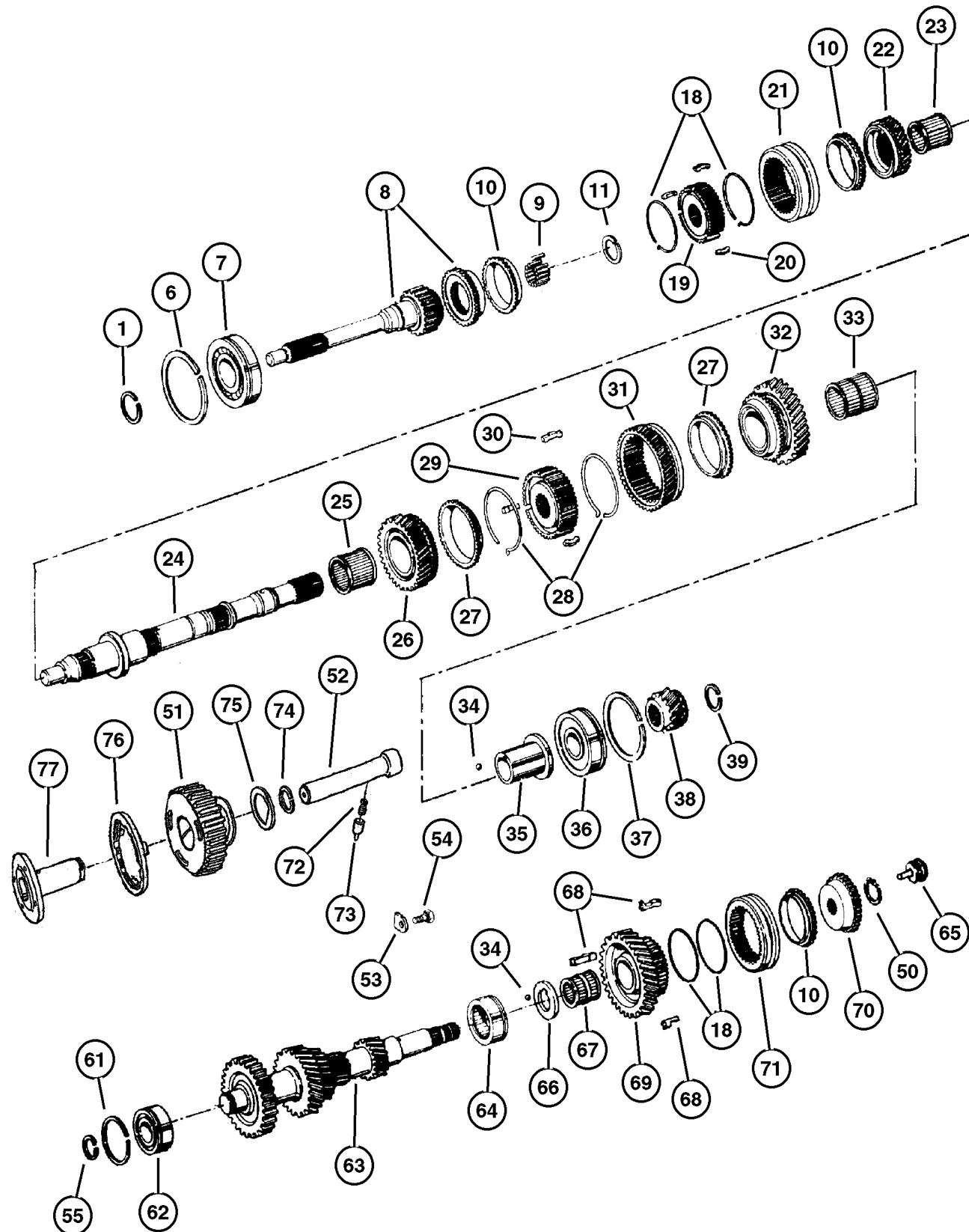
JEEP WRANGLER (TJ)		BODY	ENGINE	TRANSMISSION
SERIES	LINE	77 = 93.4 WB	EPE, EPO = 2.5L Power Tech ERH, ER0 = 4.0L Power Tech	DGG, DGD = 32RH 3 Spd. Auto. DDQ = 5 Spd. Manual DDD = 5 Speed HD Manual DGO = Auto. Trans. DBB = Manual Trans.
H = Sport	J = Wrangler 4WD			
L = SE	U = Wrangler 4WD (RHD)			
P = Sahara				

AR = Use as required - = Non illustrated part # = New this model year

May 2, 2002



**Gear Train AX5 (DDQ)
Figure AISIN-410**



ITEM	PART NUMBER	QTY	LINE	SERIES	ENGINE	TRANS	DESCRIPTION
NOTE; Sales Code =European Equipment Group---SAA=Manual Steering---SBA=Power Steering							
[DDQ] = 5 Speed Manual Transmission =European Equipment Group---SAA=Manual Steering---SBA=Power Steering							
[EP0] = All 2.5L 4 Cylinder Gas Engines =European Equipment Group---SAA=Manual Steering---SBA=Power Steering							
1	8350 0611	1			EP0	DDQ	SNAP RING, Input Shaft, 2.30mm
-2	8350 0610	1			EP0	DDQ	SNAP RING, Input Shaft, 2.25mm
-3	8350 0609	1			EP0	DDQ	SNAP RING, Input Shaft, 2.20mm
-4	8350 0608	1			EP0	DDQ	SNAP RING, Input Shaft, 2.15mm
-5	8350 0607	1			EP0	DDQ	SNAP RING, Input Shaft, 2.10mm
6	8350 0614	1			EP0	DDQ	SNAP RING
7	8350 2681	2			EP0	DDQ	BEARING, Input Shaft
8	8350 6020	1			EP0	DDQ	SHAFT, Input
9	8350 2680	13			EP0	DDQ	ROLLER, Input Gear
10	8350 0566	3			EP0	DDQ	STOP RING, Synchronizer
11	8350 0598	1			EP0	DDQ	SNAP RING, Mainshaft, 1.75mm
-12	8350 0599	1			EP0	DDQ	SNAP RING, Mainshaft, 1.80mm
-13	8350 0602	1			EP0	DDQ	SNAP RING, Mainshaft, 1.85mm
-14	8350 0603	1			EP0	DDQ	SNAP RING, Mainshaft, 1.90mm
-15	8350 0604	1			EP0	DDQ	SNAP RING, Mainshaft, 1.95mm
-16	8350 0605	1			EP0	DDQ	SNAP RING, Mainshaft, 2.00mm
-17	8350 0606	1			EP0	DDQ	SNAP RING, Mainshaft, 2.05mm
18	8350 0568	4			EP0	DDQ	SPRING, Synchronizer Key
19	8350 6027	1			EP0	DDQ	SYNCHRONIZER, Third and Fourth
20	8350 6029	3			EP0	DDQ	KEY, Synchronizer
21	4740 235	1			EP0	DDQ	SLEEVE, Synchronmesh Clutch Gear
22	8350 6019	1			EP0	DDQ	GEAR, Third
23	8350 0576	2			EP0	DDQ	BEARING, Third Gear
24	8350 3105	1			EP0	DDQ	MAINSHAFT, Transmission
25	8350 0577	2			EP0	DDQ	BEARING, Second Gear
26	8350 6018	1			EP0	DDQ	GEAR, Second
27	8350 0567	2			EP0	DDQ	STOP RING, Synchronizer
28	8350 0569	2			EP0	DDQ	SPRING, Synchronizer Key
29	8350 0561	1			EP0	DDQ	SYNCHRONIZER, First and Second
30	8350 0564	3			EP0	DDQ	KEY, Synchronizer
31	4897 101AA	1			EP0	DDQ	GEAR, Reverse
32	8350 6017	1			EP0	DDQ	GEAR, First
33	8350 6031	2			EP0	DDQ	BEARING, First Gear
34	8350 0573	2			EP0	DDQ	BALL, Reverse
35	8350 6026	1			EP0	DDQ	RACE, First Gear
36	8350 6030	2			EP0	DDQ	BEARING, Mainshaft
37	8350 0613	1			EP0	DDQ	SNAP RING
38	8350 0971	1			EP0	DDQ	GEAR, Fifth
39	8350 0587	1			EP0	DDQ	SNAP RING, Mainshaft, 2.67-2.72mm

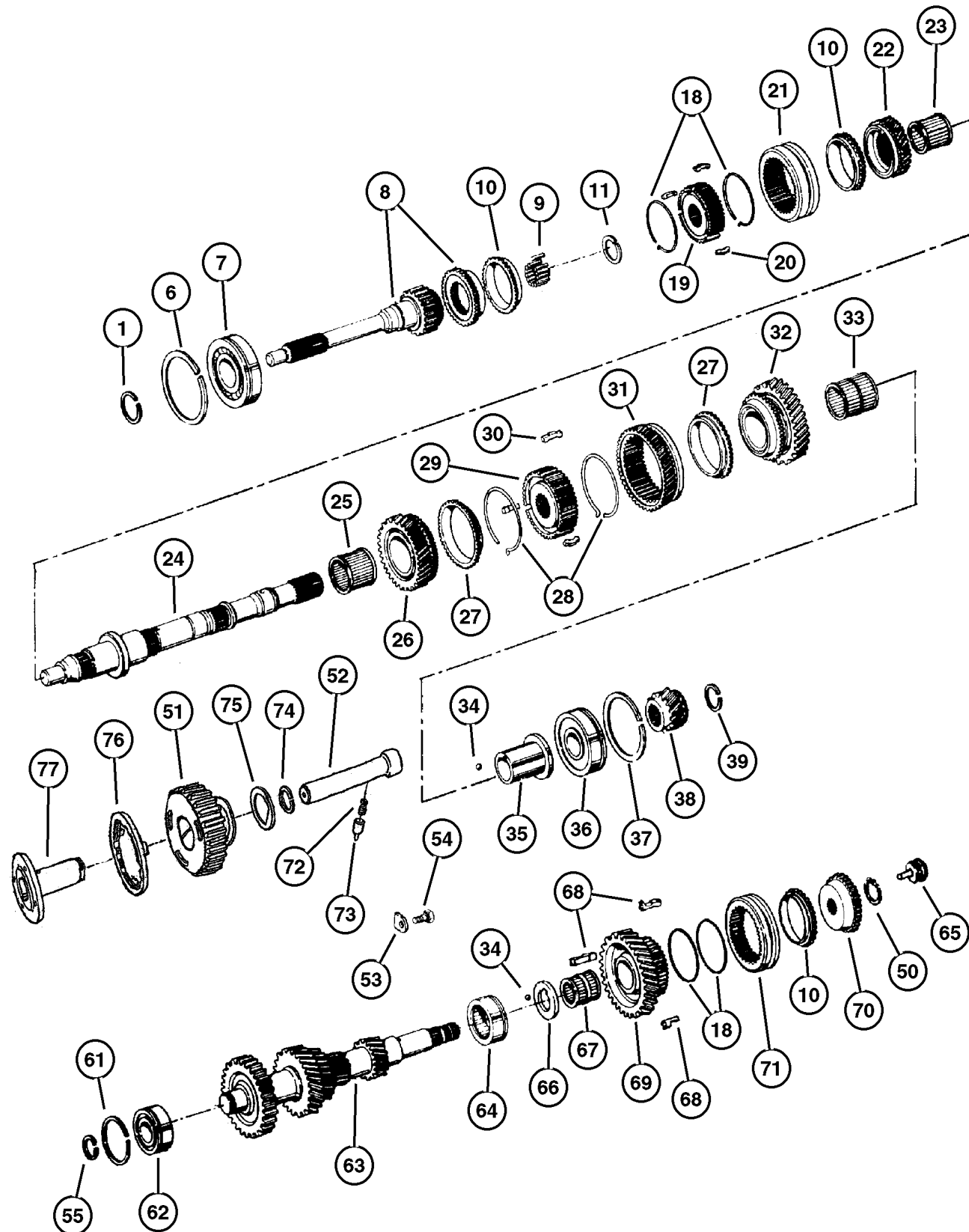
JEEP WRANGLER (TJ)

SERIES	LINE	BODY	ENGINE	TRANSMISSION
H = Sport	J = Wrangler 4WD	77 = 93.4 WB	EPE, EP0 = 2.5L Power Tech	DGG, DGD = 32RH 3 Spd. Auto.
L = SE	U = Wrangler 4WD (RHD)		ERH, ER0 = 4.0L Power Tech	DDQ = 5 Spd. Manual
P = Sahara				DDD = 5 Speed HD Manual
				DG0 = Auto. Trans.
				DBB = Manual Trans.

AR = Use as required - = Non illustrated part # = New this model year

May 2, 2002

**Gear Train AX5 (DDQ)
Figure AISIN-410**



ITEM	PART NUMBER	QTY	LINE	SERIES	ENGINE	TRANS	DESCRIPTION
-40	8350 0588	1			EPO	DDQ	SNAP RING, Mainshaft, 2.73-2.78mm
-41	8350 0589	1			EPO	DDQ	SNAP RING, Mainshaft, 2.79-2.84mm
-42	8350 0590	1			EPO	DDQ	SNAP RING, Mainshaft, 2.85-2.90mm
-43	8350 0591	1			EPO	DDQ	SNAP RING, Mainshaft, 2.91-2.96mm
-44	8350 0592	1			EPO	DDQ	SNAP RING, Mainshaft, 2.97-3.02mm
-45	8350 0593	1			EPO	DDQ	SNAP RING, Mainshaft, 3.03-3.08mm
-46	8350 0594	1			EPO	DDQ	SNAP RING, Mainshaft, 3.09-3.14mm
-47	8350 0595	1			EPO	DDQ	SNAP RING, Mainshaft, 3.15-3.20mm
-48	8350 0596	1			EPO	DDQ	SNAP RING, Mainshaft, 3.21-3.26mm
-49	8350 0597	1			EPO	DDQ	SNAP RING, Mainshaft, 3.27mm/3.32mm
50	8350 6035	1			EPO	DDQ	SNAP RING PACKAGE, Transmission
51	4897 102AA	1			EPO	DDQ	GEAR, Reverse Idler
52	4897 104AA	1			EPO	DDQ	IDLER SHAFT, Transmission
53	4883 380AA	1			EPO	DDQ	STOPPER, Idler Shaft
54	8350 0615	1			EPO	DDQ	BOLT AND LOCK WASHER, Hex Head, M8x1.25x20
55	8350 0581	1			EPO	DDQ	SNAP RING, Cluster Gear, 2.05mm
-56	8350 0582	1			EPO	DDQ	SNAP RING, Cluster Gear, 2.10-2.15mm
-57	8350 0583	1			EPO	DDQ	SNAP RING, Cluster Gear, 2.15mm
-58	8350 0584	1			EPO	DDQ	SNAP RING, Cluster Gear, 2.20mm
-59	8350 0585	1			EPO	DDQ	SNAP RING, Cluster Gear, 2.25mm
-60	8350 0586	1			EPO	DDQ	SNAP RING, Cluster Gear, 2.30mm
61	8350 0612	1			EPO	DDQ	SNAP RING
62	8350 6032	1			EPO	DDQ	BEARING, Cluster Gear
63	4897 103AA	1			EPO	DDQ	GEAR, Countershaft
64	8350 6033	1			EPO	DDQ	BEARING, Cluster Gear
65	8350 0646	1			EPO	DDQ	PIPE, Oil Receiver
66	8350 6025	1			EPO	DDQ	THRUST WASHER, Fourth Gear
67	8350 0644	2			EPO	DDQ	NEEDLE BEARING, Fifth Gear
68	8350 0641	3			EPO	DDQ	KEY, Synchronizer, No. 3
69	8350 6022	1			EPO	DDQ	GEAR, Countershaft Fifth
70	8350 6024	1			EPO	DDQ	GEAR, Fifth Splined
71	4746 657	1			EPO	DDQ	SLEEVE, Synchronizer
72	4897 110AA	1			EPO	DDQ	SPRING, Compression
73	4897 109AA	1			EPO	DDQ	PIN
74	4897 112AA	1			EPO	DDQ	RING, Snap
75	4897 108AA	1			EPO	DDQ	PLATE, Transmission Idler Shaft
76	4897 111AA	1			EPO	DDQ	RING, Transmission
77	4897 107AA	1			EPO	DDQ	RACE, Idler Gear

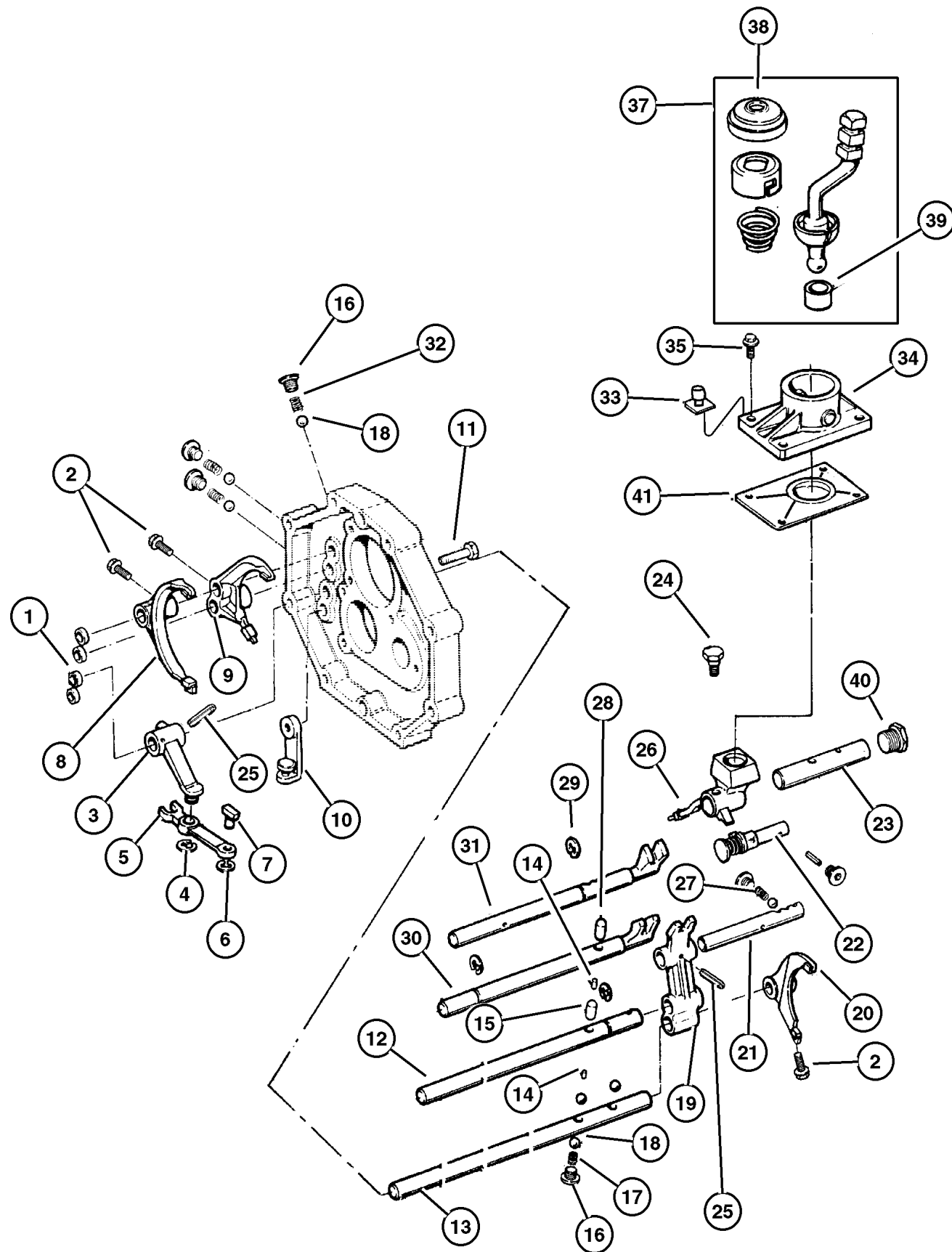
JEEP WRANGLER (TJ)

SERIES	LINE	BODY	ENGINE	TRANSMISSION
H = Sport	J = Wrangler 4WD	77 = 93.4 WB	EPE, EPO = 2.5L Power Tech	DGG, DGD = 32RH 3 Spd. Auto.
L = SE	U = Wrangler 4WD (RHD)		ERH, ER0 = 4.0L Power Tech	DDQ = 5 Spd. Manual
P = Sahara				DDD = 5 Speed HD Manual
				DG0 = Auto. Trans.
				DBB = Manual Trans.

AR = Use as required - = Non illustrated part # = New this model year

May 2, 2002

Forks AX5 (DDQ)
Figure AISIN-910



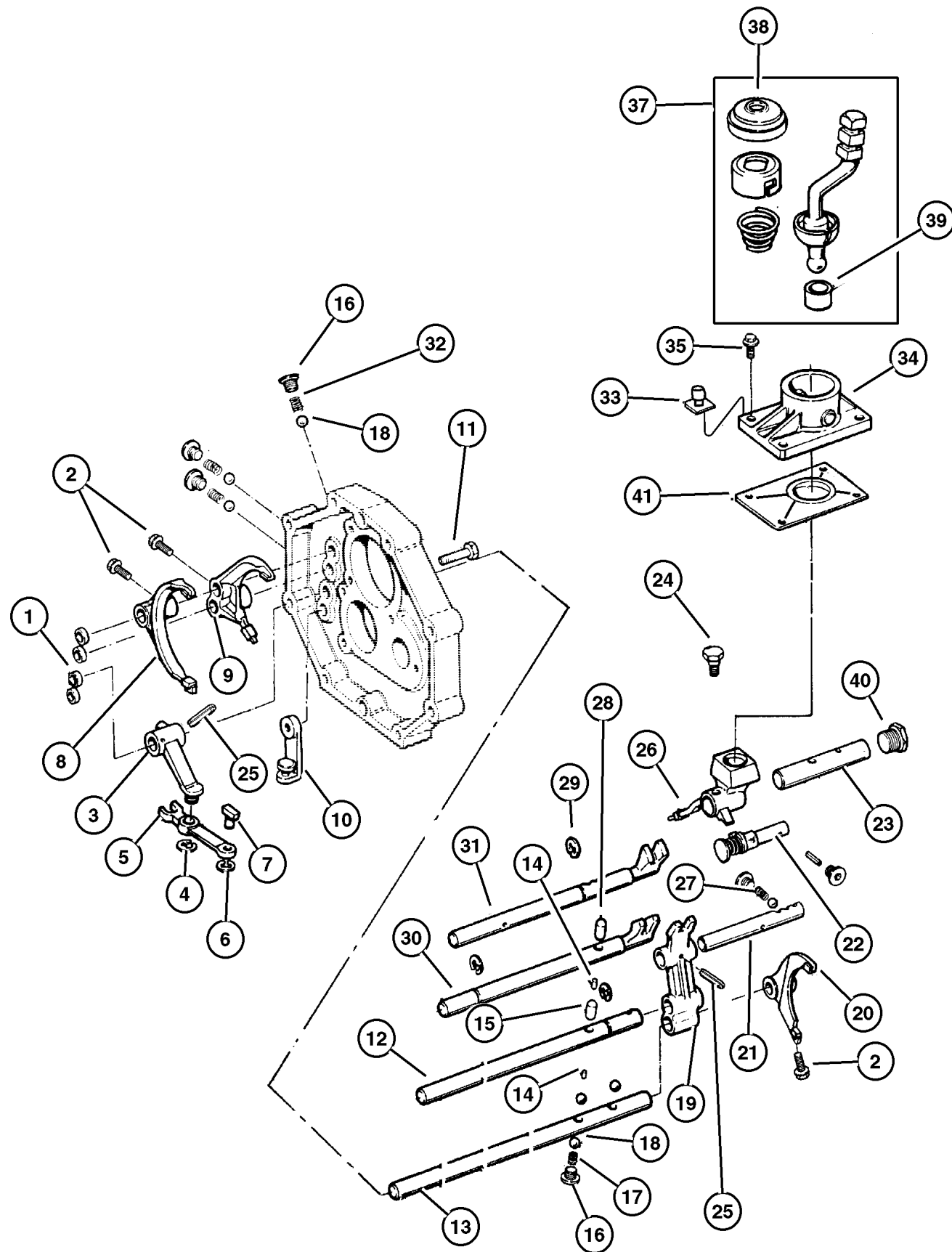
ITEM	PART NUMBER	QTY	LINE	SERIES	ENGINE	TRANS	DESCRIPTION
------	-------------	-----	------	--------	--------	-------	-------------

NOTE; Sales Code =European Equipment Group---SAA=Manual Steering---SBA=Power Steering
 [DDQ] = 5 Speed Manual Transmission =European Equipment Group---SAA=Manual Steering---SBA=Power Steering
 [EP0] = All 2.5L 4 Cylinder Gas Engines =European Equipment Group---SAA=Manual Steering---SBA=Power Steering

1	8350 0503	4			EP0	DDQ	PLUG, Shift Rail
2	8350 2664	3			EP0	DDQ	BOLT, Shift Fork
3	8350 0526	1			EP0	DDQ	FORK, Transmission
4	8350 0547	1			EP0	DDQ	SNAP RING
5	4897 099AA	1			EP0	DDQ	ARM, Reverse Shift
6	8350 0547	1			EP0	DDQ	SNAP RING
7	4897 100AA	1			EP0	DDQ	SHOE, Shift Lever
8	4740 236	1			EP0	DDQ	FORK PACKAGE, Shift
9	8350 2662	1			EP0	DDQ	FORK, Transmission
10	8350 0531	1			EP0	DDQ	BRACKET, Reverse Arm
11	8350 0549	2			EP0	DDQ	BOLT, Bearing Retainer
12	4746 659	1			EP0	DDQ	SHAFT, Gear Shift Fork, Number 3
13	4746 660	1			EP0	DDQ	SHAFT, Gear Shift Fork, Number 4
14	8350 0537	2			EP0	DDQ	PIN, Shift Shaft
15	8350 0541	1			EP0	DDQ	PIN, Interlock, 21.6mm
16	8350 0524	1			EP0	DDQ	PLUG, Transmission
17	8350 0638	1			EP0	DDQ	SPRING, Compression Shift
18	8350 0542	7			EP0	DDQ	BALL, Gearshift Fork Lock
19	4746 658	1			EP0	DDQ	HEAD, Shifter Shaft
20	4746 656	1			EP0	DDQ	FORK, Transmission
21	8350 0536	1			EP0	DDQ	SHAFT, Selector
22	8350 0515	1			EP0	DDQ	PIN, Reverse
23	8350 0514	1			EP0	DDQ	SHAFT, Shift Lever
24	8350 6036	1			EP0	DDQ	BOLT
25	8350 0540	1			EP0	DDQ	PIN, Shift Shaft
26	8350 0636	1			EP0	DDQ	HOUSING, Shift Lever
27	8350 0544	1			EP0	DDQ	SPRING, Compression
28	8350 0543	1			EP0	DDQ	PIN, Interlock, 30.3mm
29	8350 6054	3			EP0	DDQ	SNAP RING
30	8350 6055	1			EP0	DDQ	SHAFT, Selector
31	8350 6047	1			EP0	DDQ	SHAFT, Selector
32	8350 0545	3			EP0	DDQ	SPRING, Compression Detent
33	4864 215	1			EP0	DDQ	CAP, Vent
34	4864 211	1			EP0	DDQ	RETAINER, Transmission
35	8350 3107	2			EP0	DDQ	BOLT
-36	8350 0525	2			EP0	DDQ	BOLT AND LOCK WASHER, Hex Head, M8x1.25x30
37	4882 436	1			EP0	DDQ	LEVER, Gearshift
38	8350 0520	1			EP0	DDQ	BOOT, Gearshift

JEEP WRANGLER (TJ)
 SERIES LINE BODY ENGINE TRANSMISSION
 H = Sport J = Wrangler 4WD 77 = 93.4 WB EPE, EP0 = 2.5L Power Tech DGG, DGD = 32RH 3 Spd. Auto.
 L = SE U = Wrangler 4WD (RHD) ERH, ER0 = 4.0L Power Tech DDQ = 5 Spd. Manual
 P = Sahara DDD = 5 Speed HD Manual
 DG0 = Auto. Trans.
 DBB = Manual Trans.

Forks AX5 (DDQ)
Figure AISIN-910



ITEM	PART NUMBER	QTY	LINE	SERIES	ENGINE	TRANS	DESCRIPTION
------	-------------	-----	------	--------	--------	-------	-------------

39	8350 0519	1			EPO	DDQ	BUSHING, Shift Lever
40	8350 3109	1			EPO	DDQ	CAP, Detent
41	4864 216	1			EPO	DDQ	SHIELD, Transmission

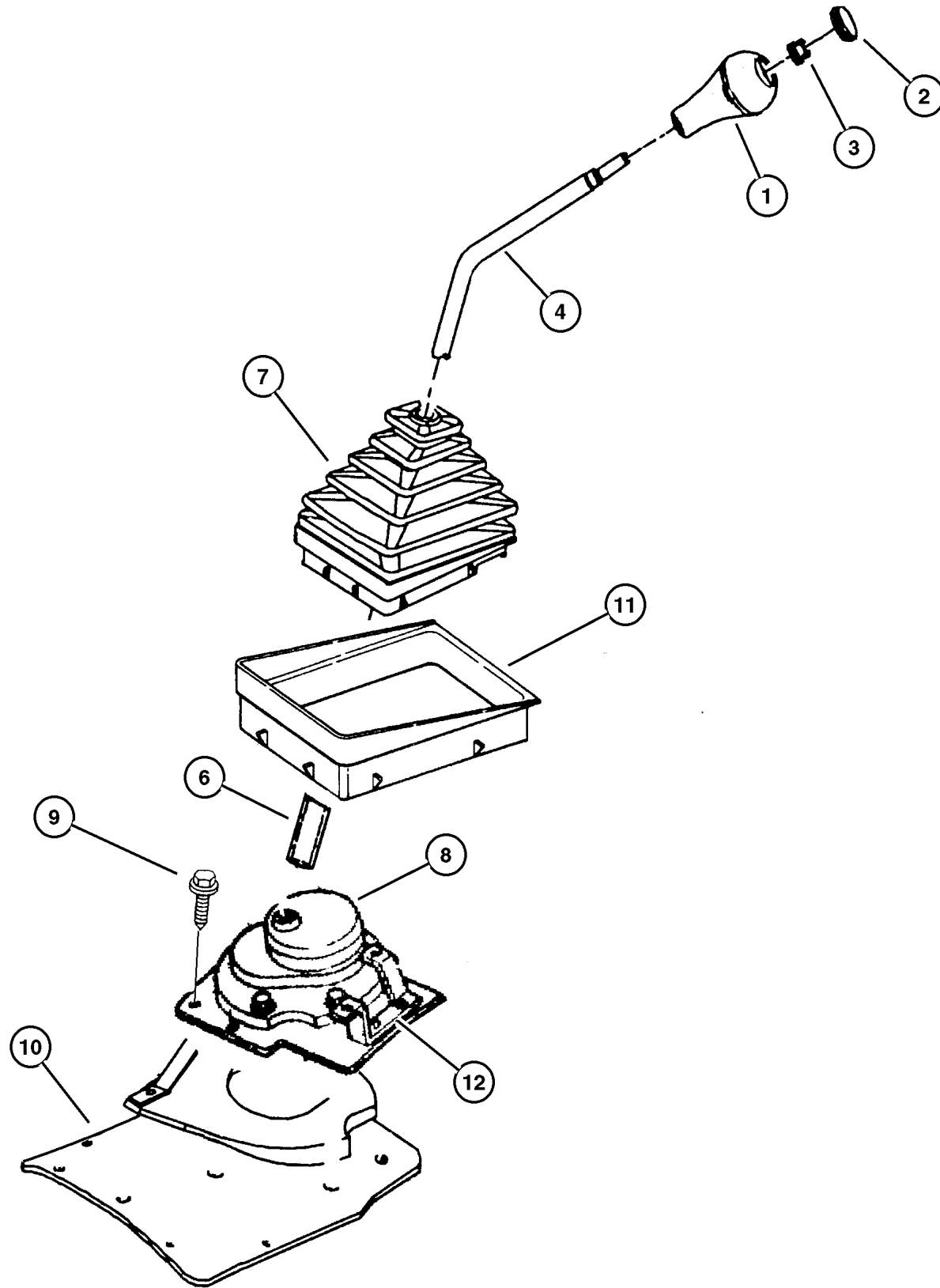
JEEP WRANGLER (TJ)		BODY	ENGINE	TRANSMISSION
SERIES	LINE	77 = 93.4 WB	EPE, EPO = 2.5L Power Tech	DGG, DGD = 32RH 3 Spd. Auto.
H = Sport	J = Wrangler 4WD		ERH, ER0 = 4.0L Power Tech	DDQ = 5 Spd. Manual
L = SE	U = Wrangler 4WD (RHD)			DDD = 5 Speed HD Manual
P = Sahara				DG0 = Auto. Trans.
				DBB = Manual Trans.

AR = Use as required - = Non illustrated part # = New this model year

May 2, 2002

**Gearshift Controls (DDQ)
Figure AISIN-1210**

ITEM	PART NUMBER	QTY	LINE	SERIES	ENGINE	TRANS	DESCRIPTION
NOTE; Sales Code =European Equipment Group---SAA=Manual Steering---SBA=Power Steering							
[DBB] = All Manual Transmissions =European Equipment Group---SAA=Manual Steering---SBA=Power Steering							
1	5210 4174	1				DBB	KNOB, Gearshift
2	4446 921	1				DBB	INSERT, Transmission Shift Knob
3	6502 556	1				DBB	NUT, Hex, M10-1.5
4							LEVER, Gearshift
	52078 576AC	1	J			DBB	
	52078 579AC	1	U			DBB	
-5							LEVER, Gearshift
	52078 579AC	1	U			DBB	
	52078 576AC	1	J			DBB	
6	5210 4012	1				DBB	TUBE, Governor Support
7	5207 8558	1				DBB	BOOT, Gear Shift Lever
8	52078 970AC	1				DBB	BOOT, Inner Gearshift
9							SCREW, Hex Flange Head, M4.2x1.41x13.00, (NOT SERVICED)
10	5207 8971	1				DBB	COVER, Floor Pan
11	5300 0056	1				DBB	BEZEL, Gearshift Lever Boot
12	3420 1035	3				DBB	RIVET, M4x12 Aluminum



JEEP WRANGLER (TJ)

SERIES	LINE	BODY	ENGINE	TRANSMISSION
H = Sport	J = Wrangler 4WD	77 = 93.4 WB	EPE, EP0 = 2.5L Power Tech	DGG, DGD = 32RH 3 Spd. Auto.
L = SE	U = Wrangler 4WD (RHD)		ERH, ER0 = 4.0L Power Tech	DDQ = 5 Spd. Manual
P = Sahara				DDD = 5 Speed HD Manual
				DG0 = Auto. Trans.
				DBB = Manual Trans.

AR = Use as required - = Non illustrated part # = New this model year

May 2, 2002

Group – 231

Transfer Case Model 231

GROUP 231 - Transfer Case Model 231

Illustration Title

Group-Fig. No.

Transfer Case Assembly

Transfer Case Command Trac (DHN) Fig. 231-110

Case and Related Parts

Case and Related Parts Command Trac (DHN) Fig. 231-210

Gear Train

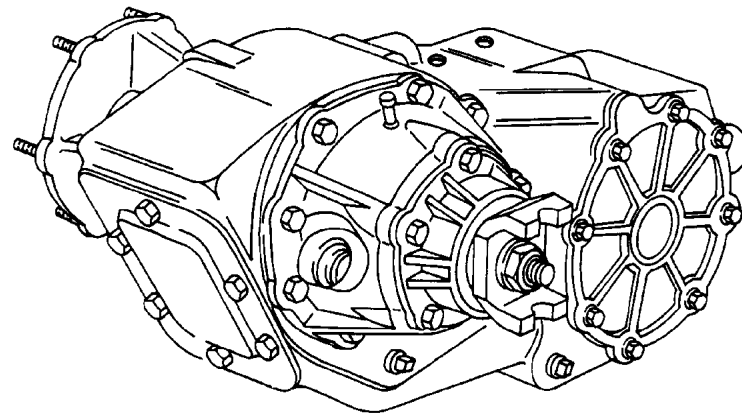
Gear Train Command Trac (DHN) Fig. 231-410

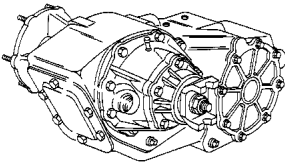
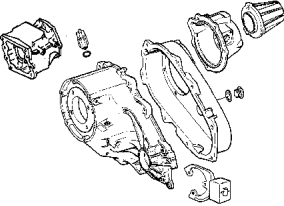
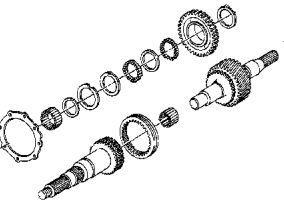
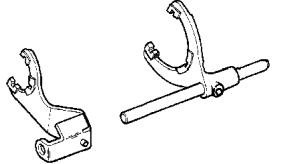

Fork and Rails

Forks and Rails Command Trac (DHN) Fig. 231-910

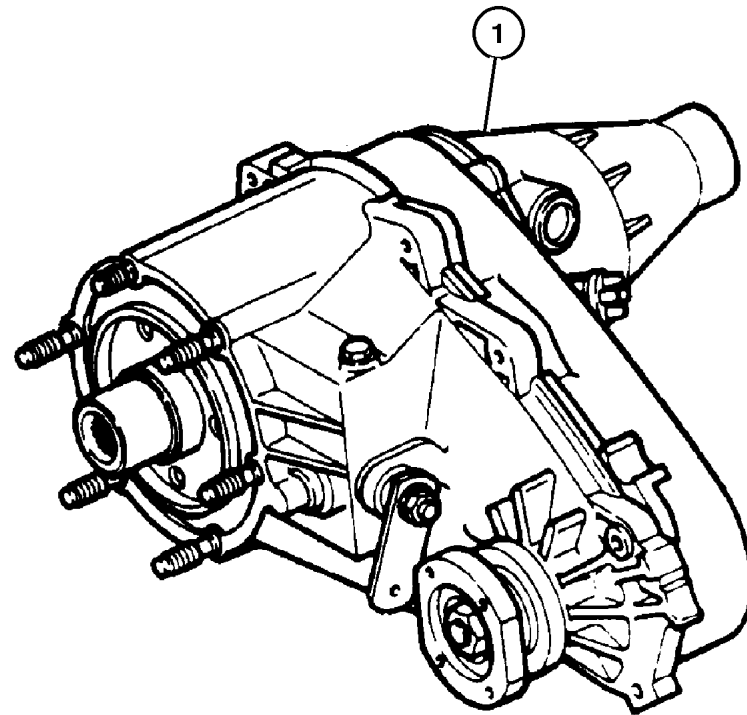
Gearshift Controls

Gearshift Controls Command Trac (DHN) Fig. 231-1210



<p>231-100 Transfer Case Assembly</p> 	<p>231-200 Case and Related Parts</p> 	<p>231-400 Gear Train</p> 	<p>231-900 Fork and Rails</p> 
<p>231-1200 Gearshift Controls</p> 			

**Transfer Case Command Trac (DHN)
Figure 231-110**



ITEM	PART NUMBER	QTY	LINE	SERIES	ENGINE	TRANS	DESCRIPTION
------	-------------	-----	------	--------	--------	-------	-------------

NOTE; Sales Codes =European Equipment Group---SAA=Manual Steering---SBA=Power Steering
 [DBB] = All Manual Transmissions =European Equipment Group---SAA=Manual Steering---SBA=Power Steering
 [DG0] = All Automatic Transmissions =European Equipment Group---SAA=Manual Steering---SBA=Power Steering
 [EP0] = All 2.5L 4 Cylinder Gas Engines =European Equipment Group---SAA=Manual Steering---SBA=Power Steering
 [ER0] = All 4.0L 6 Cylinder Gas Engines =European Equipment Group---SAA=Manual Steering---SBA=Power Steering

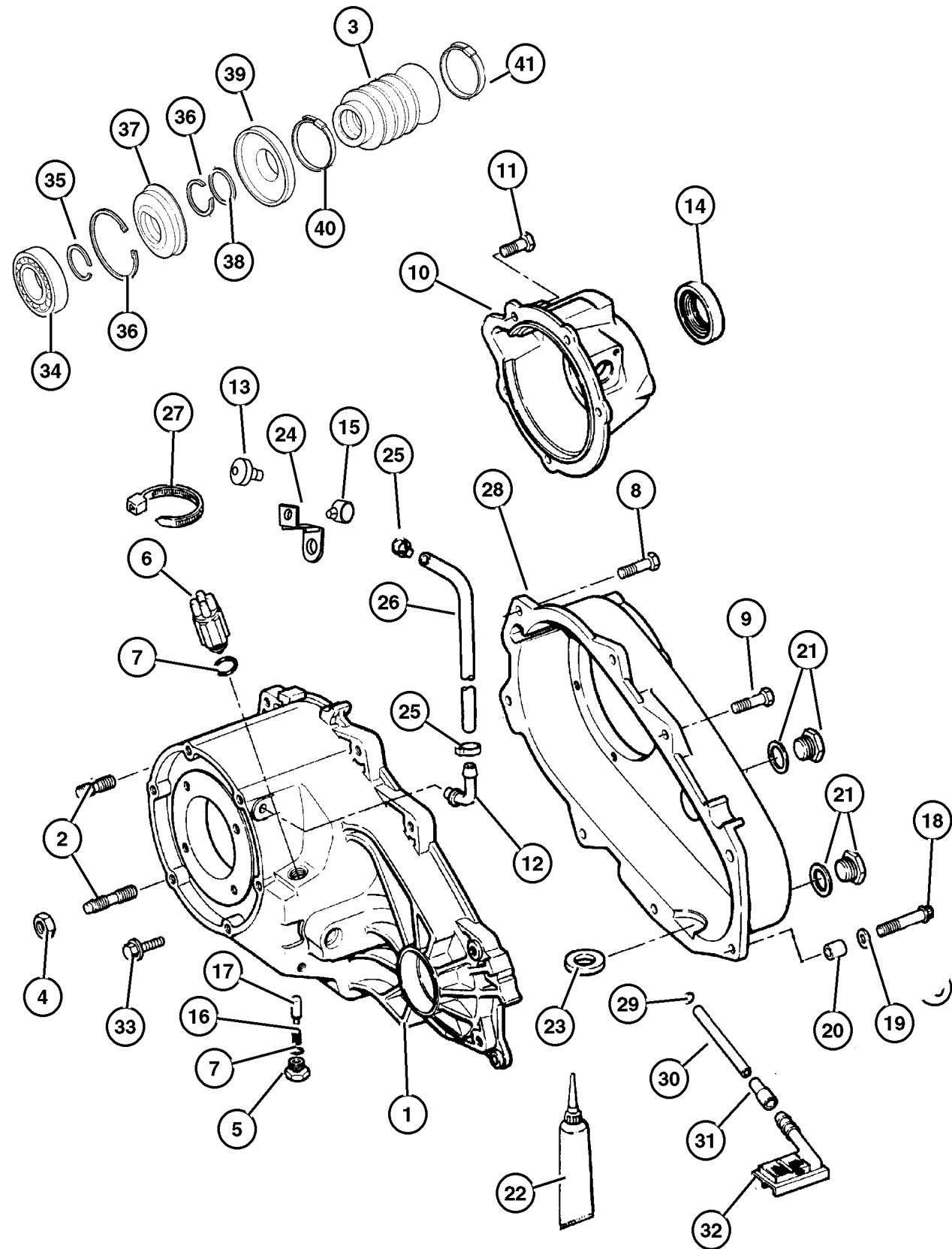
1							TRANSFER CASE, NV231
	52099 211AB	1			EP0, ER0	DG0	
	52099 364AB	1			EP0	DBB	
	52111 252AA	1			EP0, ER0	DBB	

JEEP WRANGLER (TJ)		BODY	ENGINE	TRANSMISSION
SERIES	LINE	77 = 93.4 WB	EPE, EP0 = 2.5L Power Tech ERH, ER0 = 4.0L Power Tech	DGG, DGD = 32RH 3 Spd. Auto. DDQ = 5 Spd. Manual DDD = 5 Speed HD Manual DG0 = Auto. Trans. DBB = Manual Trans.
H = Sport	J = Wrangler 4WD			
L = SE	U = Wrangler 4WD (RHD)			
P = Sahara				

AR = Use as required - = Non illustrated part # = New this model year

May 2, 2002

Case and Related Parts Command Trac (DHN)
Figure 231-210



ITEM	PART NUMBER	QTY	LINE	SERIES	ENGINE	TRANS	DESCRIPTION
1							CASE, Transfer Front
	4798 111	1			EP0, ERO	DG0	52099211AB
		1			EP0, ERO	DBB	
2	4505 365	6			EP0, ERO	DG0	STUD, 52099211AB
3							BOOT, Driveshaft
	4798 123	1			EP0, ERO	DG0	52099211AB
		1			EP0	DBB	
	5017 825AA	1			EP0, ERO	DBB	
4							NUT AND CONED WASHER, Hex, .375-24
	J400 6681	6			EP0	DD0	
		6			EP0	DG0	
		6			ERO		
5	4886 473AA	1			EP0, ERO	DG0	SCREW, 52099211AB
6	J813 4473	1			EP0, ERO	DG0	SWITCH, Transfer Case Mode, 52099211AB
7	4338 956	1			EP0, ERO	DG0	SEAL, Vacuum Switch, 52099211AB
8	4210 617	5			EP0, ERO	DG0	BOLT, Transfer Case, 52099211AB
9	J813 0979	1			EP0, ERO	DG0	BOLT, Twelve Point Head, M10x1.5x48, 52099211AB
10	4798 115	1			EP0, ERO	DG0	RETAINER, Transfer Case Rear, 52099211AB
11	6500 318	5			EP0, ERO	DG0	BOLT
12	4796 910	1			EP0, ERO	DG0	VENT, Transfer Case, 52099211AB
13							VENT, Transfer Case
	4796 910	1			EP0, ERO	DG0	
		1			EP0, ERO	DBB	
		1			EP0, ERO	DBB	
14	4798 117	1			EP0, ERO	DG0	SEAL, Output Shaft
15	J400 5701	1					CLIP, Wrap Around, Tube

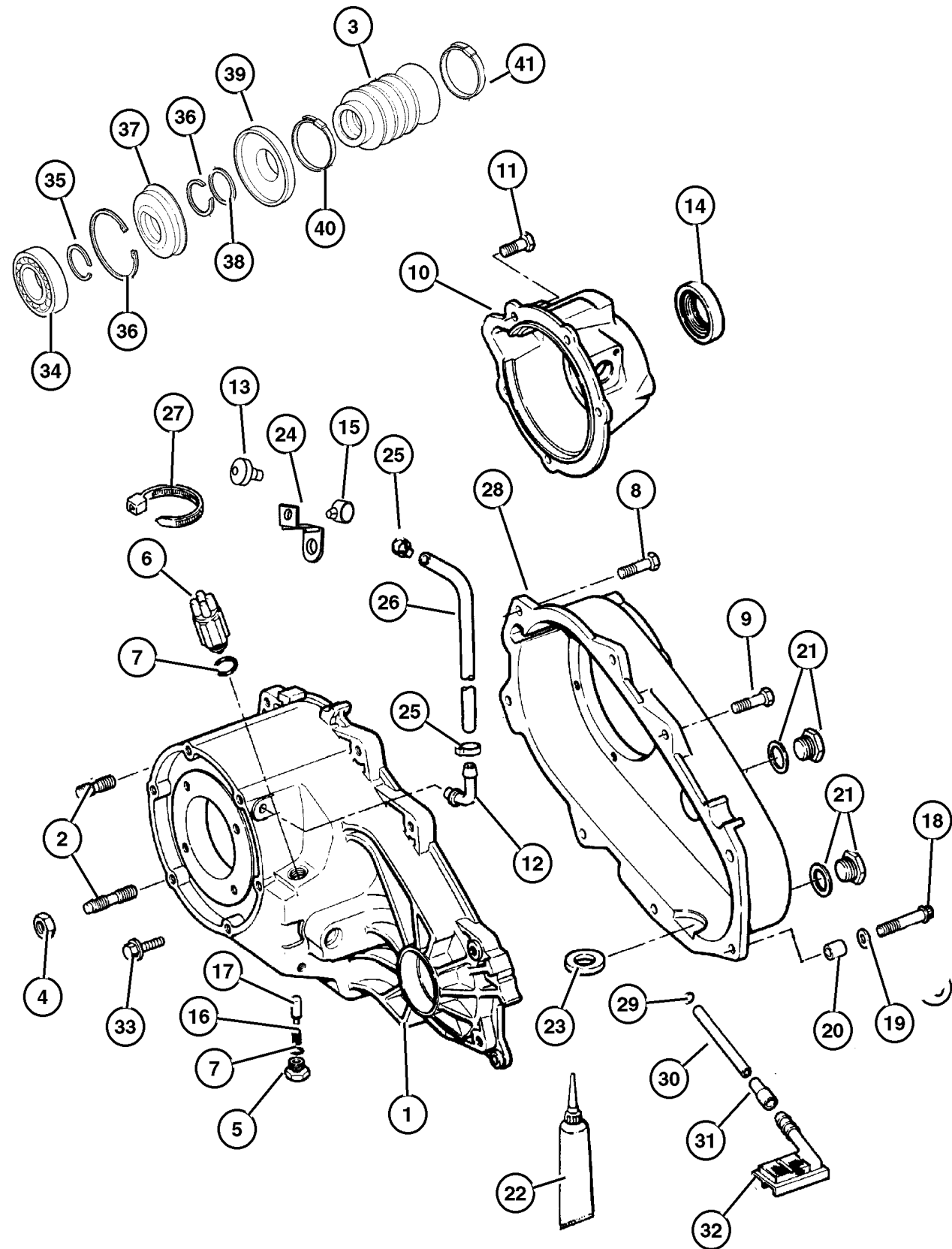
JEEP WRANGLER (TJ)

SERIES	LINE	BODY	ENGINE	TRANSMISSION
H = Sport	J = Wrangler 4WD	77 = 93.4 WB	EPE, EP0 = 2.5L Power Tech	DGG, DGD = 32RH 3 Spd. Auto.
L = SE	U = Wrangler 4WD (RHD)		ERH, ERO = 4.0L Power Tech	DDQ = 5 Spd. Manual
P = Sahara				DDD = 5 Speed HD Manual
				DG0 = Auto. Trans.
				DBB = Manual Trans.

AR = Use as required - = Non illustrated part # = New this model year

May 2, 2002

**Case and Related Parts Command Trac (DHN)
Figure 231-210**



ITEM	PART NUMBER	QTY	LINE	SERIES	ENGINE	TRANS	DESCRIPTION
16	4638 497	1			EP0, ERO	DG0	SPRING, Shift Detent
17	5300 8217	1			EP0, ERO	DG0	PLUNGER, 52099211AB
18	4210 614	2			EP0, ERO	DG0	BOLT, Hex Flange Head, 52099211AB
19	4210 983	2			EP0, ERO	DG0	WASHER, Flat, 52099211AB
20	4116 310	2			EP0, ERO	DG0	DOWEL, Transfer Case, 52099211AB
21	4856 641	2			EP0, ERO	DG0	PLUG, Oil Fill, 52099211AB
22	5010 884AA	1			EP0, ERO	DG0	SEALANT, RTV
23	3681 601	1			EP0, ERO	DG0	MAGNET, Transmission, 52099211AB
24	5209 8522	1			EP0, ERO		BRACKET, Tube
25	6502 081	2					CLAMP, Oil Cooler Line
26	HFV0 0516	1					HOSE, Fuel And Vapor, 25 Foot Roll 5/16"
27							STRAP, Retaining
	J369 3058	1	J				
		1	U				
28	4886 222AA	1			EP0, ERO	DG0	CASE, Transfer Rear, 52099211AB
29	4338 942	1			EP0, ERO	DG0	SEAL, Oil, 52099211AB
30	4338 941	1			EP0, ERO	DG0	TUBE, Oil Pickup, 52099211AB
31	4338 944	1			EP0, ERO	DG0	CONNECTOR, Oil Tube Pickup, 52099211AB
32	4338 943	1			EP0, ERO	DG0	FILTER, Transfer Case Oil, 52099211AB
33							CLAMP, Boot
	4798 122	1			EP0, ERO	DG0	
		1			EP0, ERO	DBB	
34	4338 892	1			EP0, ERO	DBB DG0	BEARING, 52099211AB

JEEP WRANGLER (TJ)

SERIES
H = Sport
L = SE
P = Sahara

LINE
J = Wrangler 4WD
U = Wrangler 4WD (RHD)

BODY
77 = 93.4 WB

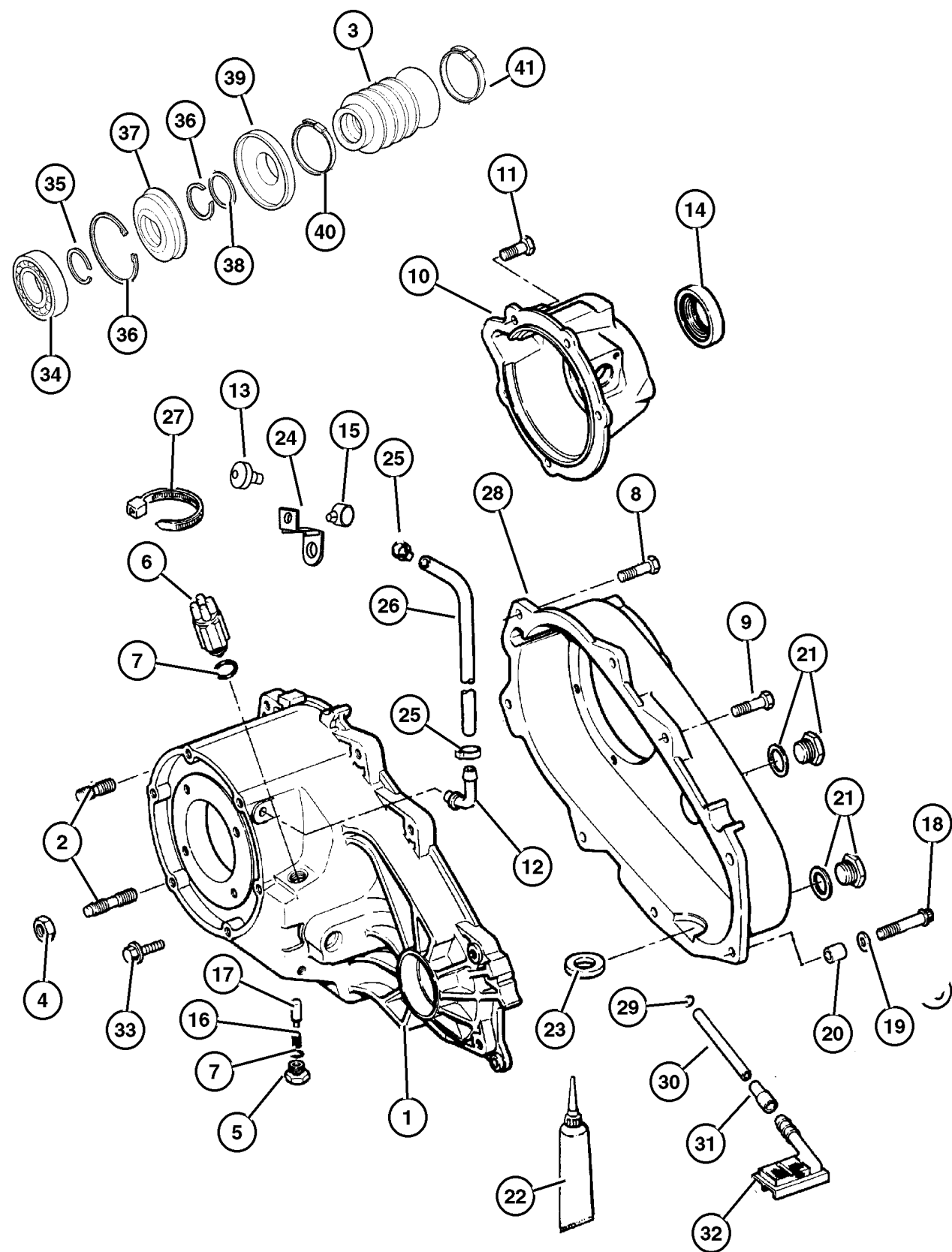
ENGINE
EPE, EP0 = 2.5L Power Tech
ERH, ER0 = 4.0L Power Tech

TRANSMISSION
DGG, DGD = 32RH 3 Spd. Auto.
DDQ = 5 Spd. Manual
DDD = 5 Speed HD Manual
DG0 = Auto. Trans.
DBB = Manual Trans.

AR = Use as required - = Non illustrated part # = New this model year

May 2, 2002

Case and Related Parts Command Trac (DHN)
Figure 231-210



ITEM	PART NUMBER	QTY	LINE	SERIES	ENGINE	TRANS	DESCRIPTION
35	4798 116	1			EP0, ER0	DG0	SNAP RING, 52099211AB
36	J813 4488	1			EP0, ER0	DG0	SNAP RING, 52099211AB
37	4798 117	1			EP0, ER0	DG0	SEAL, Output Shaft
38	2436 163	1			EP0, ER0	DG0	WASHER
39	5016 615AA	1			EP0, ER0	DBB DG0	SLINGER, Oil
40	4798 121	1			EP0, ER0	DG0	CLAMP, Boot 52099211AB
	5017 823AA	1			EP0, ER0	DBB DBB	52099364AB 52111252AA
41	4798 122	1			EP0, ER0	DG0	CLAMP, Boot, 52099211AB
-42	5017 819AA	1			EP0, ER0	DBB	DAMPER, Transfer Case

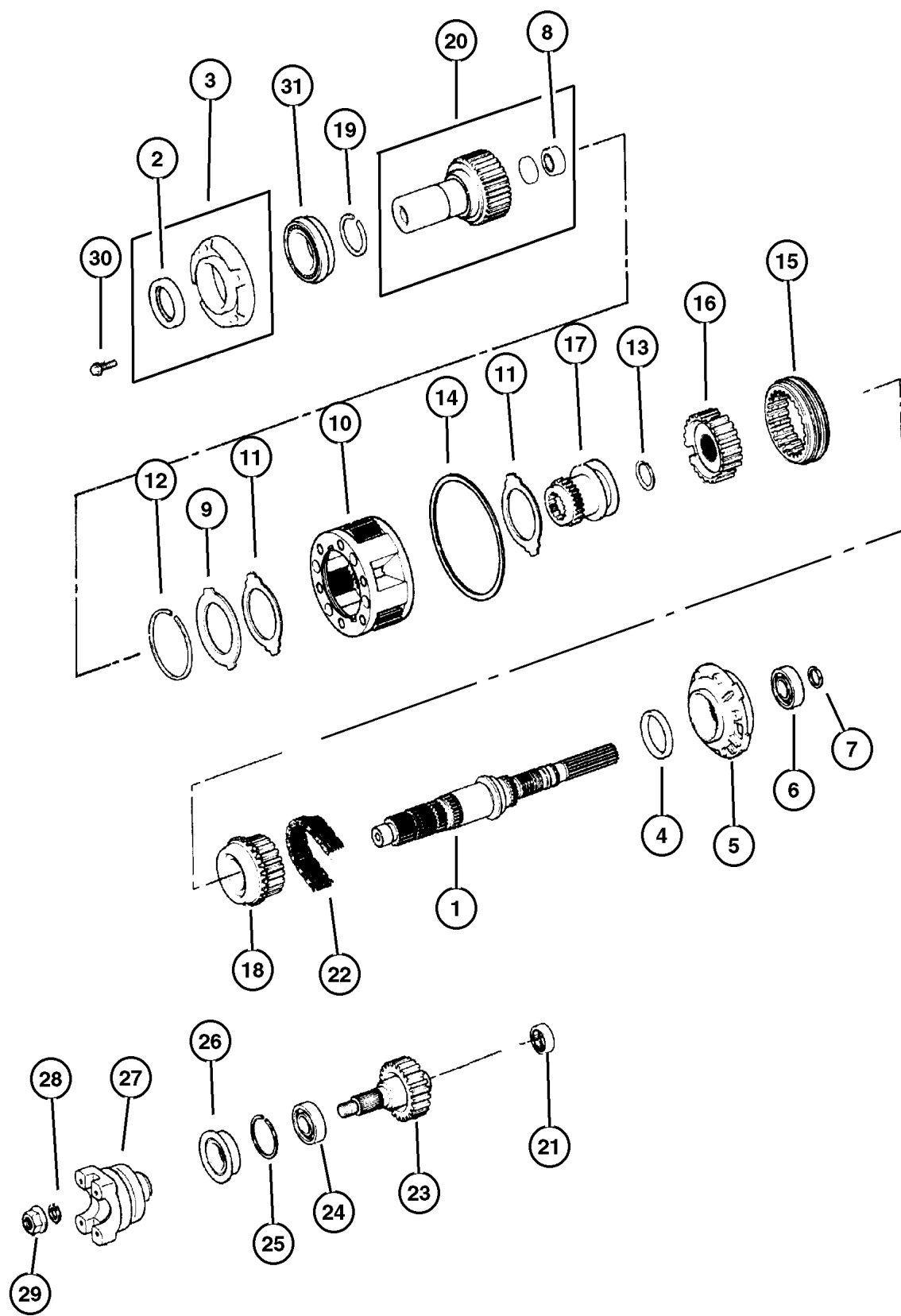
JEEP WRANGLER (TJ)

SERIES	LINE	BODY	ENGINE	TRANSMISSION
H = Sport	J = Wrangler 4WD	77 = 93.4 WB	EPE, EP0 = 2.5L Power Tech	DGG, DGD = 32RH 3 Spd. Auto.
L = SE	U = Wrangler 4WD (RHD)		ERH, ER0 = 4.0L Power Tech	DDQ = 5 Spd. Manual
P = Sahara				DDD = 5 Speed HD Manual
				DG0 = Auto. Trans.
				DBB = Manual Trans.

AR = Use as required - = Non illustrated part # = New this model year

May 2, 2002

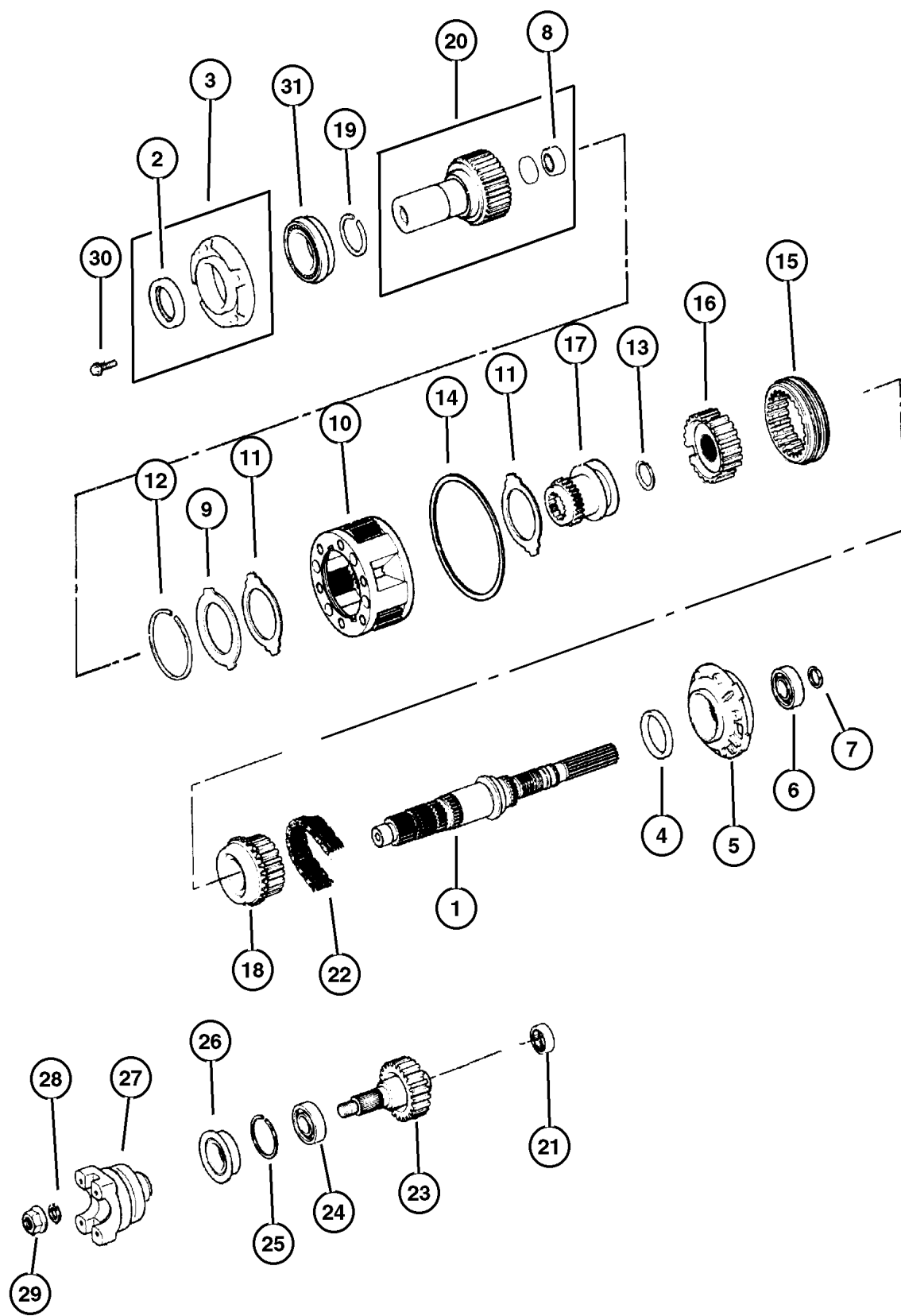
**Gear Train Command Trac (DHN)
Figure 231-410**



ITEM	PART NUMBER	QTY	LINE	SERIES	ENGINE	TRANS	DESCRIPTION
1	5016 630AA	1			EP0, ER0	DG0	MAINSHAFT, Transfer Case
	5017 631AA	1			EP0, ER0	DBB	
		1			EP0, ER0	DBB	
2	4167 929	1			EP0, ER0	DG0	SEAL, Input Gear
3	4338 973	1			EP0, ER0	DG0	RETAINER
		1			EP0, ER0	DBB	
		1			EP0, ER0	DBB	
4	4210 603	1			EP0, ER0	DG0	SEAL, Main Shaft
		1			EP0, ER0	DBB	
		1			EP0, ER0	DBB	
5	4338 936	1			EP0, ER0	DG0	PUMP, Transfer Case Oil
		1			EP0, ER0	DBB	
		1			EP0, ER0	DBB	
6	4338 892	1			EP0, ER0	DG0	BEARING
		1			EP0, ER0	DBB	
		1			EP0, ER0	DBB	
7	J813 4488	1			EP0, ER0	DG0	SNAP RING
		1			EP0, ER0	DBB	
		1			EP0, ER0	DBB	
8							BEARING, Input Shaft

JEEP WRANGLER (TJ)
 SERIES H = Sport, L = SE, P = Sahara
 LINE J = Wrangler 4WD, U = Wrangler 4WD (RHD)
 BODY 77 = 93.4 WB
 ENGINE EPE, EP0 = 2.5L Power Tech, ERH, ER0 = 4.0L Power Tech
 TRANSMISSION DGG, DGD = 32RH 3 Spd. Auto, DDQ = 5 Spd. Manual, DDD = 5 Speed HD Manual, DG0 = Auto. Trans., DBB = Manual Trans.

**Gear Train Command Trac (DHN)
Figure 231-410**



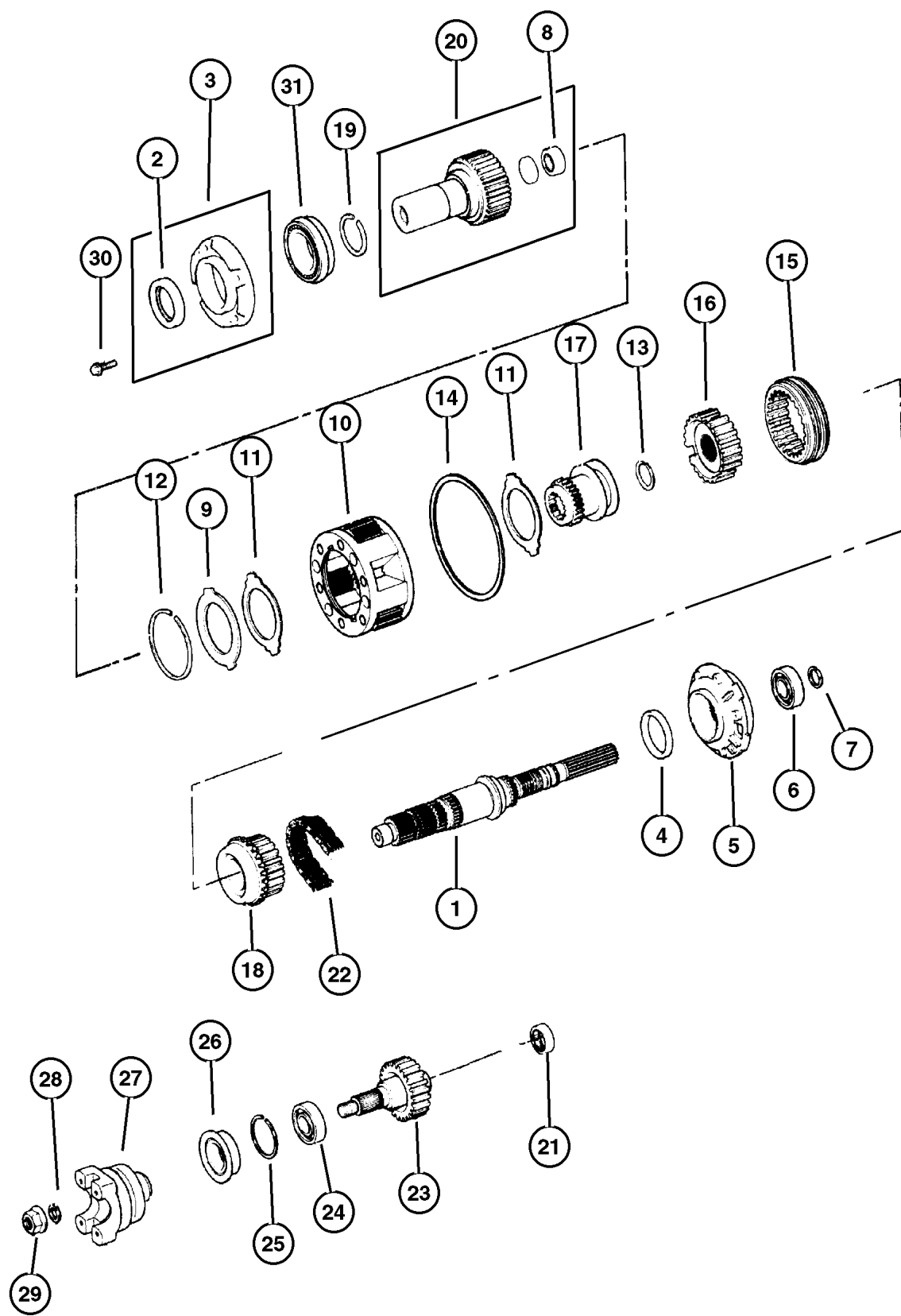
ITEM	PART NUMBER	QTY	LINE	SERIES	ENGINE	TRANS	DESCRIPTION
	8350 3507	1			EP0, ER0	DG0	
		1			EP0, ER0	DBB	
		1			EP0	DBB	
9	4338 909	1			EP0, ER0	DG0	RING
		1			EP0, ER0	DBB	
10	4796 903	1			EP0, ER0	DG0	PLANETARY, Transfer Case
		1			EP0, ER0	DBB	
		1			EP0	DBB	
11	4338 908	2			EP0, ER0	DG0	THRUST WASHER, Planetary Carrier
		2			EP0, ER0	DBB	
12	4338 910	2			EP0	DBB	SNAP RING
		1			EP0, ER0	DG0	
		1			EP0, ER0	DBB	
		1			EP0	DBB	
13	4338 933	1			EP0, ER0	DG0	SNAP RING
		1			EP0, ER0	DBB	
14	4219 065	1			EP0, ER0	DG0	SNAP RING, Annulus Gear
		1			EP0, ER0	DBB	
		1			EP0	DBB	
15							SLEEVE, Mode Synchronizer

JEEP WRANGLER (TJ)
 SERIES LINE BODY ENGINE TRANSMISSION
 H = Sport J = Wrangler 4WD 77 = 93.4 WB EPE, EP0 = 2.5L Power Tech DGG, DGD = 32RH 3 Spd. Auto.
 L = SE U = Wrangler 4WD (RHD) ERH, ER0 = 4.0L Power Tech DDQ = 5 Spd. Manual
 P = Sahara DDD = 5 Speed HD Manual
 DG0 = Auto. Trans.
 DBB = Manual Trans.

AR = Use as required - = Non illustrated part # = New this model year

May 2, 2002

**Gear Train Command Trac (DHN)
Figure 231-410**



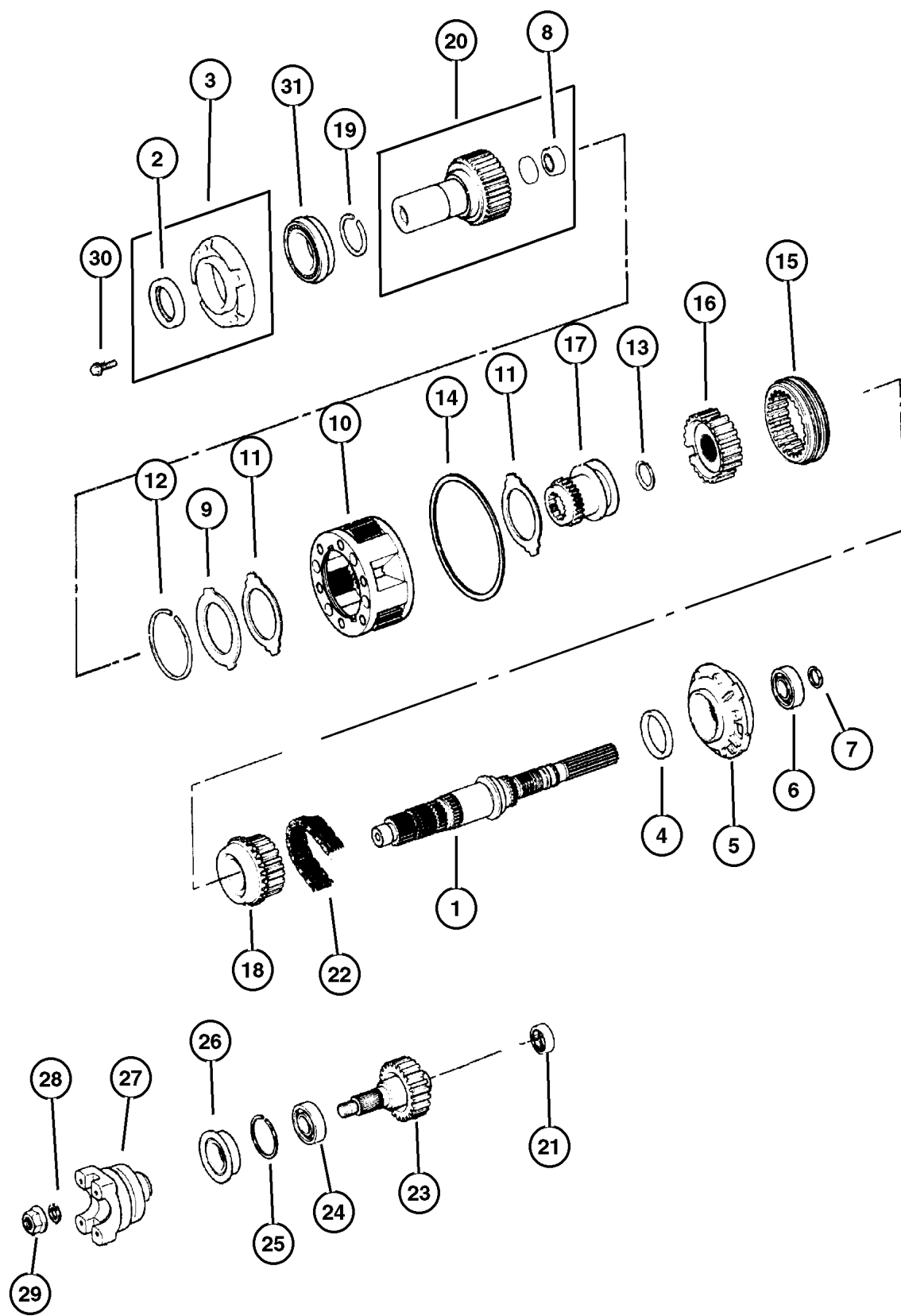
ITEM	PART NUMBER	QTY	LINE	SERIES	ENGINE	TRANS	DESCRIPTION
	4796 909	1			EP0, ER0	DG0	
		1			EP0, ER0	DBB	
		1			EP0	DBB	
16	4741 240	1			EP0, ER0	DG0	HUB, Synchronizer Mode
		1			EP0, ER0	DBB	
17	4797 013	1			EP0, ER0	DBB	SLEEVE, Shift Range
		1			EP0, ER0	DBB	
		1			EP0	DBB	
18	4796 908	1			EP0, ER0	DG0	SPROCKET, Transfer Case
		1			EP0, ER0	DBB	
		1			EP0	DBB	
19	3821 558	1			EP0, ER0	DG0	SNAP RING
		1			EP0, ER0	DBB	
		1			EP0, ER0	DBB	
20	4796 956	1			EP0	DBB	GEAR, Input
	4796 965	1			EP0, ER0	DG0	
		1			EP0, ER0	DBB	
21	4269 189	1			EP0, ER0	DG0	BEARING, Output Shaft
		1			EP0, ER0	DBB	
		1			EP0	DBB	
22							CHAIN, Transfer Case

JEEP WRANGLER (TJ)
 SERIES LINE BODY ENGINE TRANSMISSION
 H = Sport J = Wrangler 4WD 77 = 93.4 WB EPE, EP0 = 2.5L Power Tech DGG, DGD = 32RH 3 Spd. Auto.
 L = SE U = Wrangler 4WD (RHD) ERH, ER0 = 4.0L Power Tech DDQ = 5 Spd. Manual
 P = Sahara DDD = 5 Speed HD Manual
 DG0 = Auto. Trans.
 DBB = Manual Trans.

AR = Use as required - = Non illustrated part # = New this model year

May 2, 2002

**Gear Train Command Trac (DHN)
Figure 231-410**



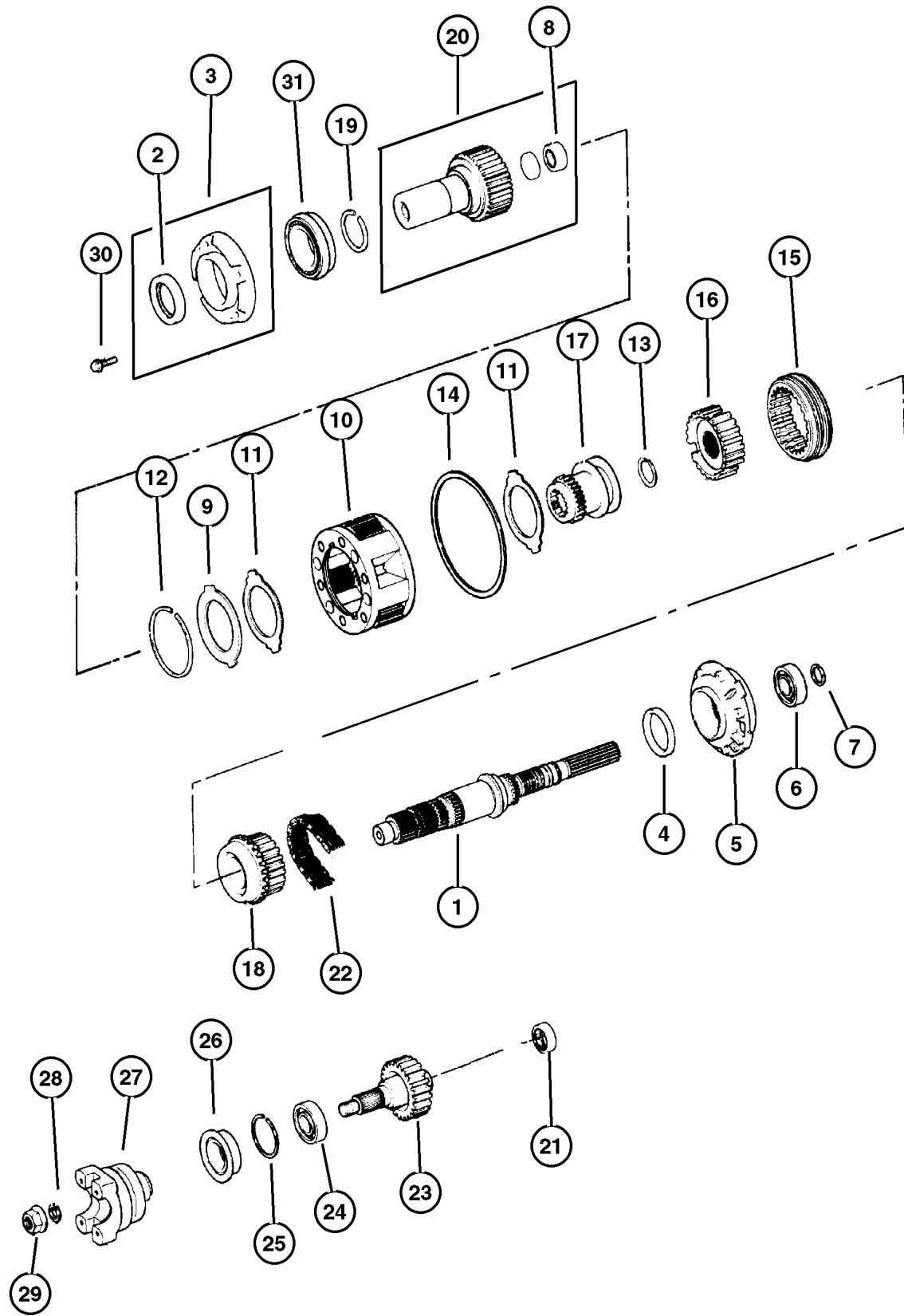
ITEM	PART NUMBER	QTY	LINE	SERIES	ENGINE	TRANS	DESCRIPTION
	4338 935	1			EP0, ER0	DG0	
		1			EP0, ER0	DBB	
		1			EP0	DBB	
23	4338 934	1			EP0, ER0	DG0	OUTPUT SHAFT, Transfer Case
		1			EP0, ER0	DBB	
		1			ER0	DBB	
24	4338 892	1			EP0, ER0	DG0	BEARING
		1			EP0, ER0	DBB	
		1			EP0	DBB	
25	4338 894	1			EP0, ER0	DG0	SNAP RING, Bearing
		1			EP0, ER0	DBB	
		1			ER0	DBB	
26	4798 112	1			EP0, ER0	DG0	SEAL
		1			EP0, ER0	DBB	
		1			EP0	DBB	
27	4798 120	1			EP0, ER0	DG0	YOKE, Transfer Case Output
		1			EP0, ER0	DBB	
		1			ER0	DBB	
28	4446 487	1			EP0, ER0	DG0	WASHER, Flat
		1			EP0, ER0	DBB	
		1			EP0	DBB	
29							NUT, Hex Flange

JEEP WRANGLER (TJ)
 SERIES LINE BODY ENGINE TRANSMISSION
 H = Sport J = Wrangler 4WD 77 = 93.4 WB EPE, EP0 = 2.5L Power Tech DGG, DGD = 32RH 3 Spd. Auto.
 L = SE U = Wrangler 4WD (RHD) ERH, ER0 = 4.0L Power Tech DDQ = 5 Spd. Manual
 P = Sahara DDD = 5 Speed HD Manual
 DG0 = Auto. Trans.
 DBB = Manual Trans.

AR = Use as required - = Non illustrated part # = New this model year

May 2, 2002

**Gear Train Command Trac (DHN)
Figure 231-410**

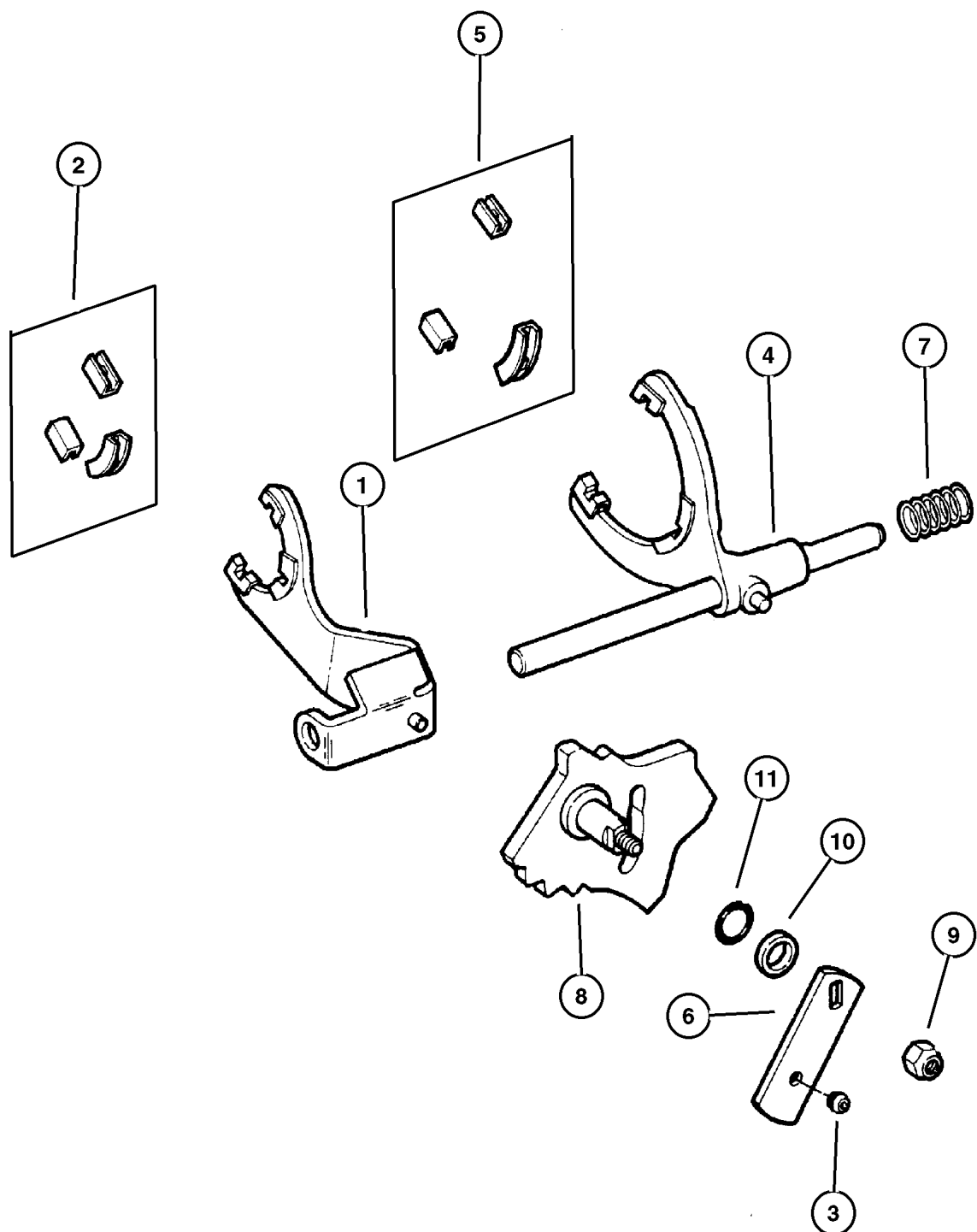


ITEM	PART NUMBER	QTY	LINE	SERIES	ENGINE	TRANS	DESCRIPTION
	4446 488	1			EP0, ER0	DG0	
		1			EP0, ER0	DBB	
		1			EP0	DBB	
30	6500 318	4			EP0, ER0	DG0	BOLT
		4			EP0	DBB	
		4			ER0	DBB	
31	4746 155	1			EP0, ER0	DG0	BEARING, Input Gear
		1			EP0, ER0	DBB	
		1			EP0	DBB	

JEEP WRANGLER (TJ)
 SERIES LINE BODY ENGINE TRANSMISSION
 H = Sport J = Wrangler 4WD 77 = 93.4 WB EPE, EP0 = 2.5L Power Tech DGG, DGD = 32RH 3 Spd. Auto.
 L = SE U = Wrangler 4WD (RHD) ERH, ER0 = 4.0L Power Tech DDQ = 5 Spd. Manual
 P = Sahara DDD = 5 Speed HD Manual
 DG0 = Auto. Trans.
 DBB = Manual Trans.

AR = Use as required - = Non illustrated part # = New this model year

**Forks and Rails Command Trac (DHN)
Figure 231-910**



ITEM	PART NUMBER	QTY	LINE	SERIES	ENGINE	TRANS	DESCRIPTION
NOTE; Sales Codes =European Equipment Group---SAA=Manual Steering---SBA=Power Steering							
[DBB] = All Manual Transmissions =European Equipment Group---SAA=Manual Steering---SBA=Power Steering							
[DG0] = All Automatic Transmissions =European Equipment Group---SAA=Manual Steering---SBA=Power Steering							
[EP0] = All 2.5L 4 Cylinder Gas Engines =European Equipment Group---SAA=Manual Steering---SBA=Power Steering							
[ER0] = All 4.0L 6 Cylinder Gas Engines =European Equipment Group---SAA=Manual Steering---SBA=Power Steering							
1	4741 237	1			EP0, ER0	DG0	FORK, Transfer Case Mode Shift
		1			EP0, ER0	DBB	
2	4167 969	2			EP0, ER0	DG0	PAD, Shift Fork
		2			EP0, ER0	DBB	
		2			EP0	DBB	
3	5300 4810	1			EP0, ER0	DG0	BUSHING, Shift Lever
		1			EP0, ER0	DBB	
4	4741 237	1			EP0, ER0	DG0	FORK, Transfer Case Mode Shift
		1			EP0, ER0	DBB	
		1			EP0	DBB	
5	4219 073	1			EP0, ER0	DG0	PAD, Shift Fork
	4167 969	2			EP0, ER0	DBB	
		2			EP0	DBB	
6	4897 185AA	1			EP0, ER0	DG0	LEVER, Selector
		1			EP0, ER0	DBB	
		1			EP0	DBB	
7							SPRING, Mode Shift Rail

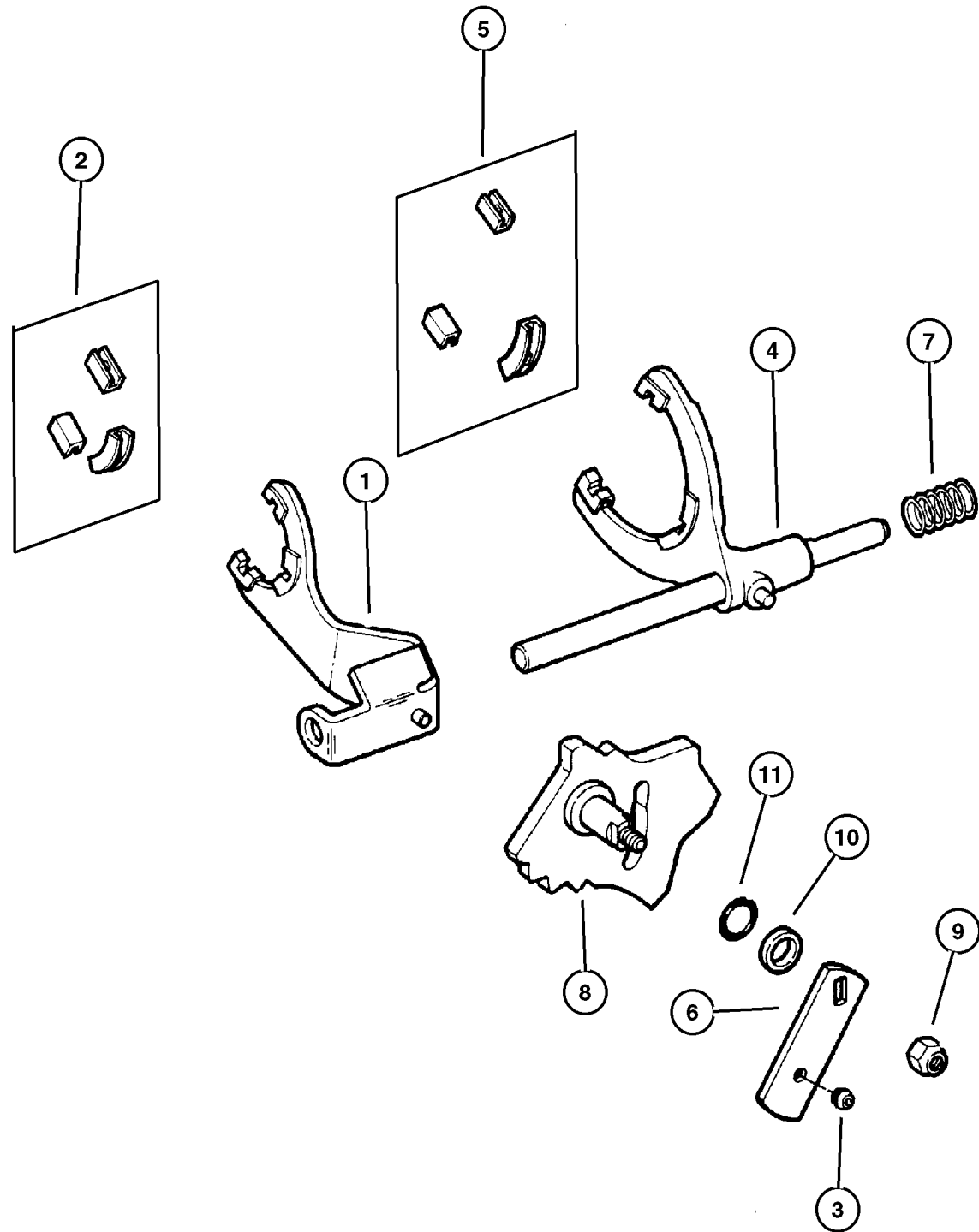
JEEP WRANGLER (TJ)

SERIES	LINE	BODY	ENGINE	TRANSMISSION
H = Sport	J = Wrangler 4WD	77 = 93.4 WB	EPE, EP0 = 2.5L Power Tech	DGG, DGD = 32RH 3 Spd. Auto.
L = SE	U = Wrangler 4WD (RHD)		ERH, ER0 = 4.0L Power Tech	DDQ = 5 Spd. Manual
P = Sahara				DDD = 5 Speed HD Manual
				DG0 = Auto. Trans.
				DBB = Manual Trans.

AR = Use as required - = Non illustrated part # = New this model year

May 2, 2002

Forks and Rails Command Trac (DHN)
Figure 231-910



ITEM	PART NUMBER	QTY	LINE	SERIES	ENGINE	TRANS	DESCRIPTION
	4338 925	1			EP0, ER0	DG0	
		1			EP0, ER0	DBB	
		1			EP0	DBB	
8	4638 845	1			EP0, ER0	DG0	SECTOR, Transfer Case
		1			EP0, ER0	DBB	
		1			ER0 EP0	DBB	
9	0152 345	1			EP0, ER0	DG0	NUT, Hex Flange Lock
		1			EP0, ER0	DBB	
		1			EP0	DBB	
10	4167 964	1			EP0, ER0	DG0	RETAINER, Rear Clutch
		1			EP0, ER0	DBB	
		1			ER0 EP0	DBB	
11	4167 963	1			EP0, ER0	DG0	SEAL, O-Ring
		1			EP0, ER0	DBB	
		1			EP0	DBB	

JEEP WRANGLER (TJ)
 SERIES LINE BODY ENGINE TRANSMISSION
 H = Sport J = Wrangler 4WD 77 = 93.4 WB EPE, EP0 = 2.5L Power Tech DGG, DGD = 32RH 3 Spd. Auto.
 L = SE U = Wrangler 4WD (RHD) ERH, ER0 = 4.0L Power Tech DDQ = 5 Spd. Manual
 P = Sahara DDD = 5 Speed HD Manual
 DG0 = Auto. Trans.
 DBB = Manual Trans.

AR = Use as required - = Non illustrated part # = New this model year

**Gearshift Controls Command Trac (DHN)
Figure 231-1210**

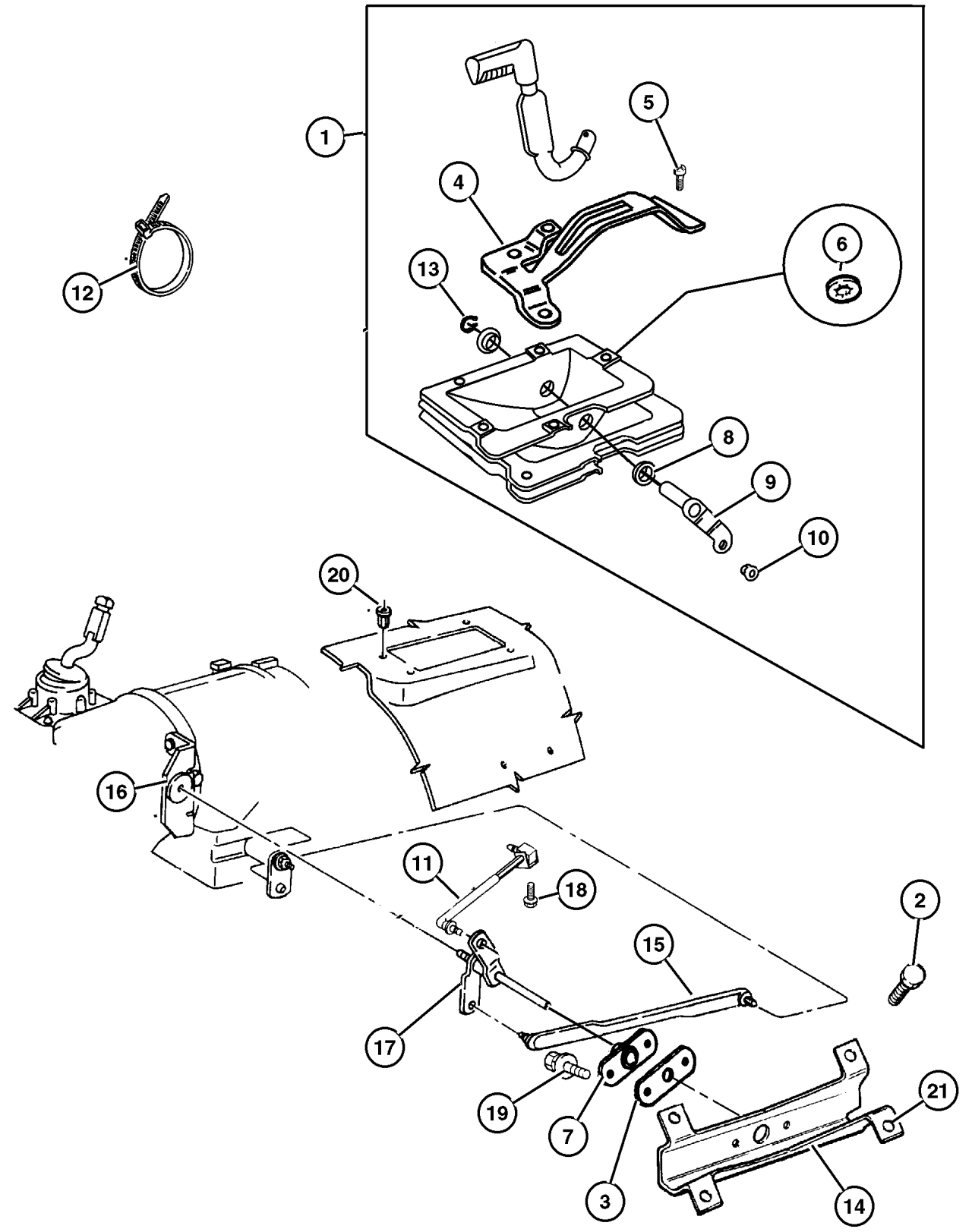
ITEM	PART NUMBER	QTY	LINE	SERIES	ENGINE	TRANS	DESCRIPTION
NOTE; Sales Codes =European Equipment Group---SAA=Manual Steering---SBA=Power Steering							
[DBB] = All Manual Transmissions =European Equipment Group---SAA=Manual Steering---SBA=Power Steering							
[DG0] = All Automatic Transmissions =European Equipment Group---SAA=Manual Steering---SBA=Power Steering							
[EP0] = All 2.5L 4 Cylinder Gas Engines =European Equipment Group---SAA=Manual Steering---SBA=Power Steering							
[ER0] = All 4.0L 6 Cylinder Gas Engines =European Equipment Group---SAA=Manual Steering---SBA=Power Steering							
1							SHIFTER, Transfer Case
	52104 080AC	1	J				
	52104 081AC	1	U				
2	6503 811	4					BOLT, Hex Head, M6x1.00x20.00
3	5300 5154	1					GASKET, Gearshift Control Rod
4							GATE, Transfer Case Shifter (NOT REQUIRED) (NOT SERVICED)
5							SCREW, Hex Head, M5x0.8x16.00 (NOT REQUIRED) (NOT SERVICED)
6	6100 839	2					NUT, Push, M5
7	5207 8134	1					BEARING, Transfer Case Shift
8							BUSHING, Shift Control
	5300 0639	2	J				
		2	U				RHD
9							LEVER, Transfer Case Shifter
	53005 150AB	1	J				
		1	U				RHD
10							GROMMET, Control Rod Front
	3575 333	1	J				
		1	U				
11	5210 4073	1					ROD, Gear Shift Control, Transfer Case
12							STRAP, Retaining
	J369 3058	1	J				
		1	U				RHD
13							SNAP RING
	1150 5389	1	J				
		1	U				
14	52104 017AB	1					BRACKET, Torque Shaft
15							ROD, Gear Shift Control, Transfer Case
	5207 8603	1			ER0	DG0	
		1			EP0		
16							BRACKET, Torque Shaft
	5207 8910	1			ER0	DBB	
	5207 8706	1			ER0	DG0	
		1			EP0		
17	5207 8872	1					ROD, Gear Shift Control, Transfer Case

JEEP WRANGLER (TJ)

SERIES	LINE	BODY	ENGINE	TRANSMISSION
H = Sport	J = Wrangler 4WD	77 = 93.4 WB	EPE, EP0 = 2.5L Power Tech	DGG, DGD = 32RH 3 Spd. Auto.
L = SE	U = Wrangler 4WD (RHD)		ERH, ER0 = 4.0L Power Tech	DDQ = 5 Spd. Manual
P = Sahara				DDD = 5 Speed HD Manual
				DG0 = Auto. Trans.
				DBB = Manual Trans.

AR = Use as required - = Non illustrated part # = New this model year

May 2, 2002



Group – 21P

Speedometer Pinions

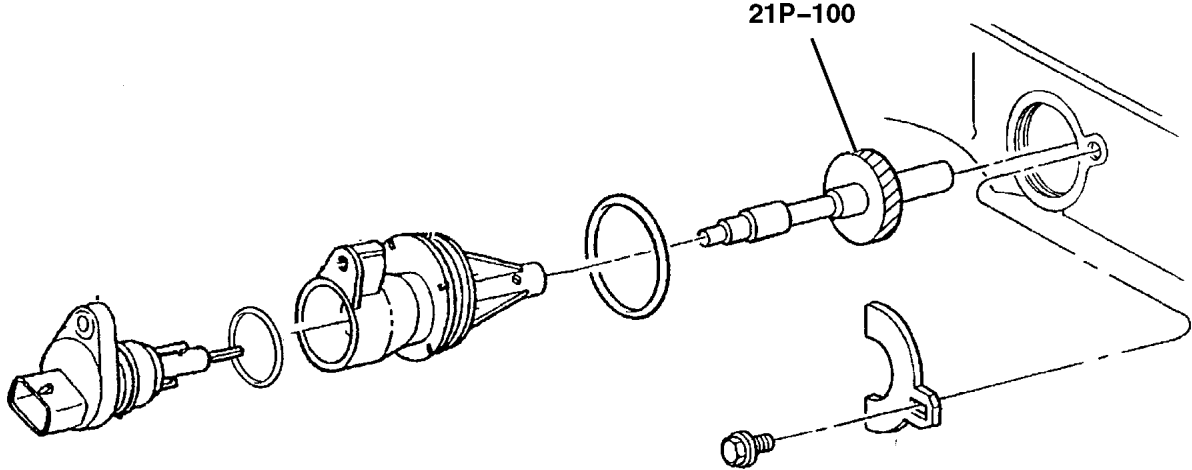
GROUP 21P - Speedometer Pinions

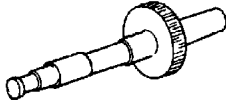
Illustration Title

Group-Fig. No.

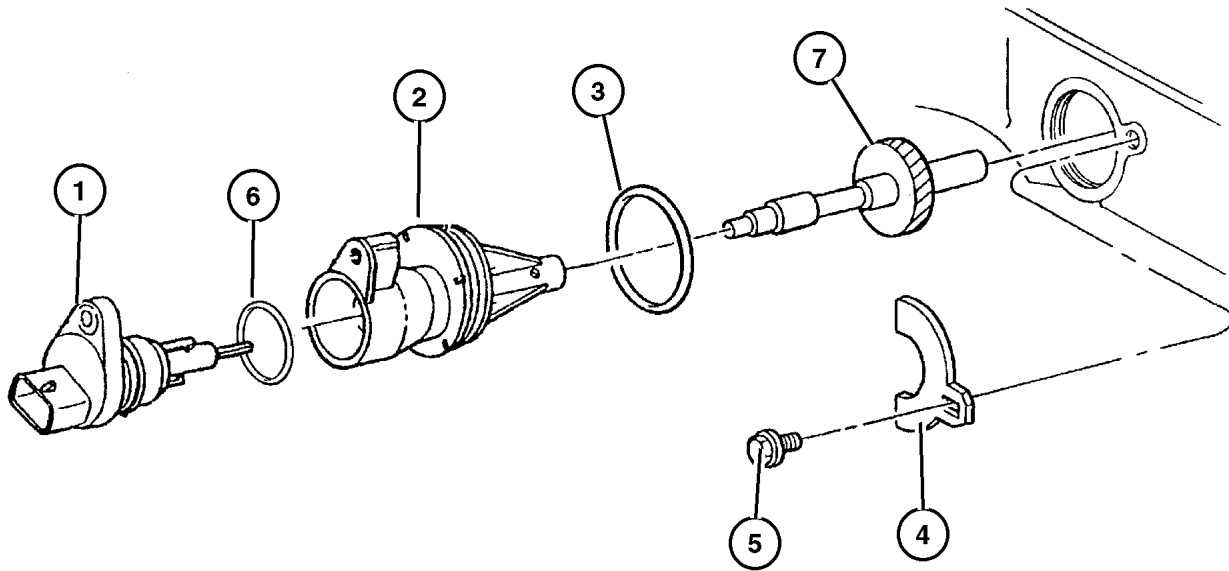
Speedometer Pinions

Speedometer Pinion And Housing Fig. 21P-110



<p>21P-100 Speedometer Pinions</p> 			
---	--	--	--

Speedometer Pinion And Housing Figure 21P-110



ITEM	PART NUMBER	QTY	LINE	SERIES	ENGINE	TRANS	DESCRIPTION
NOTE; Sales Codes =European Equipment Group---SAA=Manual Steering---SBA=Power Steering							
[DGG] = 3 Speed Automatic Transmissions [32 RH] =European Equipment Group---SAA=Manual Steering---SBA=Power Steering							
1	5602 7905	1					SENSOR, Vehicle Speed
2	5206 9315	1					HOUSING, Speedometer Drive Gear
3	6035 709	1					O RING, Trans Speedo Adapter
4	2892 399	1					CLAMP, Speedometer
5	0180 077	1					BOLT, Hex Head, 5/16x18x3/4
6	1556 385	1				DGG	O RING
7							PINION, Speedometer Drive
	5206 7628	1					3.07 AXLE RATIO, 28 Teeth. 30x9.5R15 Wrangler OWL
	5206 7629	1					3.07 AXLE RATIO, 29Teeyh. All 225/245 Tires.
	5206 7631	1					3.07 AXLE RATIO, 31 Teeth, All 205 Tires.
	5206 7634	1					3.73 AXLE RATIO, 34 Teeth, 30x9.5R15 Wrangler OWL Goodyear Tires.
	5206 7636	1					3.73 AXLE RATIO, 36 Teeth, P225/70R16 BSW VSB All(.P225/75R15 OWL Wrangler.P215/75R15 Wrangler.P215/75R15 OWL All TER. Goodyear .)
	5206 7637	1					3.73 AXLE RATIO, 37 Teeth, P205/75R15 Wrangler RT, Goodyear Tires
	5206 7639	1					4.11 AXLE RATIO, 39 Teeth,All 225/245 Tires
	5206 7640	1					4.11 AXLE RATIO, 40 Teeth, All 215 Tires. P225/70R16 BSW VSB All.
	5206 7641	1					4.11 AXLE RATIO, 41 Teeth, All 205 Tires.

JEEP WRANGLER (TJ)

SERIES	LINE	BODY	ENGINE	TRANSMISSION
H = Sport	J = Wrangler 4WD	77 = 93.4 WB	EPE, EP0 = 2.5L Power Tech	DGG, DGD = 32RH 3 Spd. Auto.
L = SE	U = Wrangler 4WD (RHD)		ERH, ER0 = 4.0L Power Tech	DDQ = 5 Spd. Manual
P = Sahara				DDD = 5 Speed HD Manual
				DG0 = Auto. Trans.
				DBB = Manual Trans.

AR = Use as required - = Non illustrated part # = New this model year

May 2, 2002

Group – 022

Wheels, Covers and Jacks

GROUP 22 - Wheels, Covers and Jacks

Illustration Title

Group-Fig. No.

Wheels and Hardware

Wheels Fig. 022-110

Wheel Covers and Center Caps

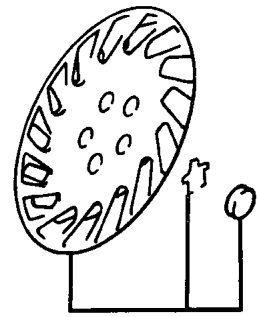
Caps And Covers Fig. 022-210

Jack Stowage

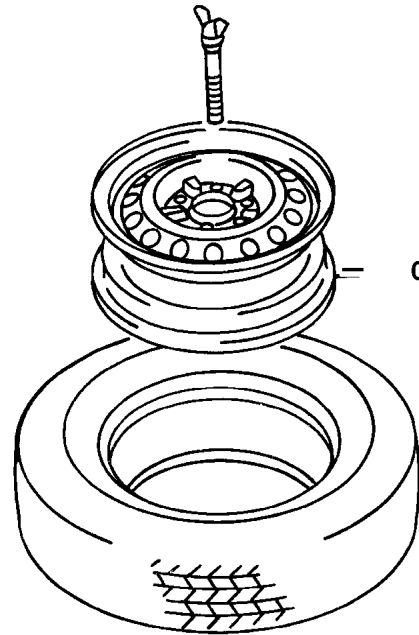
Jack And Storage Fig. 022-310

Spare Tire Stowage

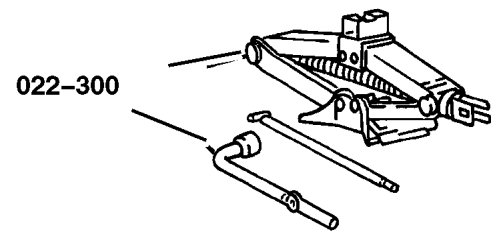
Wheel, Spare Tailgate Mounted Fig. 022-410




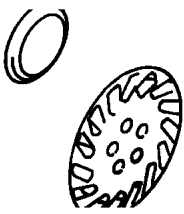
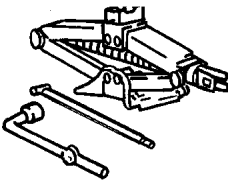

022-200




022-100



022-300

<p>022-100 Wheels and Hardware</p> 	<p>022-200 Wheel Covers and Center Caps</p> 	<p>022-300 Jack Stowage</p> 	<p>022-400 Spare Tire Stowage</p> 
---	--	---	--

Wheels Figure 022-110



ITEM	PART NUMBER	QTY	LINE	SERIES	BODY	DESCRIPTION
Note: Sales Code WJK = 15x6.0 Steel Wheels =European Equipment Group---SAA=Manual Steering---SBA=Power Steering						
Note: Sales Code WJ5 = 15x7.0 Steel Wheels =European Equipment Group---SAA=Manual Steering---SBA=Power Steering						
Note: Sales Code WJ1 = 15x7.0 Aluminum Wheels =European Equipment Group---SAA=Manual Steering---SBA=Power Steering						
Note: Sales Code WJ9 = 15x8.0 Aluminum Wheels =European Equipment Group---SAA=Manual Steering---SBA=Power Steering						
Note: Sales Code WJU = 16x8.0 Aluminum Wheels =European Equipment Group---SAA=Manual Steering---SBA=Power Steering						
1	5208 8140	1				WHEEL, Steel, 15x6 JJ Steel (WJK)
2	5FV63 S4AAC	4				WHEEL, Steel, 15x7 JJ Steel (WJ5)
3	5DR1 9TAE	4				WHEEL, Aluminum, 15x7 Aluminum (WJ1)
4	5GC81 TAEAA	4				WHEEL, Aluminum, 15x8 Aluminum (WJX)
5	5FG56 PAKAB	4				WHEEL, Aluminum, 16x7 Aluminum (WJU)
6	5GK75 PAKAA	4				WHEEL, Aluminum, [WDF]
7	6036 310AA	23				NUT, Wheel, .50x20

JEEP WRANGLER (TJ)				
SERIES	LINE	BODY	ENGINE	TRANSMISSION
H = Sport	J = Wrangler 4WD	77 = 93.4 WB	EPE, EP0 = 2.5L Power Tech	DGG, DGD = 32RH 3 Spd. Auto.
L = SE	U = Wrangler 4WD (RHD)		ERH, ER0 = 4.0L Power Tech	DDQ = 5 Spd. Manual
P = Sahara				DDD = 5 Speed HD Manual
				DG0 = Auto. Trans.
				DBB = Manual Trans.

AR = Use as required - = Non illustrated part # = New this model year

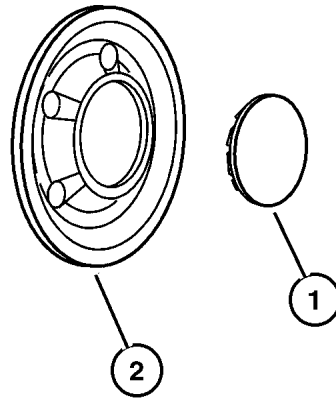
May 2, 2002

Caps And Covers
Figure 022-210

ITEM	PART NUMBER	QTY	LINE	SERIES	BODY	DESCRIPTION
------	-------------	-----	------	--------	------	-------------

Note: Sales Code WJ9 = 15x8.0 Aluminum Wheels =European Equipment Group---SAA=Manual Steering---SBA=Power Steering
 Note: Sales Code WJ5 = 15x7.0 Steel Wheels =European Equipment Group---SAA=Manual Steering---SBA=Power Steering
 Note: Sales Code WJ1 = 15x7.0 Aluminum Wheels =European Equipment Group---SAA=Manual Steering---SBA=Power Steering
 Note: Sales Code WJ9 = 15x8.0 Aluminum Wheels =European Equipment Group---SAA=Manual Steering---SBA=Power Steering

1	5DY0 7TAE	4				CAP, Wheel Center
2						CAP, Wheel Center
	5208 9008	4				WJK
	5CF3 4L4A	4				[WJ5]
	5DY0 7TAK	1				[WDU,WDF]
-3	5CF9 7L3X	4				CAP, Wheel Center, Brushed Aluminum "Jeep" Name, WJX

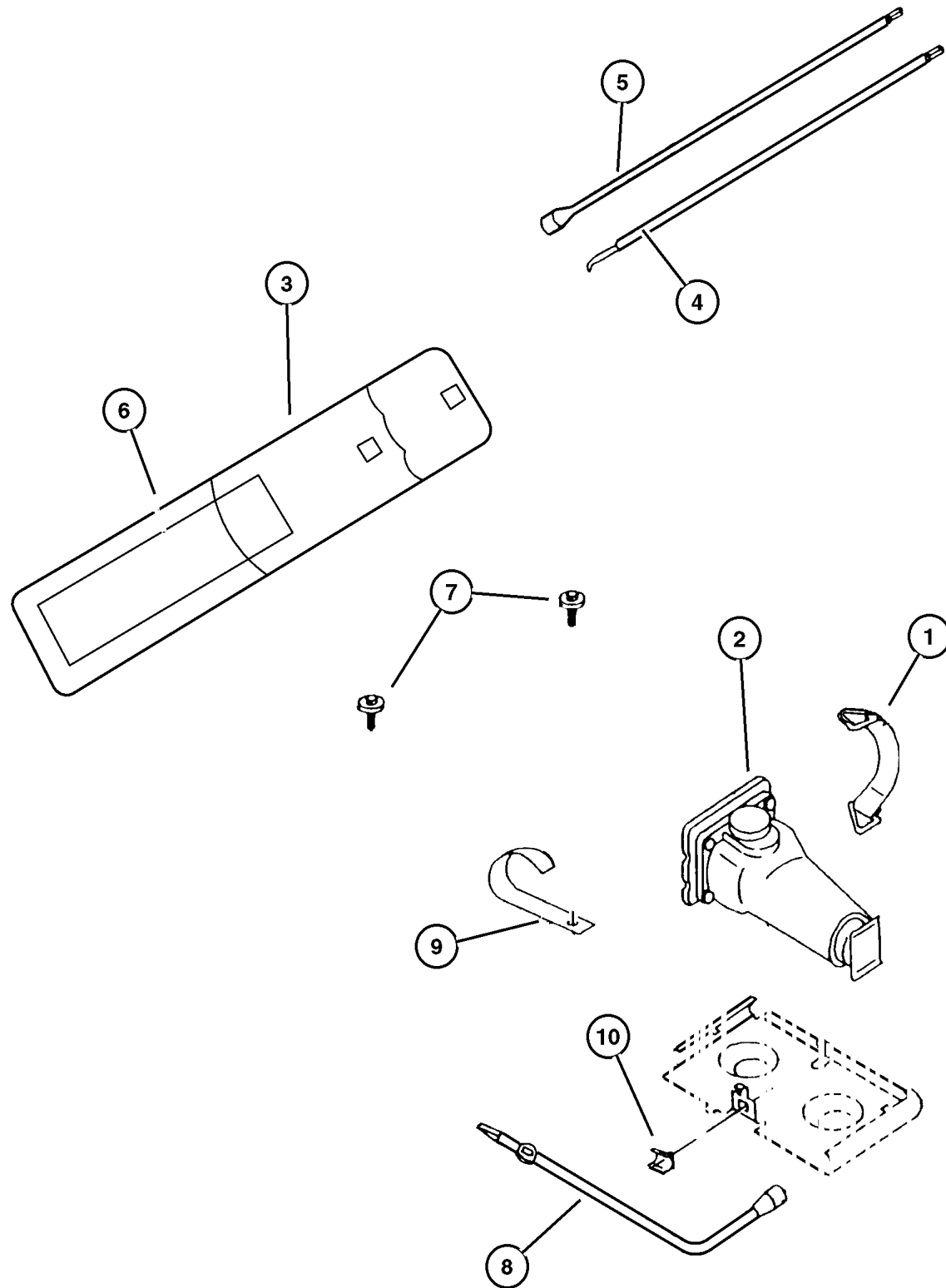


JEEP WRANGLER (TJ)				
SERIES	LINE	BODY	ENGINE	TRANSMISSION
H = Sport	J = Wrangler 4WD	77 = 93.4 WB	EPE, EP0 = 2.5L Power Tech	DGG, DGD = 32RH 3 Spd. Auto.
L = SE	U = Wrangler 4WD (RHD)		ERH, ER0 = 4.0L Power Tech	DDQ = 5 Spd. Manual
P = Sahara				DDD = 5 Speed HD Manual
				DG0 = Auto. Trans.
				DBB = Manual Trans.

AR = Use as required - = Non illustrated part # = New this model year

May 2, 2002

Jack And Storage
Figure 022-310



ITEM	PART NUMBER	QTY	LINE	SERIES	BODY	DESCRIPTION
1	5203 8254	1				STRAP, Jack Storage
2	52058 912AB	1				JACK
3	52059 162AB	1				BAG, Jack Tool Storage
4	52058 905AB	1				EXTENSION, Jack Handle
5	52088 133AB	1				HANDLE, Jack
6						LABEL, Serviced in #3, (NOT SERVICED)
7	6504 616	2				SCREW, M4.2x1.41
8	5205 8907	1				WRENCH, Wheel Lug Nut
9	5205 9047	2				STRAP, Jack Tool Storage
10	6504 697	1				CLIP, Lug Wrench

JEEP WRANGLER (TJ)

SERIES
H = Sport
L = SE
P = Sahara

LINE
J = Wrangler 4WD
U = Wrangler 4WD (RHD)

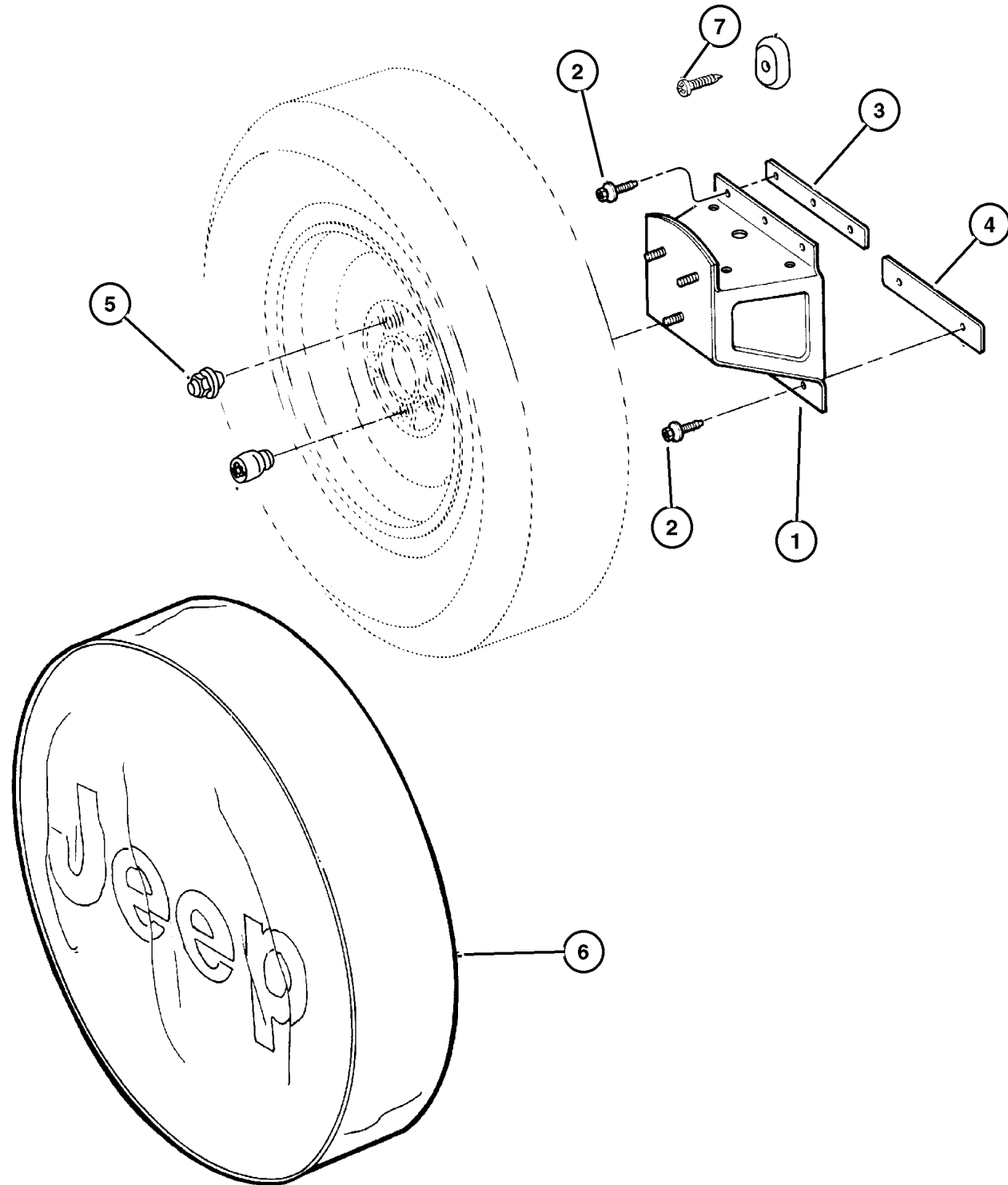
BODY
77 = 93.4 WB

ENGINE
EPE, EP0 = 2.5L Power Tech
ERH, ER0 = 4.0L Power Tech

TRANSMISSION
DGG, DGD = 32RH 3 Spd. Auto.
DDQ = 5 Spd. Manual
DDD = 5 Speed HD Manual
DG0 = Auto. Trans.
DBB = Manual Trans.

Wheel, Spare Tailgate Mounted
Figure 022-410

ITEM	PART NUMBER	QTY	LINE	SERIES	BODY	DESCRIPTION
1	55175 913AC	1				BRACKET, Spare Tire
2	6035 053	5				SCREW AND WASHER, Hex Head, .312-18x1.125
3	55010 841AB	1				GASKET, Spare Tire Bracket, Upper Carrier
4	55010 928AB	1				GASKET, Spare Tire Bracket, Lower Carrier
5	6036 310AA	23				NUT, Wheel, .50x20
6						COVER, Spare Tire
	5FF5 5TX7	1		H, L		Black, 'Saraha' Europe
	5FF4 7TX7	1		H, L		Black
	5GZ57 1K9AA	1		P		Spice, 'Saraha' Europe
		1		P		Spice, with [ACG] Tire Group
7						SCREW, (NOT SERVICED)



JEEP WRANGLER (TJ)

SERIES	LINE	BODY	ENGINE	TRANSMISSION
H = Sport	J = Wrangler 4WD	77 = 93.4 WB	EPE, EP0 = 2.5L Power Tech	DGG, DGD = 32RH 3 Spd. Auto.
L = SE	U = Wrangler 4WD (RHD)		ERH, ER0 = 4.0L Power Tech	DDQ = 5 Spd. Manual
P = Sahara				DDD = 5 Speed HD Manual
				DG0 = Auto. Trans.
				DBB = Manual Trans.

AR = Use as required - = Non illustrated part # = New this model year

May 2, 2002

Group – 23D

Wiper/Lock Cylinder and Keys

GROUP 23D - Wiper/Lock Cylinder and Keys

Illustration Title

Group-Fig. No.

Lock Cylinders and Keys

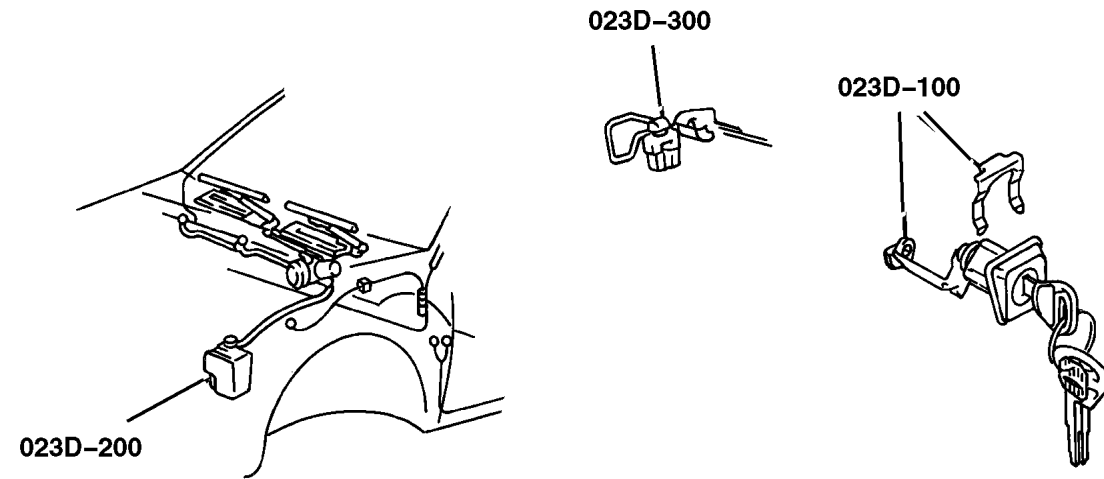
Lock Cylinders & Keys Fig. 23D-105

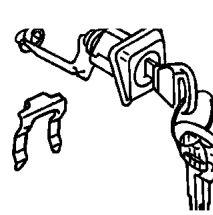
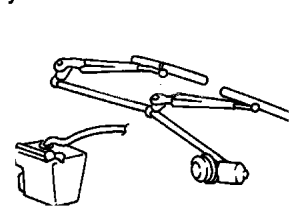
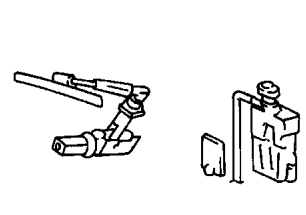
Windshield Wiper and Washer Systems

Wiper System Front Fig. 23D-205

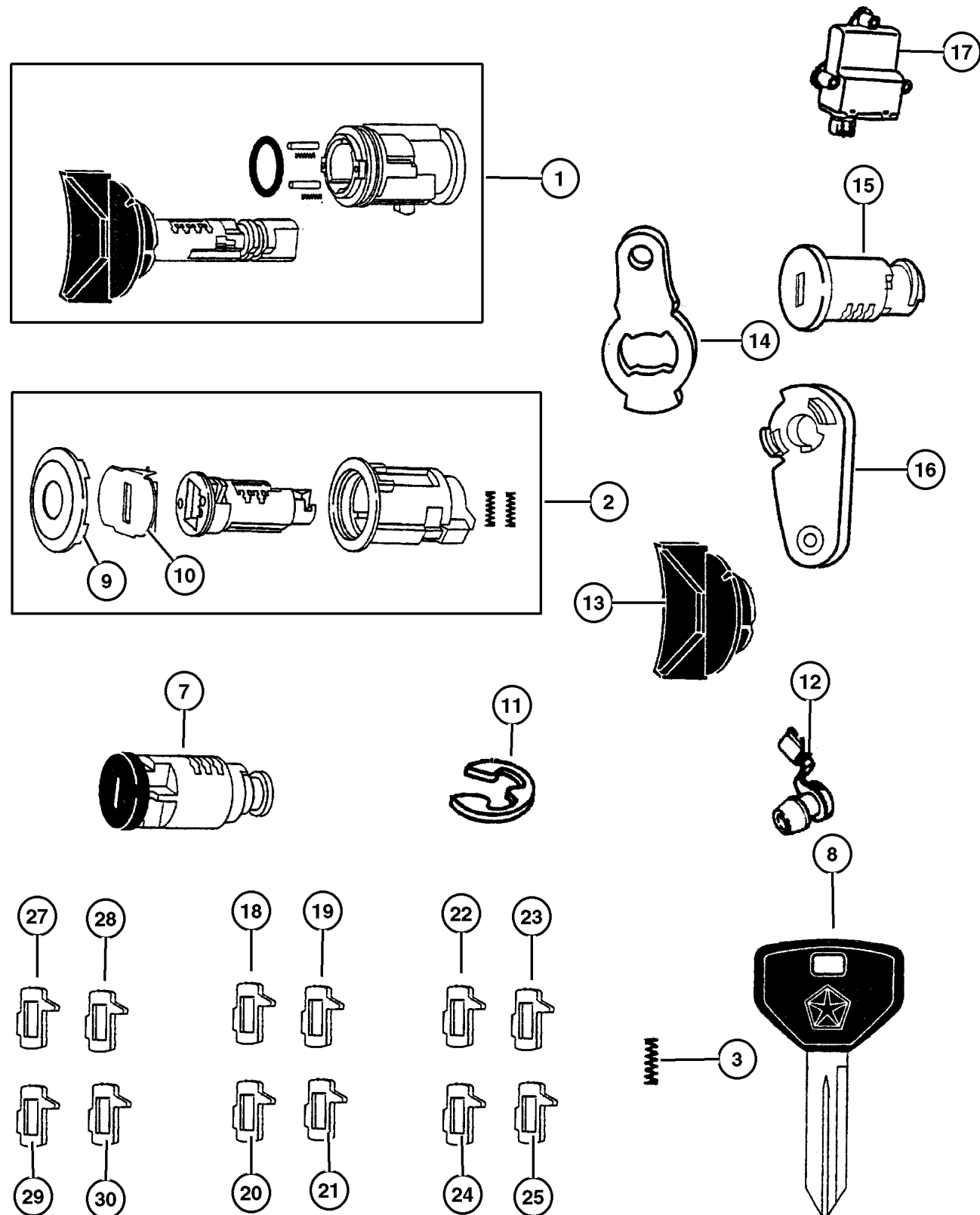
Rear Wiper and Washer System

Rear Wiper System Fig. 23D-305



<p>23D-100 Lock Cylinders and Keys</p> 	<p>23D-200 Windshield Wiper and Washer Systems</p> 	<p>23D-300 Rear Wiper and Washer System</p> 	
---	---	---	--

Lock Cylinders & Keys Figure 23D-105



ITEM	PART NUMBER	QTY	LINE	BODY	DESCRIPTION
NOTE: ALL CYLINDERS ARE UNCODED =European Equipment Group---SAA=Manual Steering---SBA=Power Steering					
1	5003 843AB	1			CYLINDER, Ignition Lock
2	4778 123	1			CYLINDER, Door Lock, Doors & Tailgate
3	4378 793	1			SPRING, Cylinder Return
-4	5010 883AB	1			SPRING, Ignition Tumbler, Sidebar
-5	5507 4799	1			GASKET, Door Lock Cylinder, Black, Door Lock Cylinder (Black)
-6	2583 377	1			RETAINER, Door Lock Cylinder, Half Door
7	4746 315	1			CYLINDER, Glove Box Lock
8					KEY, Master
	#5018 699AA	2			Sentry Key
	#5018 700AA	2			w/Full Door & Full Floor Console
	55077 096AA	2			w/Half Door & w/o Full Floor Console
9	5257 148	1			CAP, Door Lock Cylinder, Black
10	4778 150	1			SHUTTER, Door, Deck and Liftgate, Bright
11	6026 125	1			CLIP, Retainer
12					CLIP, Latch
	4658 444	1			Purple
	4658 445	1			Orange
13					KNOB, Ignition Cylinder, Black Plastic, Serviced w/Cylinder, (NOT SERVICED)
14	5507 5824	1			LEVER, Door Lock Cylinder, Tailgate
15	4746 305	1			CYLINDER, Console Lock
16	5507 6307	1			LEVER, Door Lock
17	#56010 209AB	1			MODULE, Immobilizer
18	5010 879AA	1			TUMBLER, Ignition Number 1, Sidebar
19	5010 880AA	1			TUMBLER, Ignition Number 2, Sidebar
20	5010 881AA	1			TUMBLER, Ignition Number 3, Sidebar
21	5010 882AA	1			TUMBLER, Ignition Number 4, Sidebar
22	5257 132	1			TUMBLER, Ignition Number 1, use with console and glove box cylinders
23	5257 133	1			TUMBLER, Ignition Number 2, use with console and glove box cylinders
24	5257 134	1			TUMBLER, Ignition Number 3, use with console and glove box cylinders
25	5257 135	1			TUMBLER, Ignition Number 4, use with console and glove box cylinders
-26	4778 121	1			SPRING, Door and Deck Tumbler
27	4778 117	1			TUMBLER, Door and Deck Number 1, Wide
28	4778 118	1			TUMBLER, Door and Deck Number 2, Wide
29	4778 119	1			TUMBLER, Door and Deck Number 3, Wide
30	4778 120	1			TUMBLER, Door and Deck Number 4, Wide

JEEP WRANGLER (TJ)

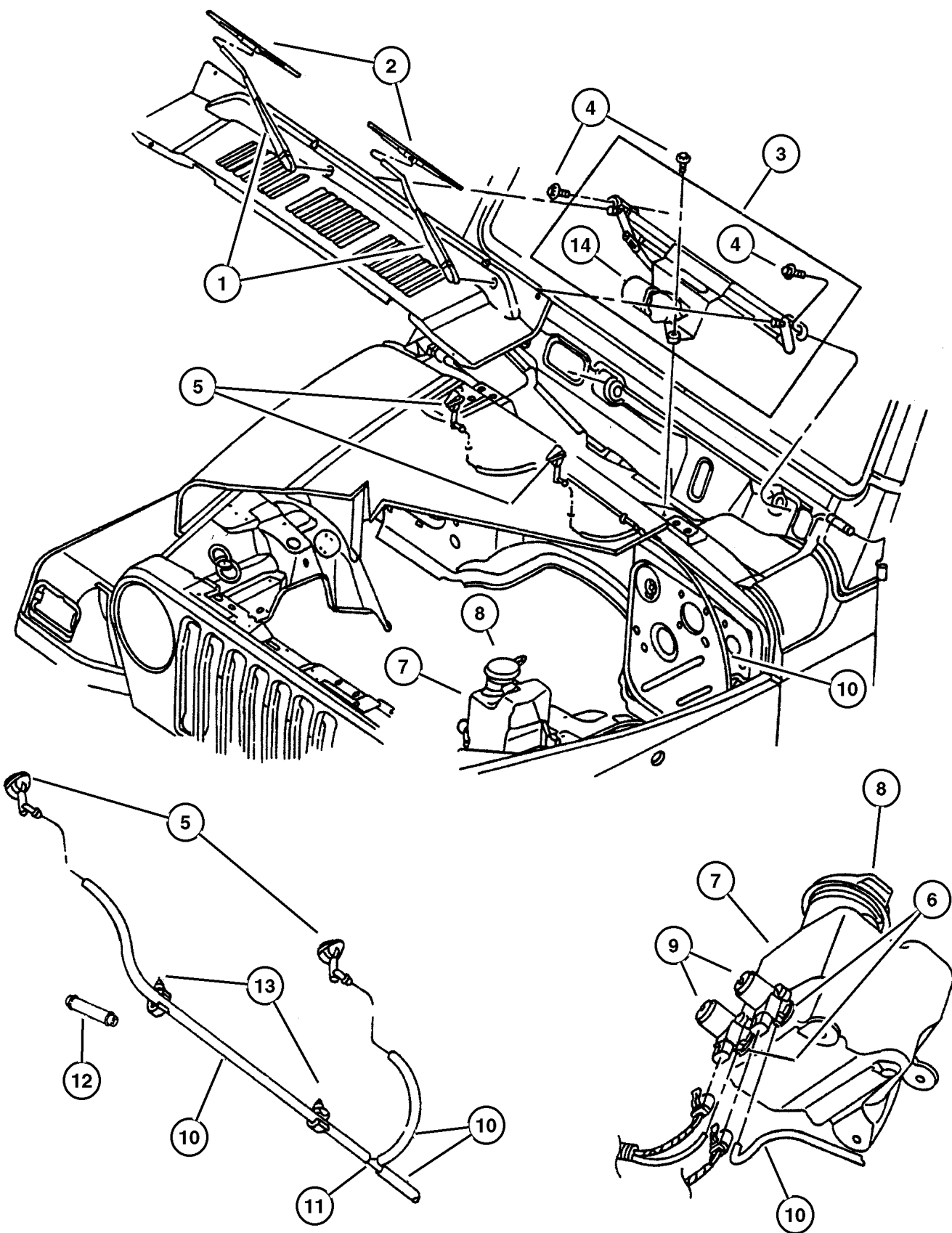
SERIES	LINE	BODY	ENGINE	TRANSMISSION
H = Sport	J = Wrangler 4WD	77 = 93.4 WB	EPE, EP0 = 2.5L Power Tech	DGG, DGD = 32RH 3 Spd. Auto.
L = SE	U = Wrangler 4WD (RHD)		ERH, ER0 = 4.0L Power Tech	DDQ = 5 Spd. Manual
P = Sahara				DDD = 5 Speed HD Manual
				DG0 = Auto. Trans.
				DBB = Manual Trans.

AR = Use as required - = Non illustrated part # = New this model year

May 2, 2002

**Wiper System Front
Figure 23D-205**

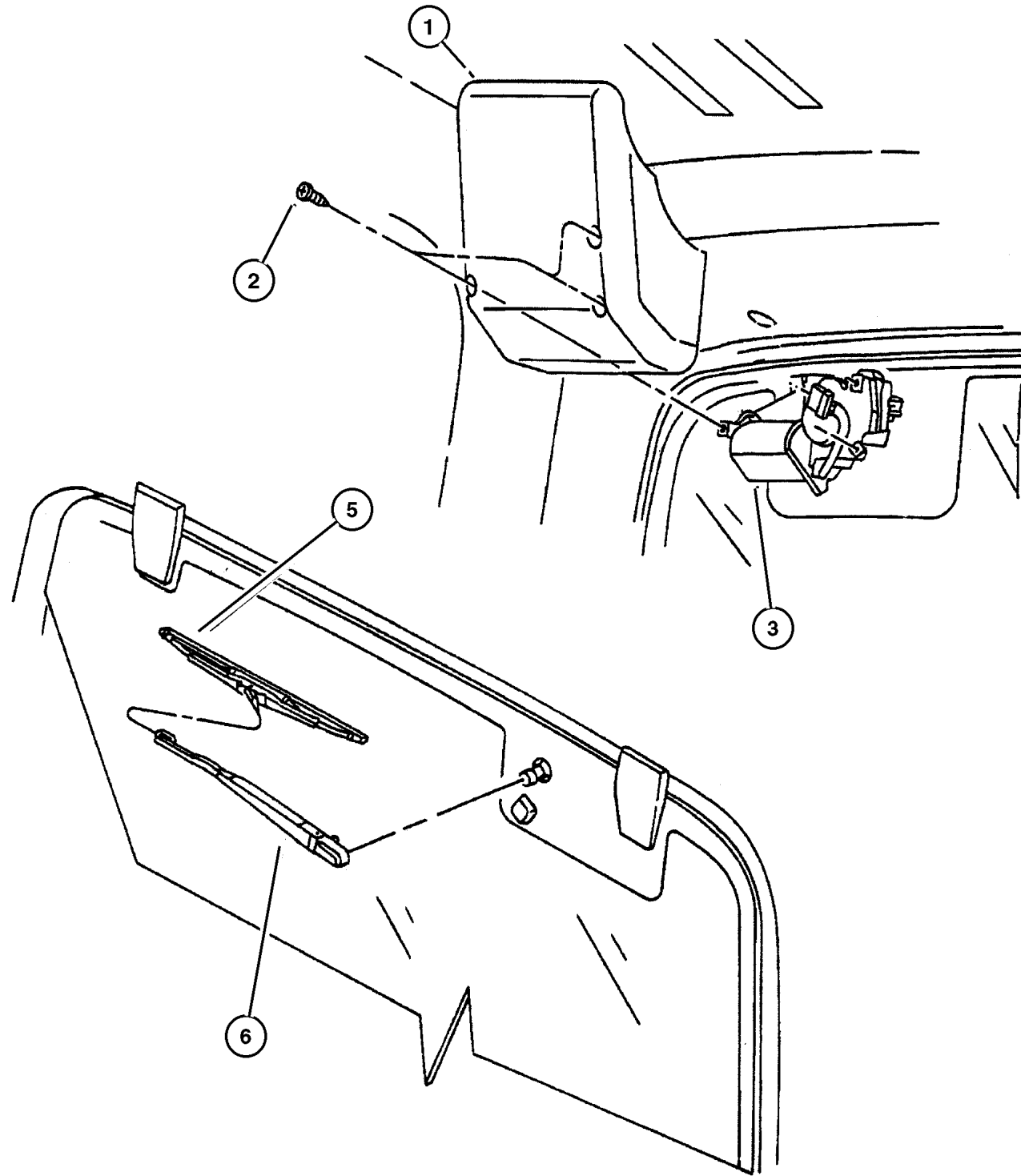
ITEM	PART NUMBER	QTY	LINE	BODY	DESCRIPTION
1					ARM, Wiper
	5515 5658	2	J		
	5515 5659	2	U		
2	55154 762AC	2			BLADE, Wiper
3					MODULE, Wiper
	5515 4766	1	J		
	5515 4768	1	U		
4	6100 568	3			BOLT AND WASHER, Implement Attaching
5	5515 4938	2			NOZZLE, Washer, Windshield
6	5013 755AA	1			GROMMET, Washer Reservoir
7					RESERVOIR, Washer
	4874 393	1			w/Dual Pump
	4874 394	1			w/Single Pump
8	4874 395	1			CAP, Washer Reservoir Filler, w/Gasket
9	4797 695	1			PUMP, Washer, Windshield
10	HWV0 0532	1			HOSE, Washer And Vacuum, 50 Foot Roll 5/32"
11	J321 0891	1			TEE, Washer Hose
12	4805 010	2			CHECK VALVE, Washer
13	5288 255	2			CLIP, Hood Washer Hose
14					MOTOR, Wiper
	4864 892	1	J		Windshield Wiper
		1	U		Windshield Wiper



JEEP WRANGLER (TJ)

SERIES	LINE	BODY	ENGINE	TRANSMISSION
H = Sport	J = Wrangler 4WD	77 = 93.4 WB	EPE, EP0 = 2.5L Power Tech	DGG, DGD = 32RH 3 Spd. Auto.
L = SE	U = Wrangler 4WD (RHD)		ERH, ER0 = 4.0L Power Tech	DDQ = 5 Spd. Manual
P = Sahara				DDD = 5 Speed HD Manual
				DG0 = Auto. Trans.
				DBB = Manual Trans.

Rear Wiper System Figure 23D-305



ITEM	PART NUMBER	QTY	LINE	BODY	DESCRIPTION
1	5515 5030	1			COVER, Wiper Motor
2					SCREW, 164-18X.750 (Not Serviced) , (NOT SERVICED)
3	55155 322AB	1			MOTOR, Wiper
-4	4883 521AA	1			NUT, Rear Wiper Motor
5	5515 5445	1			BLADE, Wiper
6	5515 5660	1			ARM, Wiper, Rear
-7	5517 6464	1			GROMMET, Wiper Motor And Bracket
-8	4883 520AA	1			NOZZLE, Liftgate Washer
-9	5515 5457	1			CHECK VALVE, Washer
-10	5600 3982	1			PLUG, Sealing
-11	5515 4545	1			WASHER, Between Glass & Motor
-12	5515 4556	1			SPACER, Wiper Motor, Triangle Shaped
-13	5600 3682	1			NUT, Hex Flange, M16

JEEP WRANGLER (TJ)				
SERIES	LINE	BODY	ENGINE	TRANSMISSION
H = Sport	J = Wrangler 4WD	77 = 93.4 WB	EPE, EP0 = 2.5L Power Tech	DGG, DGD = 32RH 3 Spd. Auto.
L = SE	U = Wrangler 4WD (RHD)		ERH, ER0 = 4.0L Power Tech	DDQ = 5 Spd. Manual
P = Sahara				DDD = 5 Speed HD Manual
				DG0 = Auto. Trans.
				DBB = Manual Trans.

AR = Use as required - = Non illustrated part # = New this model year

May 2, 2002

Group – 024

Air Conditioning & Heater

GROUP 24 - Air Conditioning & Heater

Illustration Title

Group-Fig. No.

Air Conditioner and Heater Units

Hevac Unit Fig. 024-110

Air Conditioner and Heater Plumbing

Hoses, Heater 2.5L Engine Fig. 024-205

Hoses, Heater 2.5L Engine, RHD Fig. 024-210

Hoses, Heater 4.0L Engine Fig. 024-220

Plumbing, Hevac 2.5L Engine Fig. 024-225

Plumbing, Hevac 2.5L Engine, RHD Fig. 024-230

Plumbing, Hevac 4.0L Engine Fig. 024-235

Plumbing, Hevac 4.0L Engine, RHD Fig. 024-240

Seals, A/C Condenser Fig. 024-245

Air Conditioner and Heater Controls

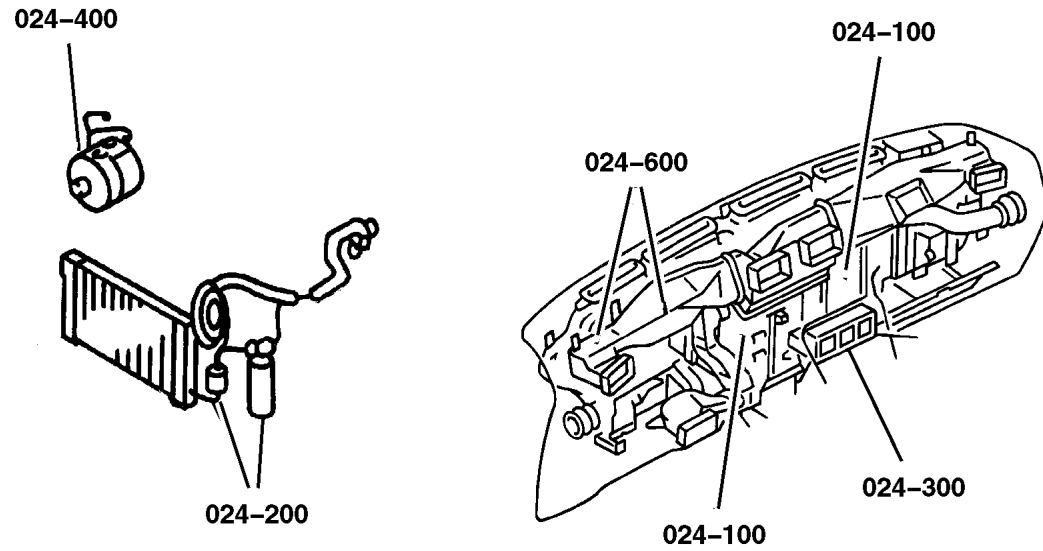
Control, Heater And A/c Fig. 024-310


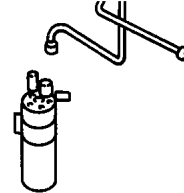
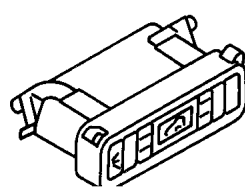
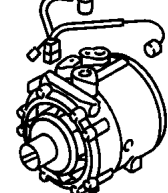
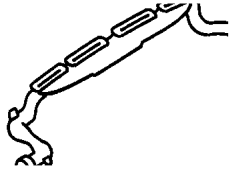
Air Conditioning Compressor

Compressor, Air Conditioning Fig. 024-410

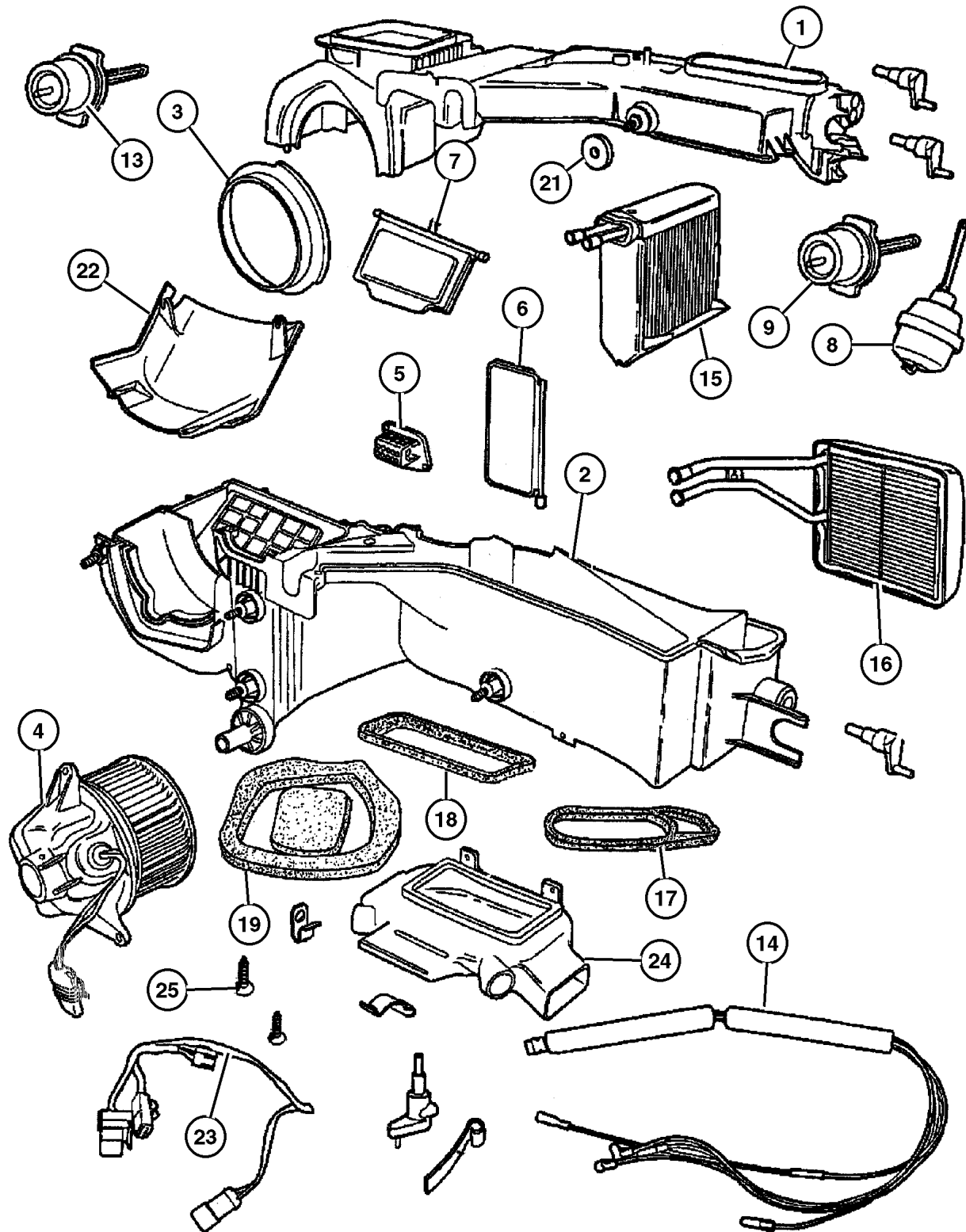
Air Ducts and Outlets

Ducts, Heater And A/c Fig. 024-610



<p>024-100 Air Conditioner and Heater Units</p> 	<p>024-200 Air Conditioner and Heater Plumbing</p> 	<p>024-300 Air Conditioner and Heater Controls</p> 	<p>024-400 Air Conditioning Compressor</p> 
<p>024-600 Air Ducts and Outlets</p> 			

Hevac Unit Figure 024-110



ITEM	PART NUMBER	QTY	LINE	BODY	ENGINE	DESCRIPTION
1						HOUSING, Heater
	5013 731AA	1	J			Upper
	5013 734AA	1	U			Upper
2						HOUSING, A/C Lower
	5014 859AA	1	J			with A/C
	5014 860AA	1	J			without A/C
	5013 738AA	1	U			
3						RING
	4864 951	1	J			Venturi
		1	U			Venturi
4	4886 150AA	1	J			BLOWER
5						RESISTOR, Blower Motor
	4864 957	1	J			
		1	U			
6						DOOR, Blend Air
	5073 553AA	1	J			
	4897 611AA	1	U			
7						DOOR, Fresh Air
	4864 992	1	J			
	4864 993	1	U			
8						ACTUATOR, Vacuum
	4864 994	1	U			
		1	J			
9						ACTUATOR, Vacuum
	4864 995	1	J			
		1	U			
-10						ACTUATOR, Blend Door
	5013 741AA	1	J			
		1	U			
-11						ADAPTER, Blend Door, A/C and Heater
	5013 742AA	1	J			
	5013 743AA	1	U			
-12	5013 745AA	1	J			BRACKET, Blend Door Adapter, A/C and Heater
13						ACTUATOR, Vacuum
	4864 996	1	J			
		1	U			
14						HARNESS, Heater Vacuum
	4864 998AC	1	J			
		1	U			
15						EVAPORATOR KIT, A/C
	4864 999AC	1	J			
	4874 044AC	1	U			

JEEP WRANGLER (TJ)

SERIES
H = Sport
L = SE
P = Sahara

LINE
J = Wrangler 4WD
U = Wrangler 4WD (RHD)

BODY
77 = 93.4 WB

ENGINE
EPE, EP0 = 2.5L Power Tech
ERH, ER0 = 4.0L Power Tech

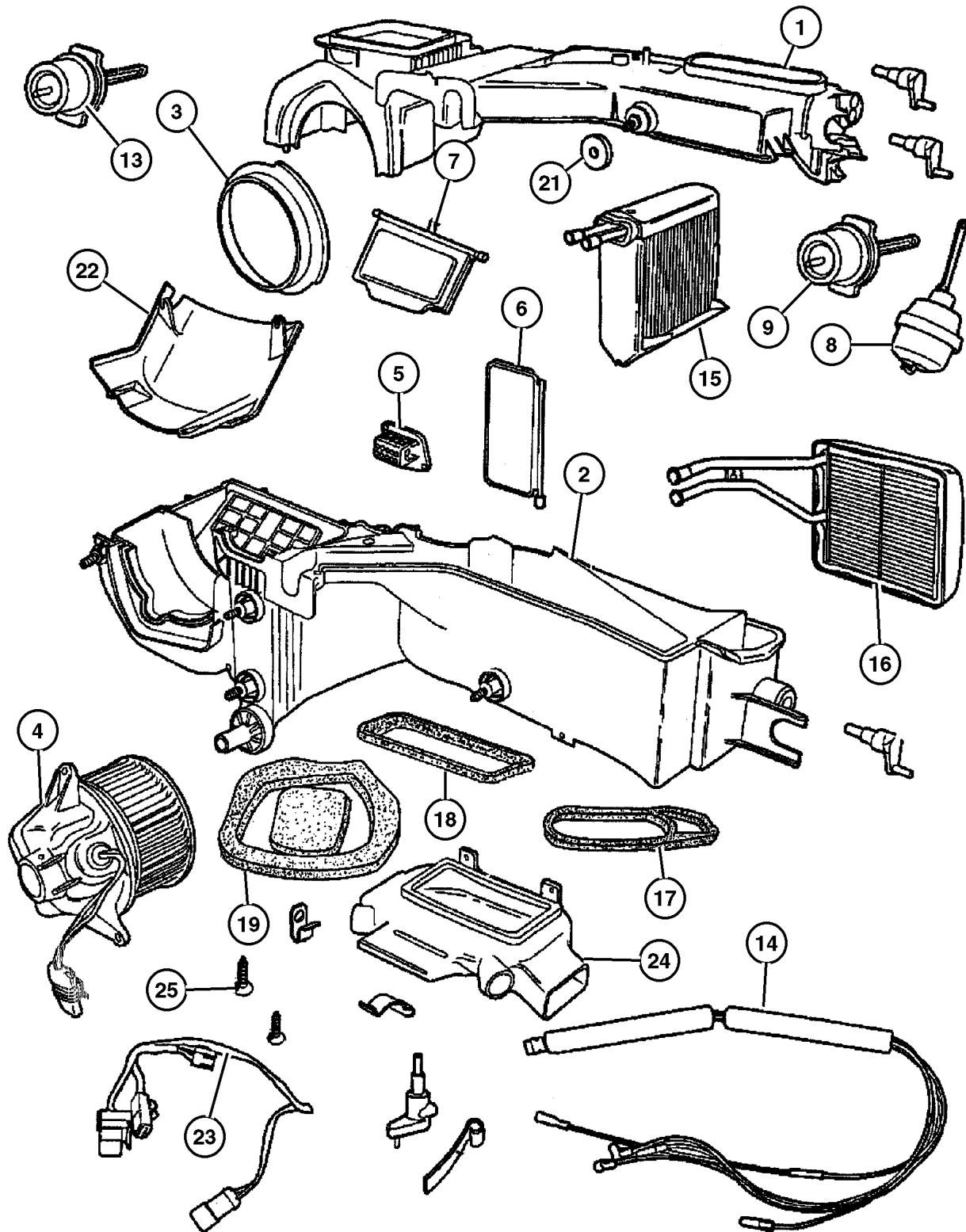
TRANSMISSION
DGG, DGD = 32RH 3 Spd. Auto.
DDQ = 5 Spd. Manual
DDD = 5 Speed HD Manual
DG0 = Auto. Trans.
DBB = Manual Trans.

AR = Use as required - = Non illustrated part # = New this model year

May 2, 2002

Hevac Unit Figure 024-110

ITEM	PART NUMBER	QTY	LINE	BODY	ENGINE	DESCRIPTION
16	4874 045	1	J			CORE, Heater
17						SEAL, Defroster Duct
	4874 064	1	J			
	4874 066	1	U			
18						SEAL, Vent
	4874 068	1	J			
		1	U			
19	4874 069AB	1	J			SEAL KIT, A/C And Heater Unit
20	4874 070AB	1	U			SEAL KIT, A/C And Heater Unit
21	5525 4848	4				WASHER, Sealing
22						COVER, Recirculating Valve
	4874 078	1	J			
	4874 079	1	U			
23						WIRING, Air Conditioning Module
	5013 744AA	1	J			
		1	U			
24						DUCT, Floor Distribution
	4874 088	1	J			
	4874 089	1	U			
25						SCREW, Hex Head, M4.8-1.59x19, (NOT SERVICED)



JEEP WRANGLER (TJ)

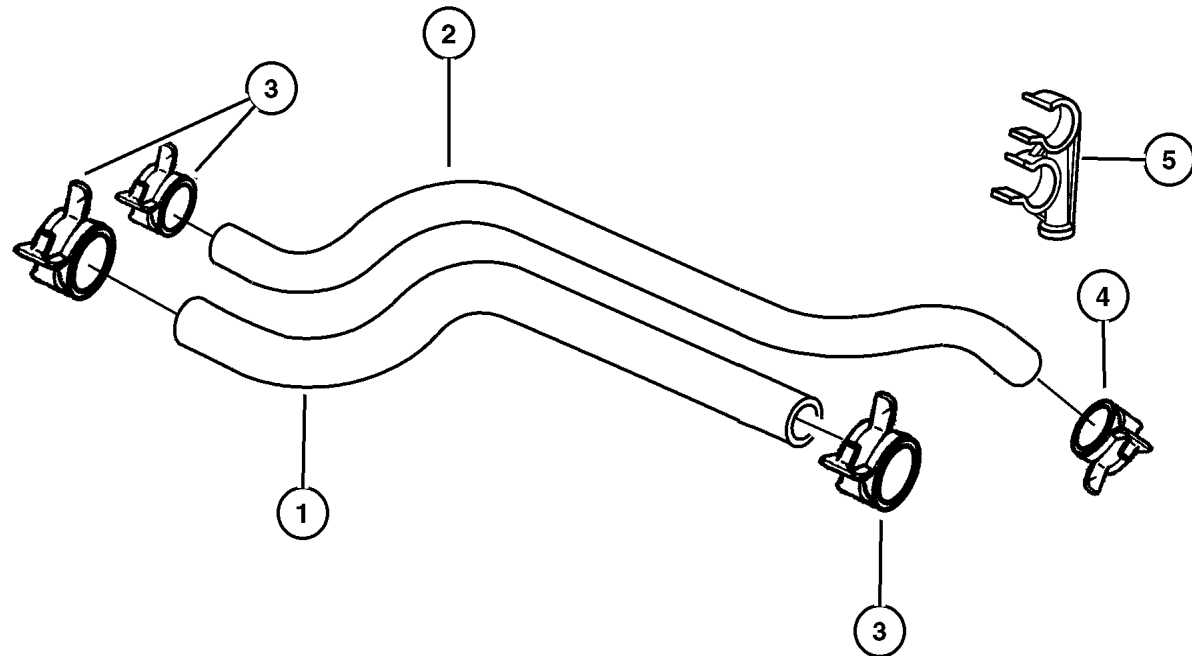
SERIES	LINE	BODY	ENGINE	TRANSMISSION
H = Sport	J = Wrangler 4WD	77 = 93.4 WB	EPE, EP0 = 2.5L Power Tech	DGG, DGD = 32RH 3 Spd. Auto.
L = SE	U = Wrangler 4WD (RHD)		ERH, ER0 = 4.0L Power Tech	DDQ = 5 Spd. Manual
P = Sahara				DDD = 5 Speed HD Manual
				DG0 = Auto. Trans.
				DBB = Manual Trans.

AR = Use as required - = Non illustrated part # = New this model year

May 2, 2002

Hoses, Heater 2.5L Engine Figure 024-205

ITEM	PART NUMBER	QTY	LINE	BODY	ENGINE	DESCRIPTION
Note: Sales Code EP0 = 2.5L Gas Engine =European Equipment Group---SAA=Manual Steering---SBA=Power Steering =European Equipment Group---SAA=Manual Steering---SBA=Power Steering						
1	5503 6379	1	U		EP0	HOSE, Heater Supply
2	5503 6344	1	J		EP0	HOSE, Heater Return, Return
3	4546 298	1	J		EP0	CLAMP, Heater Hose
4	6502 018	2	J		EP0	CLAMP, Hose, M28.9 x 1.60
5	5503 5933	2	U		EP0, ER0	BRACKET, Hose
		1	J		EP0, ER0	



JEEP WRANGLER (TJ)

SERIES	LINE	BODY	ENGINE	TRANSMISSION
H = Sport	J = Wrangler 4WD	77 = 93.4 WB	EPE, EP0 = 2.5L Power Tech	DGG, DGD = 32RH 3 Spd. Auto.
L = SE	U = Wrangler 4WD (RHD)		ERH, ER0 = 4.0L Power Tech	DDQ = 5 Spd. Manual
P = Sahara				DDD = 5 Speed HD Manual
				DG0 = Auto. Trans.
				DBB = Manual Trans.

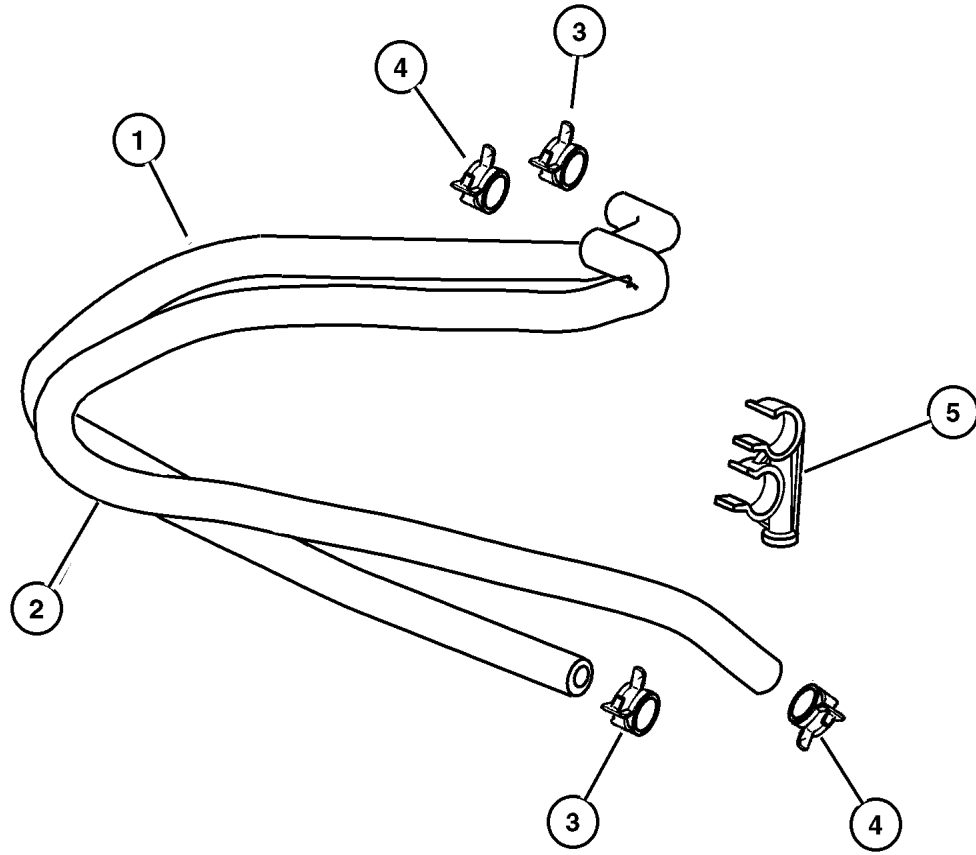
97J24 205

AR = Use as required - = Non illustrated part # = New this model year

May 2, 2002

Hoses, Heater 2.5L Engine, RHD
Figure 024-210

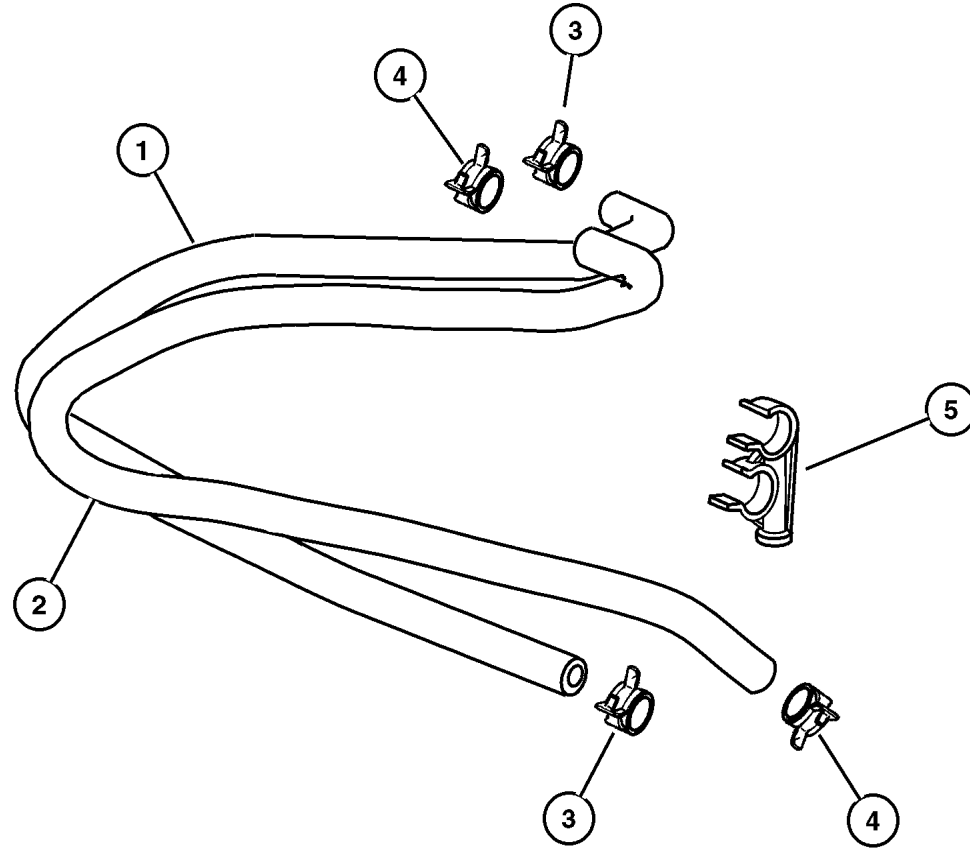
ITEM	PART NUMBER	QTY	LINE	BODY	ENGINE	DESCRIPTION
Note: Sales Code EP0 = 2.5L Gas Engine =European Equipment Group---SAA=Manual Steering---SBA=Power Steering						
1	5503 6481	1	U		EP0	HOSE, Heater Return, Return
2	5503 6379	1	U		EP0	HOSE, Heater Supply, Supply
3	4546 298	1	J		EP0	CLAMP, Heater Hose
4	6502 018	2	J		EP0	CLAMP, Hose, M28.9 x 1.60
5	5503 5933	2	U		EP0, ER0	BRACKET, Hose



JEEP WRANGLER (TJ)		BODY	ENGINE	TRANSMISSION
SERIES	LINE	77 = 93.4 WB	EPE, EP0 = 2.5L Power Tech ERH, ER0 = 4.0L Power Tech	DGG, DGD = 32RH 3 Spd. Auto. DDQ = 5 Spd. Manual DDD = 5 Speed HD Manual DG0 = Auto. Trans. DBB = Manual Trans.
H = Sport	J = Wrangler 4WD			
L = SE	U = Wrangler 4WD (RHD)			
P = Sahara				

AR = Use as required - = Non illustrated part # = New this model year

Hoses, Heater 4.0L Engine Figure 024-220



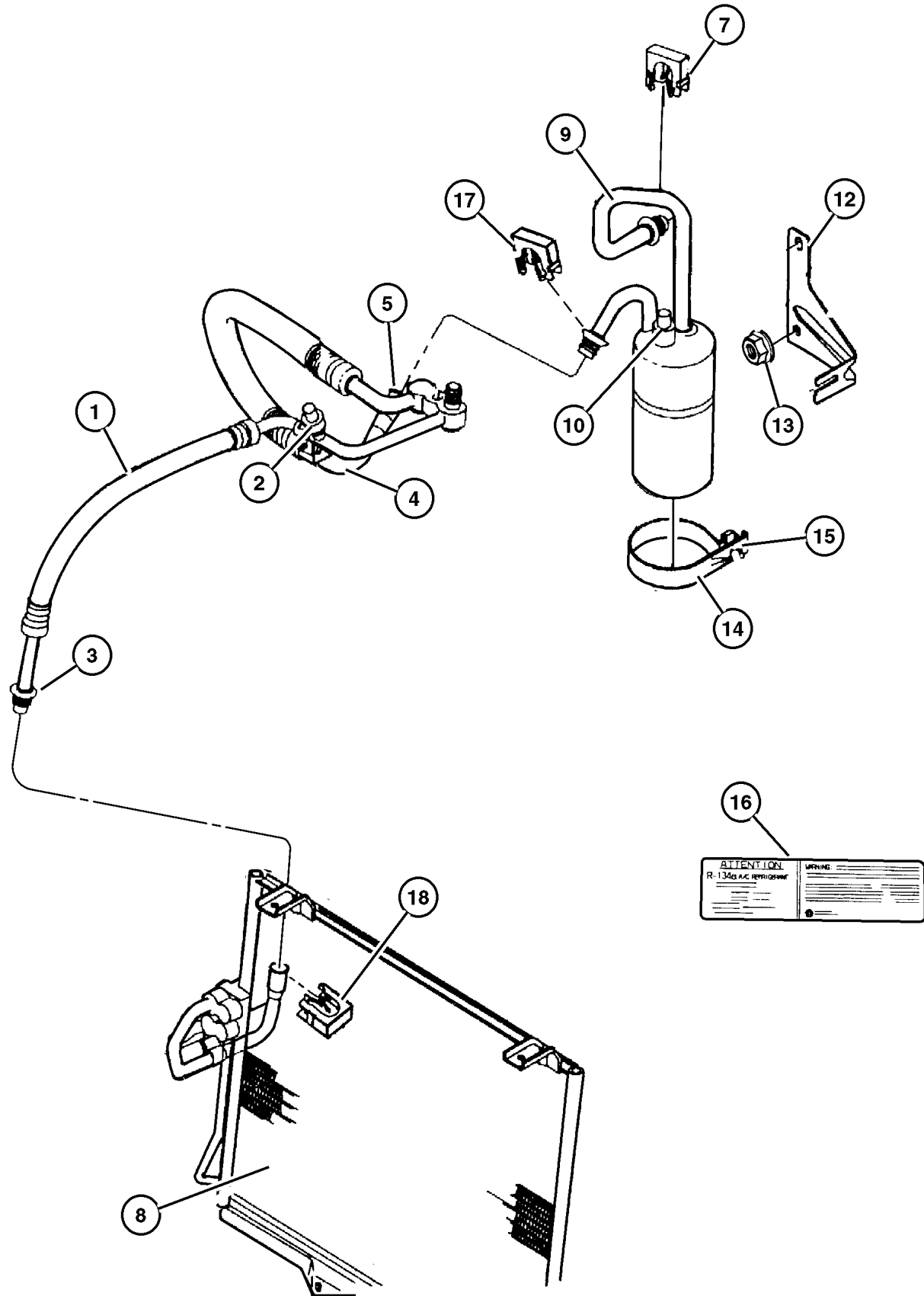
ITEM	PART NUMBER	QTY	LINE	BODY	ENGINE	DESCRIPTION
Note: Sales Code ER0 = 4.0L Gas Engine =European Equipment Group---SAA=Manual Steering---SBA=Power Steering						
1	5503 6382	1	U		ER0	HOSE, Heater Return
	55036 384AB	1	J		ER0	Return
2	5503 6380	1	U		ER0	HOSE, Heater Supply
	5503 6348	1	J		EP0	Supply
3	4546 298	2	J		ER0	CLAMP, Heater Hose
4	6502 018	2	U		ER0	CLAMP, Hose, M28.9 x 1.60
		2	J		ER0	
5	5503 5933	2	U		EP0, ER0	BRACKET, Hose

JEEP WRANGLER (TJ)				
SERIES	LINE	BODY	ENGINE	TRANSMISSION
H = Sport	J = Wrangler 4WD	77 = 93.4 WB	EPE, EP0 = 2.5L Power Tech	DGG, DGD = 32RH 3 Spd. Auto.
L = SE	U = Wrangler 4WD (RHD)		ERH, ER0 = 4.0L Power Tech	DDQ = 5 Spd. Manual
P = Sahara				DDD = 5 Speed HD Manual
				DG0 = Auto. Trans.
				DBB = Manual Trans.

AR = Use as required - = Non illustrated part # = New this model year

May 2, 2002

Plumbing, Hevac 2.5L Engine
Figure 024-225



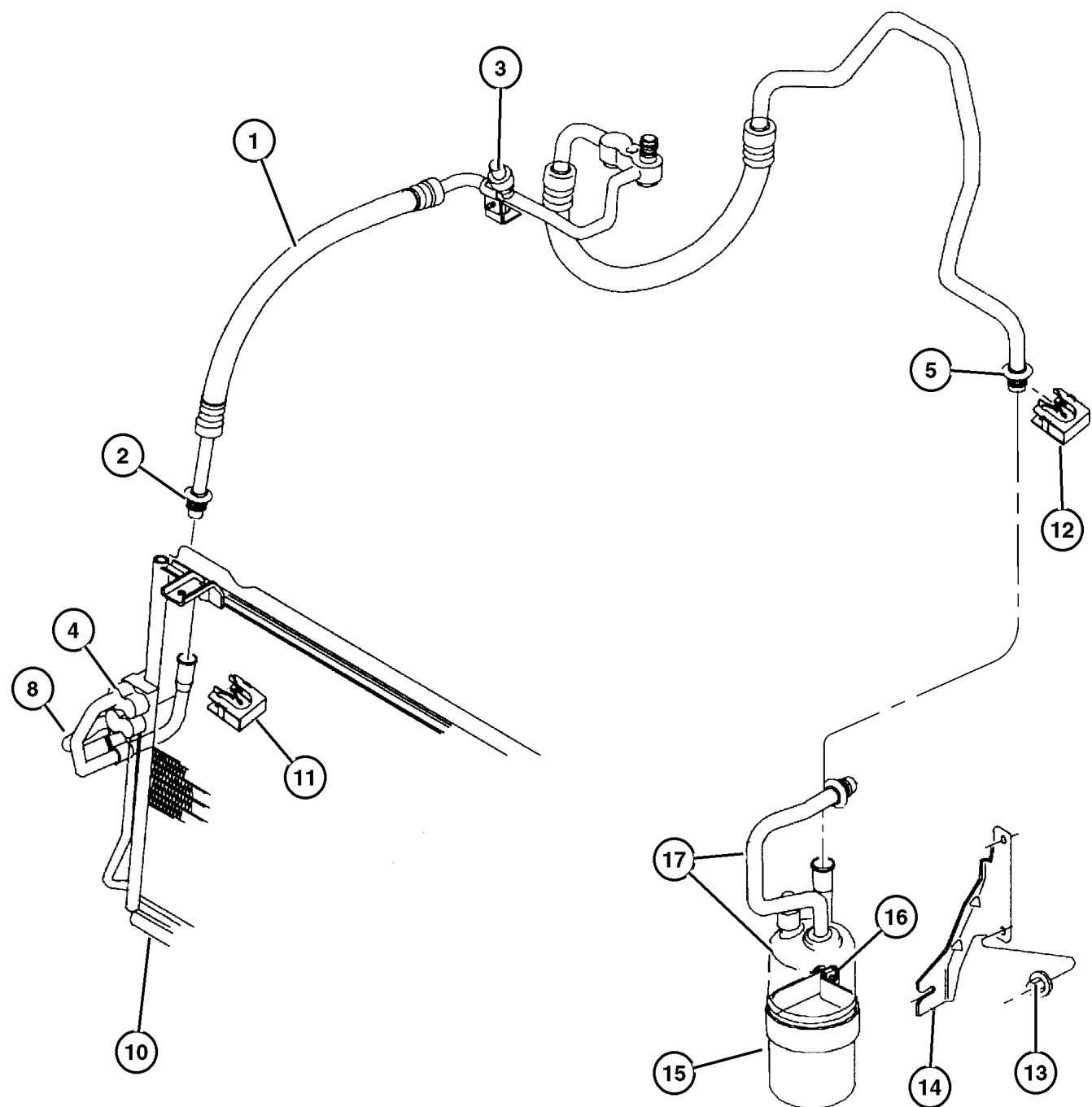
ITEM	PART NUMBER	QTY	LINE	BODY	ENGINE	DESCRIPTION
Note: Sales Code EP0 = 2.5L Gas Engine =European Equipment Group---SAA=Manual Steering---SBA=Power Steering						
1	55037 503AA	1			EP0	LINE, A/C Discharge
2	4897 617AA	1			EP0	SWITCH, A/C High Pressure Cut Off
3	4740 401	2	J		EP0	O RING, A/C Suction Line
4	55037 505AB	1	J		EP0, ER0	LINE, A/C Liquid
5	1942 389	2				O RING, A/C Liquid Line
-6	4723 029	1			EP0	VALVE, A/C Discharge Line Check
7	5503 6022	2				CLIP, A/C Liquid Line
8	55037 512AA	1	J		EP0, ER0	CONDENSER, Air Conditioning
9	55037 441AB	1	J		EP0	ACCUMULATOR, Suction Line
10	5015 872AB	1	J		EP0	SWITCH, A/C Low Pressure Cut Off
-11	4723 029	1			EP0	VALVE, A/C Discharge Line Check
12	5503 6303	1	J		EP0, ER0	BRACKET, Accumulator
13						NUT, (NOT SERVICED)
14	55037 431AB	1				BAND, Accumulator Retaining
15						SCREW, (NOT SERVICED)
16	55037 555AB	1				LABEL, Refrigerant
17						CLIP, A/C Quick Disconnect
	4596 152	1	J			Quick (Suction) Connect
	4596 153	1				CLIP, A/C Quick Disconnect, (Discharge) Connect
18	4596 153	1				CLIP, A/C Quick Disconnect, (Discharge) Connect
-19	J400 3120	4				WELL NUT, .25-20x.63, Condenser Mounting

JEEP WRANGLER (TJ)				
SERIES	LINE	BODY	ENGINE	TRANSMISSION
H = Sport	J = Wrangler 4WD	77 = 93.4 WB	EPE, EP0 = 2.5L Power Tech	DGG, DGD = 32RH 3 Spd. Auto.
L = SE	U = Wrangler 4WD (RHD)		ERH, ER0 = 4.0L Power Tech	DDQ = 5 Spd. Manual
P = Sahara				DDD = 5 Speed HD Manual
				DG0 = Auto. Trans.
				DBB = Manual Trans.

AR = Use as required - = Non illustrated part # = New this model year

May 2, 2002

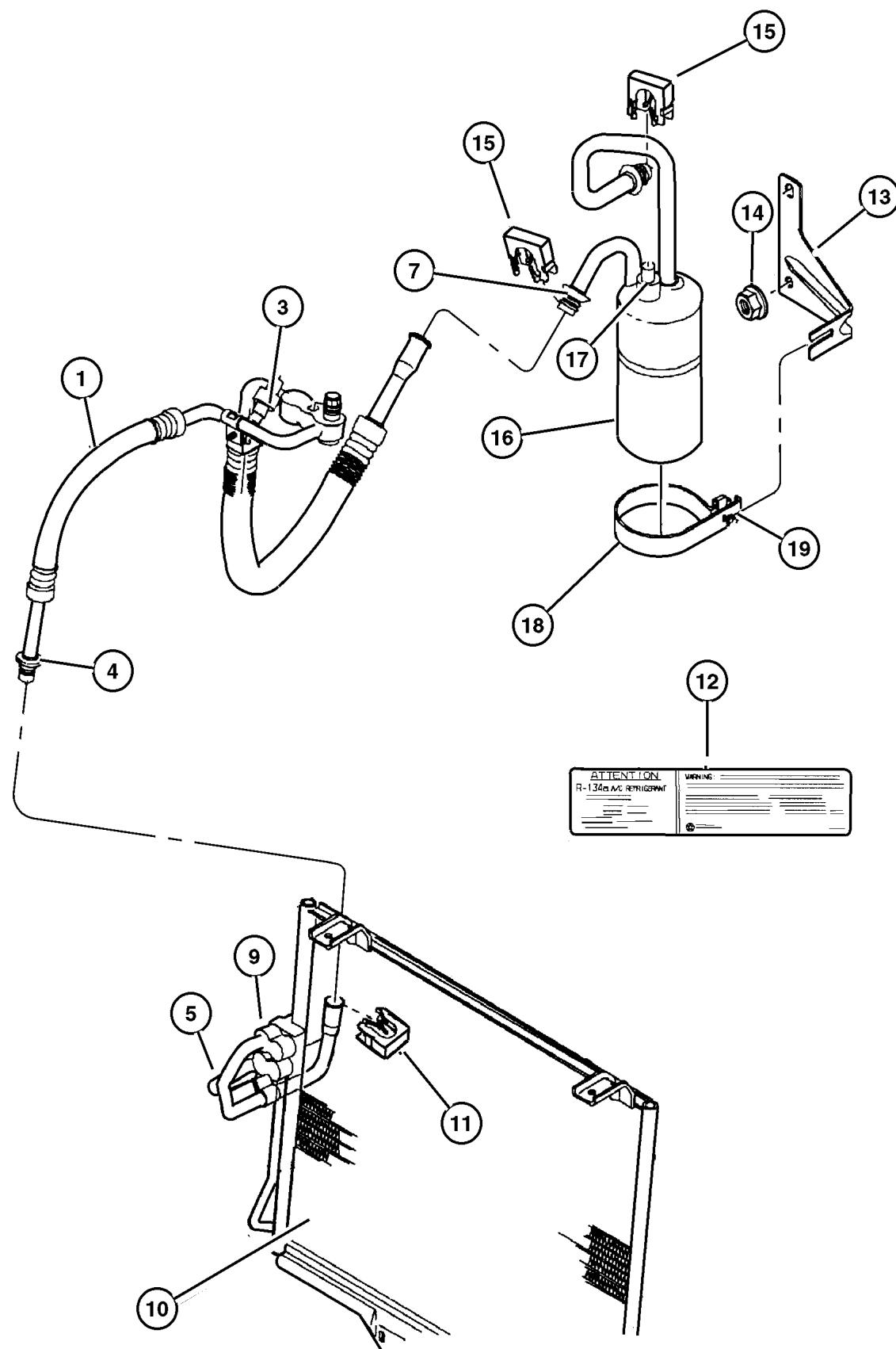
Plumbing, Hevac 2.5L Engine, RHD
Figure 024-230



ITEM	PART NUMBER	QTY	LINE	BODY	ENGINE	DESCRIPTION
Note: Sales Code EP0 = 2.5L Gas Engine =European Equipment Group---SAA=Manual Steering---SBA=Power Steering						
1	55037 503AA	1			EP0	LINE, A/C Discharge
2	4740 401	2	U		EP0, ER0	O RING, A/C Suction Line
3	4897 617AA	1			EP0	SWITCH, A/C High Pressure Cut Off
4	5503 6292	1	U		EP0, ER0	LINE, A/C Liquid
5	1942 389	2				O RING, A/C Liquid Line
-6	55036 782AB	2	U		EP0, ER0	RETAINER, A/C Supply Line, Supply Line
-7	5503 6022	2				CLIP, A/C Liquid Line
8	55037 510AA	1	U		EP0, ER0	TUBE, A/C Liquid Line
-9	4723 029	2	U		EP0	VALVE, A/C Discharge Line Check
10	55037 513AA	1	U		EP0, ER0	CONDENSER, Air Conditioning
11	4596 152	2	U			CLIP, A/C Quick Disconnect
12	4596 153	1				CLIP, A/C Quick Disconnect
13						NUT, (NOT SERVICED)
14	5503 6304	1	U			BRACKET, Accumulator
15	55037 431AB	1				BAND, Accumulator Retaining
16						SCREW, (NOT SERVICED)
17	55037 442AA	1	U		EP0, ER0	ACCUMULATOR, Suction Line

JEEP WRANGLER (TJ)				
SERIES	LINE	BODY	ENGINE	TRANSMISSION
H = Sport	J = Wrangler 4WD	77 = 93.4 WB	EPE, EP0 = 2.5L Power Tech	DGG, DGD = 32RH 3 Spd. Auto.
L = SE	U = Wrangler 4WD (RHD)		ERH, ER0 = 4.0L Power Tech	DDQ = 5 Spd. Manual
P = Sahara				DDD = 5 Speed HD Manual
				DG0 = Auto. Trans.
				DBB = Manual Trans.

Plumbing, Hevac 4.0L Engine
Figure 024-235



ITEM	PART NUMBER	QTY	LINE	BODY	ENGINE	DESCRIPTION
Note: Sales Code ER0 = 4.0L Gas Engine =European Equipment Group---SAA=Manual Steering---SBA=Power Steering						
1	55037 506AA	1			ER0	LINE, A/C Discharge
-2	4796 666	2			ER0	O RING, A/C Discharge Line
3	4897 617AA	1			ER0	SWITCH, A/C High Pressure Cut Off
4						O RING, A/C Suction Line
	4740 401	2	J		ER0	To Compressor
	4796 667	1	J		ER0	To Compressor
5	55037 505AB	1	J		EP0, ER0	LINE, A/C Liquid
-6	55037 517AB	1	J		ER0	LINE, A/C Suction
7	1942 389	2				O RING, A/C Liquid Line
-8	4723 029	2			ER0	VALVE, A/C Discharge Line Check
9	5503 6022	2				CLIP, A/C Liquid Line
10	55037 512AA	1	J		EP0, ER0	CONDENSER, Air Conditioning
11	4596 152	1	J			CLIP, A/C Quick Disconnect
12	55037 555AB	1				LABEL, Refrigerant
13	5503 6303	1	J		EP0, ER0	BRACKET, Accumulator
14						NUT, (NOT SERVICED)
15	4596 152	1	J			CLIP, A/C Quick Disconnect
16	55037 508AB	1	J		ER0	ACCUMULATOR, Suction Line
17	5015 872AA	1	J		ER0	SWITCH, A/C Low Pressure Cut Off
18	55037 431AB	1				BAND, Accumulator Retaining
19						SCREW, (NOT SERVICED)

JEEP WRANGLER (TJ)

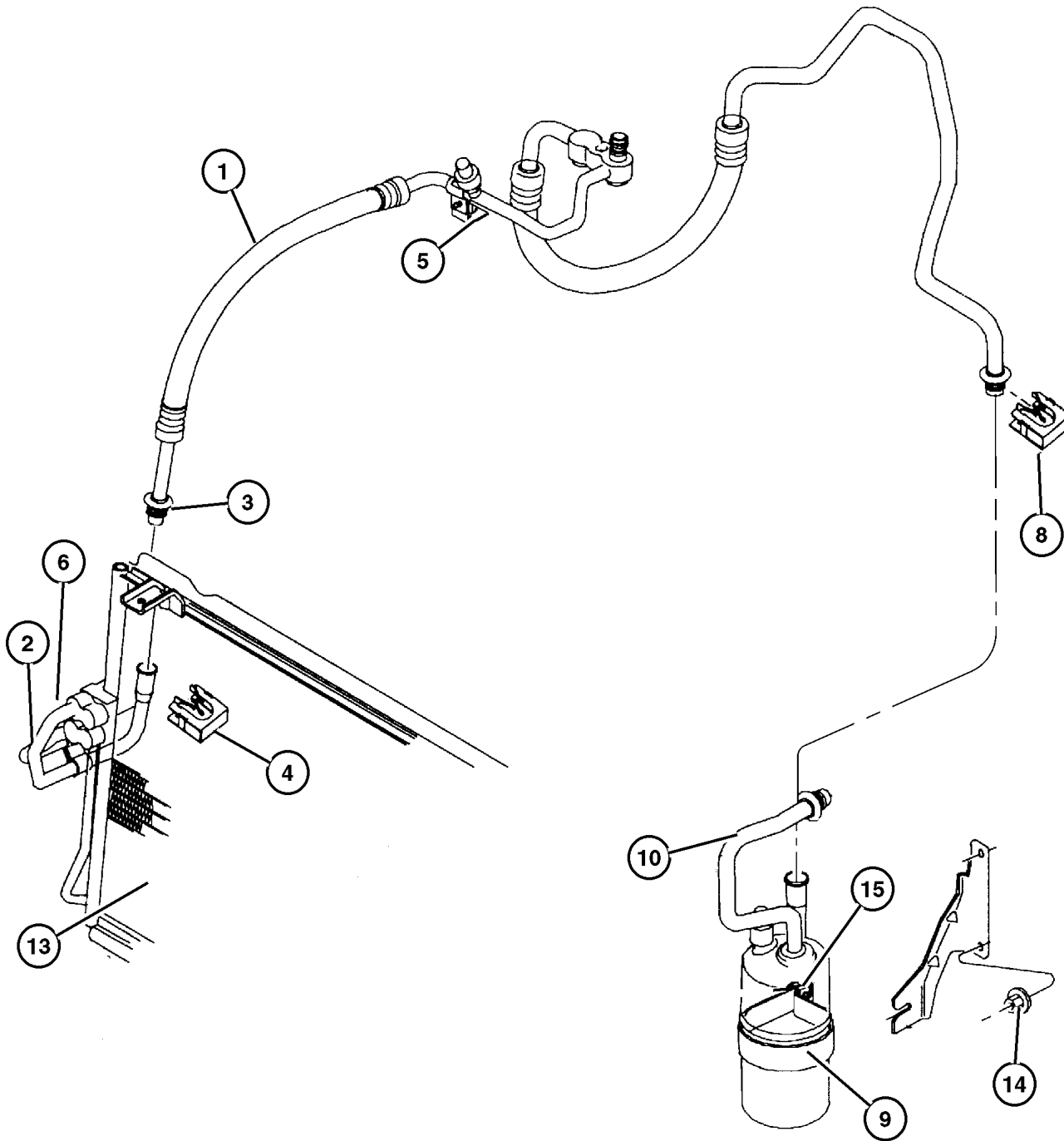
SERIES	LINE	BODY	ENGINE	TRANSMISSION
H = Sport	J = Wrangler 4WD	77 = 93.4 WB	EPE, EP0 = 2.5L Power Tech	DGG, DGD = 32RH 3 Spd. Auto.
L = SE	U = Wrangler 4WD (RHD)		ERH, ER0 = 4.0L Power Tech	DDQ = 5 Spd. Manual
P = Sahara				DDD = 5 Speed HD Manual
				DG0 = Auto. Trans.
				DBB = Manual Trans.

AR = Use as required - = Non illustrated part # = New this model year

May 2, 2002

Plumbing, Hevac 4.0L Engine, RHD
Figure 024-240

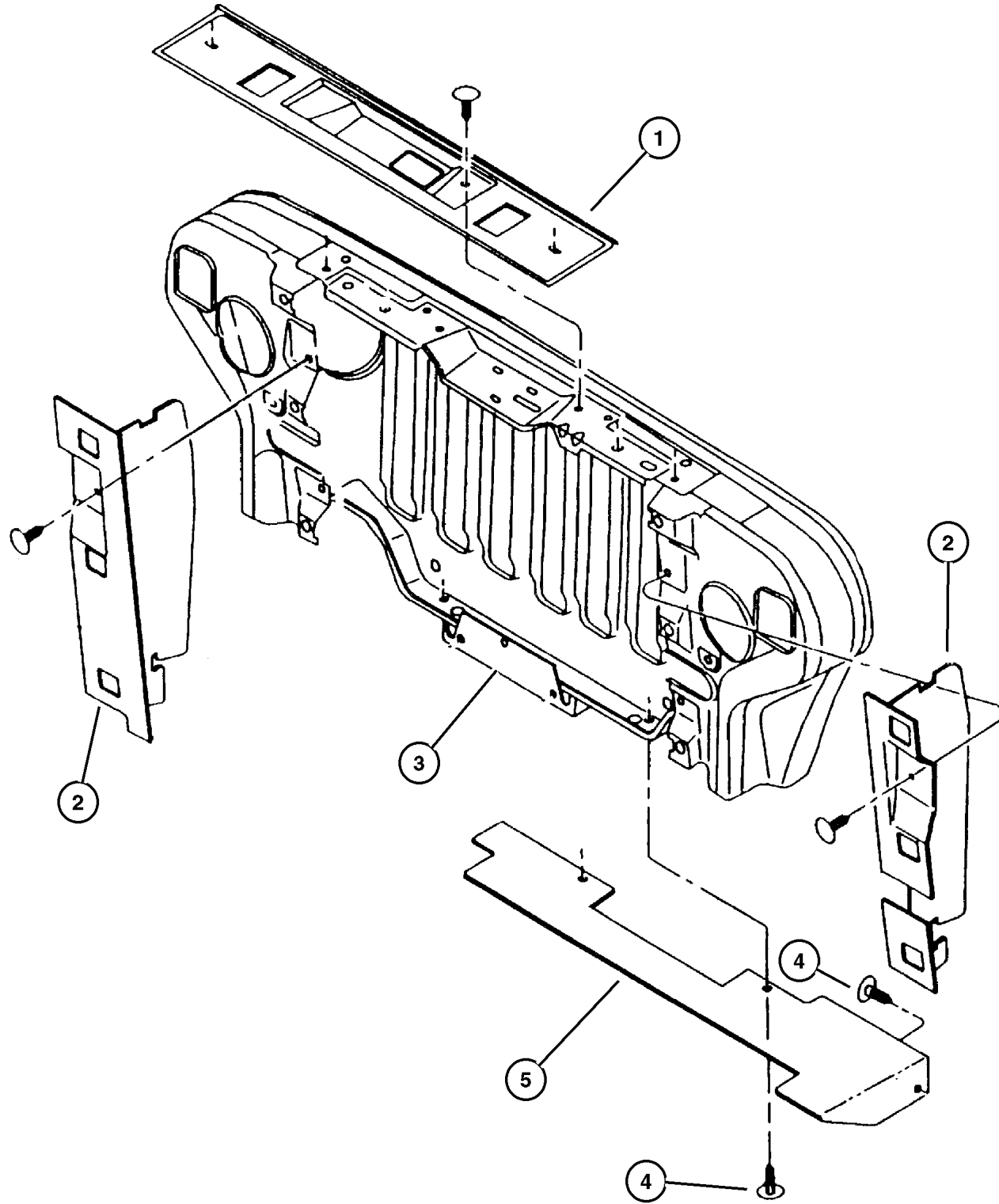
ITEM	PART NUMBER	QTY	LINE	BODY	ENGINE	DESCRIPTION
Note: Sales Code ER0 = 4.0L Gas Engine =European Equipment Group---SAA=Manual Steering---SBA=Power Steering						
1	55037 506AA	1			ER0	LINE, A/C Discharge
2	5503 6292	1	U		EPO, ER0	LINE, A/C Liquid
3	1942 389	2				O RING, A/C Liquid Line
4	5503 6022	2				CLIP, A/C Liquid Line
5	55036 782AB	2	U		EPO, ER0	RETAINER, A/C Supply Line
6	55037 510AA	1	U		EPO, ER0	TUBE, A/C Liquid Line
-7	4596 152	2	U			CLIP, A/C Quick Disconnect
8	5503 6304	1	U			BRACKET, Accumulator
9	55037 431AB	1				BAND, Accumulator Retaining
10	55037 442AA	1	U		EPO, ER0	ACCUMULATOR, Suction Line
-11	4723 029	1	U		ER0	VALVE, A/C Discharge Line Check
-12	4596 152	2	U			CLIP, A/C Quick Disconnect
13	55037 513AA	1	U		EPO, ER0	CONDENSER, Air Conditioning
14						NUT, (NOT SERVICED)
15						SCREW, (NOT SERVICED)



JEEP WRANGLER (TJ)				
SERIES	LINE	BODY	ENGINE	TRANSMISSION
H = Sport	J = Wrangler 4WD	77 = 93.4 WB	EPE, EPO = 2.5L Power Tech	DGG, DGD = 32RH 3 Spd. Auto.
L = SE	U = Wrangler 4WD (RHD)		ERH, ER0 = 4.0L Power Tech	DDQ = 5 Spd. Manual
P = Sahara				DDD = 5 Speed HD Manual
				DG0 = Auto. Trans.
				DBB = Manual Trans.

Seals, A/C Condenser
Figure 024-245

ITEM	PART NUMBER	QTY	LINE	BODY	ENGINE	DESCRIPTION
1	5503 6369	1				SEAL, Condenser
2	55036 866AC	1				SEAL, Condenser
3	5503 6867	1				SEAL, Condenser, Condenser to Grille
4	6030 441	12				PIN, Retainer, Push
5	5503 6369	1				SEAL, Condenser, Lower



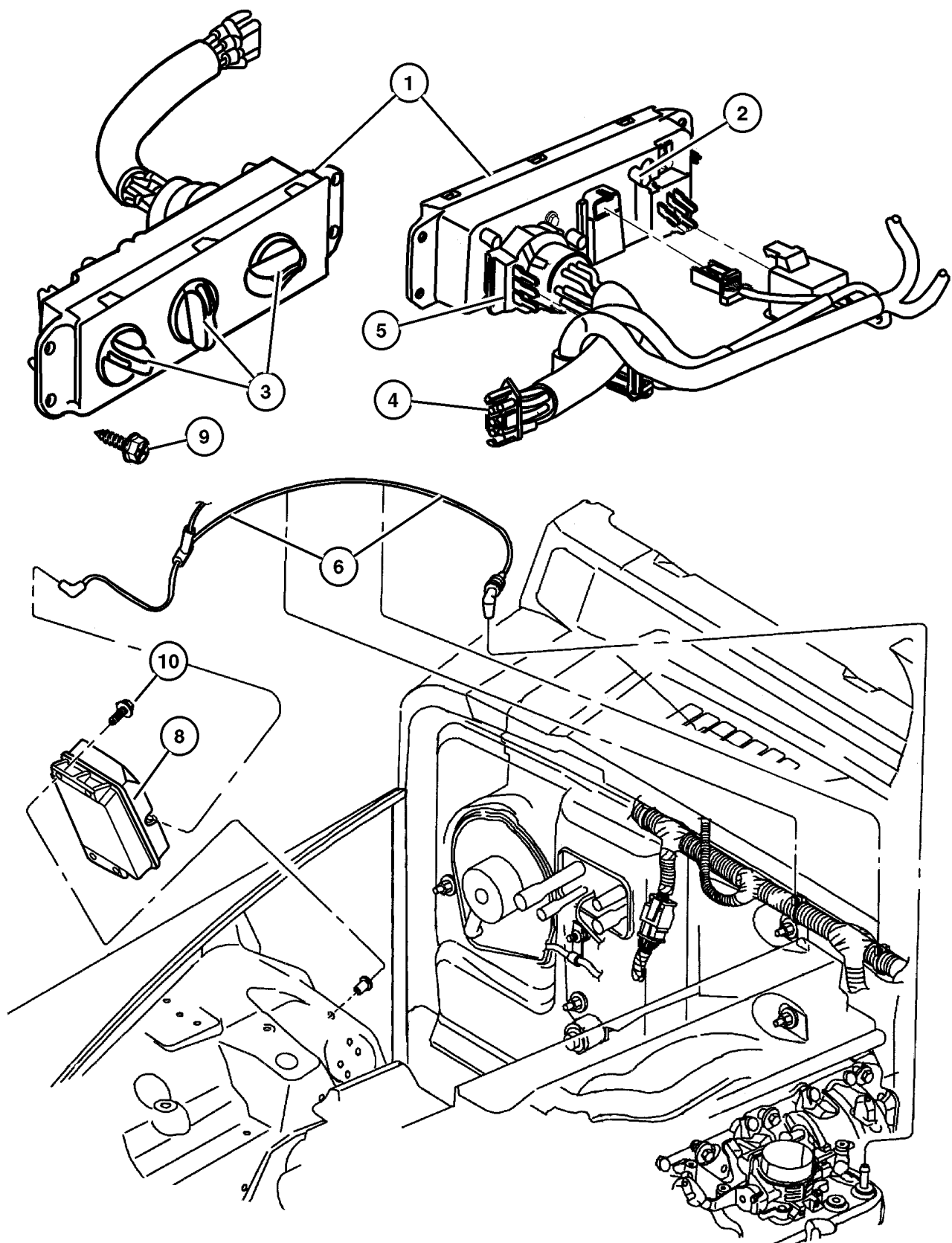
JEEP WRANGLER (TJ)				
SERIES	LINE	BODY	ENGINE	TRANSMISSION
H = Sport	J = Wrangler 4WD	77 = 93.4 WB	EPE, EP0 = 2.5L Power Tech	DGG, DGD = 32RH 3 Spd. Auto.
L = SE	U = Wrangler 4WD (RHD)		ERH, ER0 = 4.0L Power Tech	DDQ = 5 Spd. Manual
P = Sahara				DDD = 5 Speed HD Manual
				DG0 = Auto. Trans.
				DBB = Manual Trans.

AR = Use as required - = Non illustrated part # = New this model year

May 2, 2002

Control, Heater And A/c Figure 024-310

ITEM	PART NUMBER	QTY	LINE	BODY	ENGINE	DESCRIPTION
Note: Sales Code EP0 = 2.5L Gas Engine =European Equipment Group---SAA=Manual Steering---SBA=Power Steering						
Note: Sales Code ER0 = 4.0L Gas Engine =European Equipment Group---SAA=Manual Steering---SBA=Power Steering						
1	55037 472AB	1				CONTROL UNIT, Air Condiitiing without A/C
	55037 473AB	1				with A/C
2	5013 829AA	1				BULB, Heater and A/C Control
3	5011 218AB	3				KNOB, A/C And Heater Control - Rotary
4	5013 830AA	1				HARNESS, A/C And Heater Vacuum without A/C
	5013 831AA	1				with A/C
5	5013 832AA	1				SWITCH, A/C and Heater Vacuum without A/C
	5013 833AA	1				with A/C
6	55036 353AC	1	U		EP0	HOSE AND VALVE, Vacuum
	55037 393AC	1	J		EP0	
-7	5503 7314	1	J			CLIP, Vacuum Harness
8	5503 5614	1				RESERVOIR, Vacuum, Cruise Control
9	6034 205	2				SCREW, Pan Head, .19-32x.625
10	6034 949	4				SCREW, M4.2x1.69x19.05



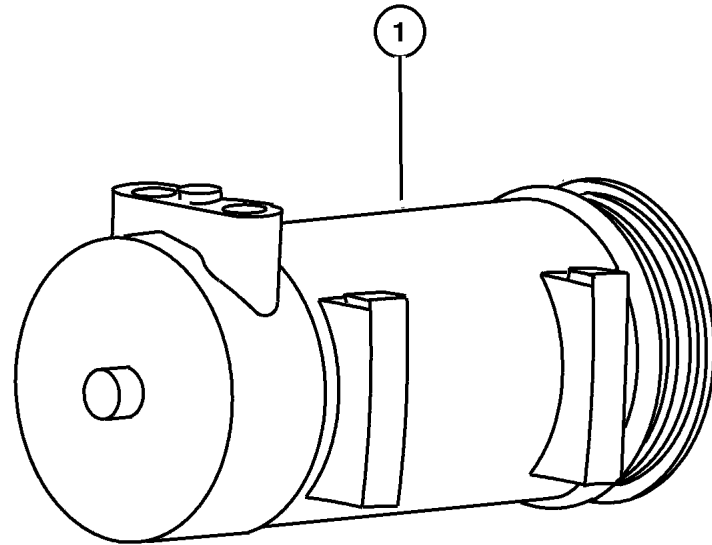
JEEP WRANGLER (TJ)

SERIES	LINE	BODY	ENGINE	TRANSMISSION
H = Sport	J = Wrangler 4WD	77 = 93.4 WB	EPE, EP0 = 2.5L Power Tech	DGG, DGD = 32RH 3 Spd. Auto.
L = SE	U = Wrangler 4WD (RHD)		ERH, ER0 = 4.0L Power Tech	DDQ = 5 Spd. Manual
P = Sahara				DDD = 5 Speed HD Manual
				DG0 = Auto. Trans.
				DBB = Manual Trans.

AR = Use as required - = Non illustrated part # = New this model year

May 2, 2002

**Compressor, Air Conditioning
Figure 024-410**



ITEM	PART NUMBER	QTY	LINE	BODY	ENGINE	DESCRIPTION
Note: Sales Code EP0 = 2.5L Gas Engine =European Equipment Group---SAA=Manual Steering---SBA=Power Steering						
Note: Sales Code ER0 = 4.0L Gas Engine =European Equipment Group---SAA=Manual Steering---SBA=Power Steering						
1						COMPRESSOR, Air Conditioning
	55037 432AA	1			EP0	
	55116 144AB	1			ER0	
-2						CLUTCH, A/C Compressor, Shim Package
	5014 092AA	1			EP0	
	5014 415AA	1			ER0	
-3						COIL, Air Conditioning Clutch
	5003 681AA	1			EP0	
		1			ER0	
-4						PULLEY HUB KIT, A/C Compressor
	4720 834	1			EP0	
		1			ER0	
-5						SNAP RING KIT, A/C Clutch
	5264 454	1			EP0	
		1			ER0	
-6						MANIFOLD KIT, A/C Compressor
	5014 093AA	1			EP0	
	5014 413AA	1			ER0	
-7						SEAL, Manifold To Compressor
	4728 854	1			EP0	
		1			ER0	
-8	8230 0102	1				LUBRICANT, Oil, 75w90

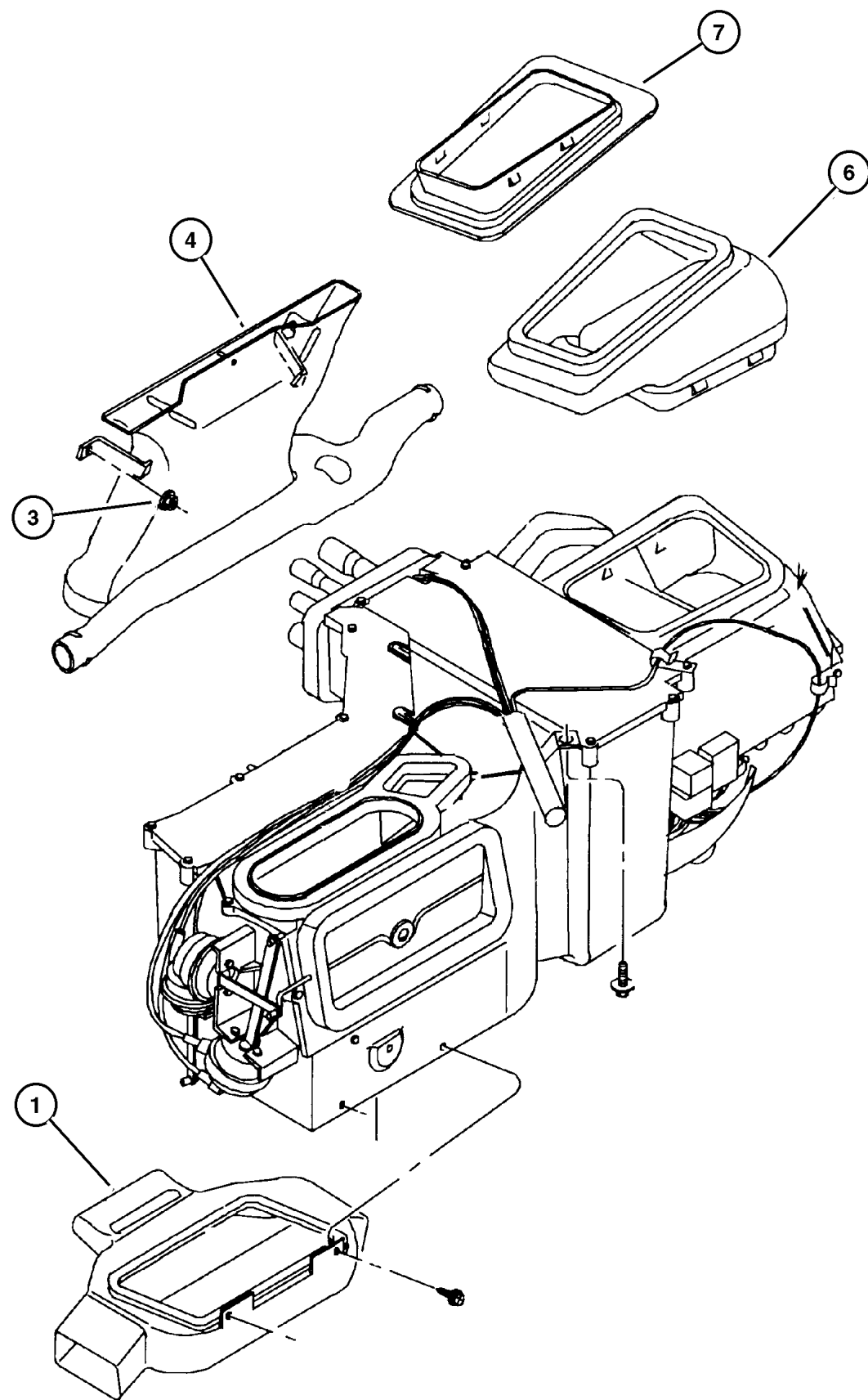
JEEP WRANGLER (TJ)

SERIES	LINE	BODY	ENGINE	TRANSMISSION
H = Sport	J = Wrangler 4WD	77 = 93.4 WB	EPE, EP0 = 2.5L Power Tech	DGG, DGD = 32RH 3 Spd. Auto.
L = SE	U = Wrangler 4WD (RHD)		ERH, ER0 = 4.0L Power Tech	DDQ = 5 Spd. Manual
P = Sahara				DDD = 5 Speed HD Manual
				DG0 = Auto. Trans.
				DBB = Manual Trans.

AR = Use as required - = Non illustrated part # = New this model year

May 2, 2002

Ducts, Heater And A/c
Figure 024-610



ITEM	PART NUMBER	QTY	LINE	BODY	ENGINE	DESCRIPTION
1						DUCT, Floor Distribution
	4874 088	1	J			
	4874 089	1	U			
-2						DUCT, A/C Outlet
	5511 5158	1	J			
	5511 5715	1	U			
3	6100 839	2				NUT, Push, M5
4						DUCT, Door Demister
	5511 5576	1	J			
	5511 5577	1	U			
-5						ADAPTER, Demister
	5503 6309	1	J			
	5503 6308	1	U			
6						DUCT, Fresh Air
	55037 540AA	1	J			
	55037 541AA	1	U			
7						COLLAR, Plenum
	55036 474AC	1	J			
	55036 497AC	1	U			

JEEP WRANGLER (TJ)

SERIES	LINE	BODY	ENGINE	TRANSMISSION
H = Sport	J = Wrangler 4WD	77 = 93.4 WB	EPE, EP0 = 2.5L Power Tech	DGG, DGD = 32RH 3 Spd. Auto.
L = SE	U = Wrangler 4WD (RHD)		ERH, ER0 = 4.0L Power Tech	DDQ = 5 Spd. Manual
P = Sahara				DDD = 5 Speed HD Manual
				DG0 = Auto. Trans.
				DBB = Manual Trans.

AR = Use as required - = Non illustrated part # = New this model year

May 2, 2002

Group – 025

Emission Systems

GROUP 25 - Emission Systems

Illustration Title

Group-Fig. No.

Emission Labels

Emission Labels, 2.5 (EPE), 4.0 (ERH) Fig. 025-110

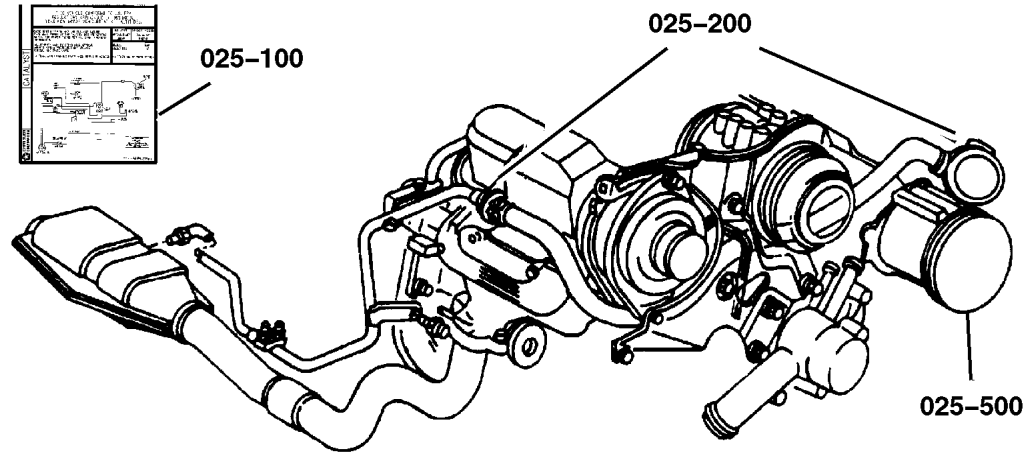
Vacuum Canister

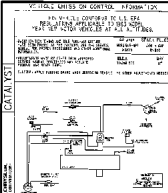
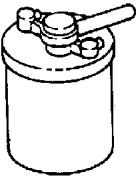
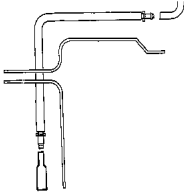
Vacuum Canister, 2.5 (EPE), 4.0 (ERH) Fig. 025-310

Emission Harness

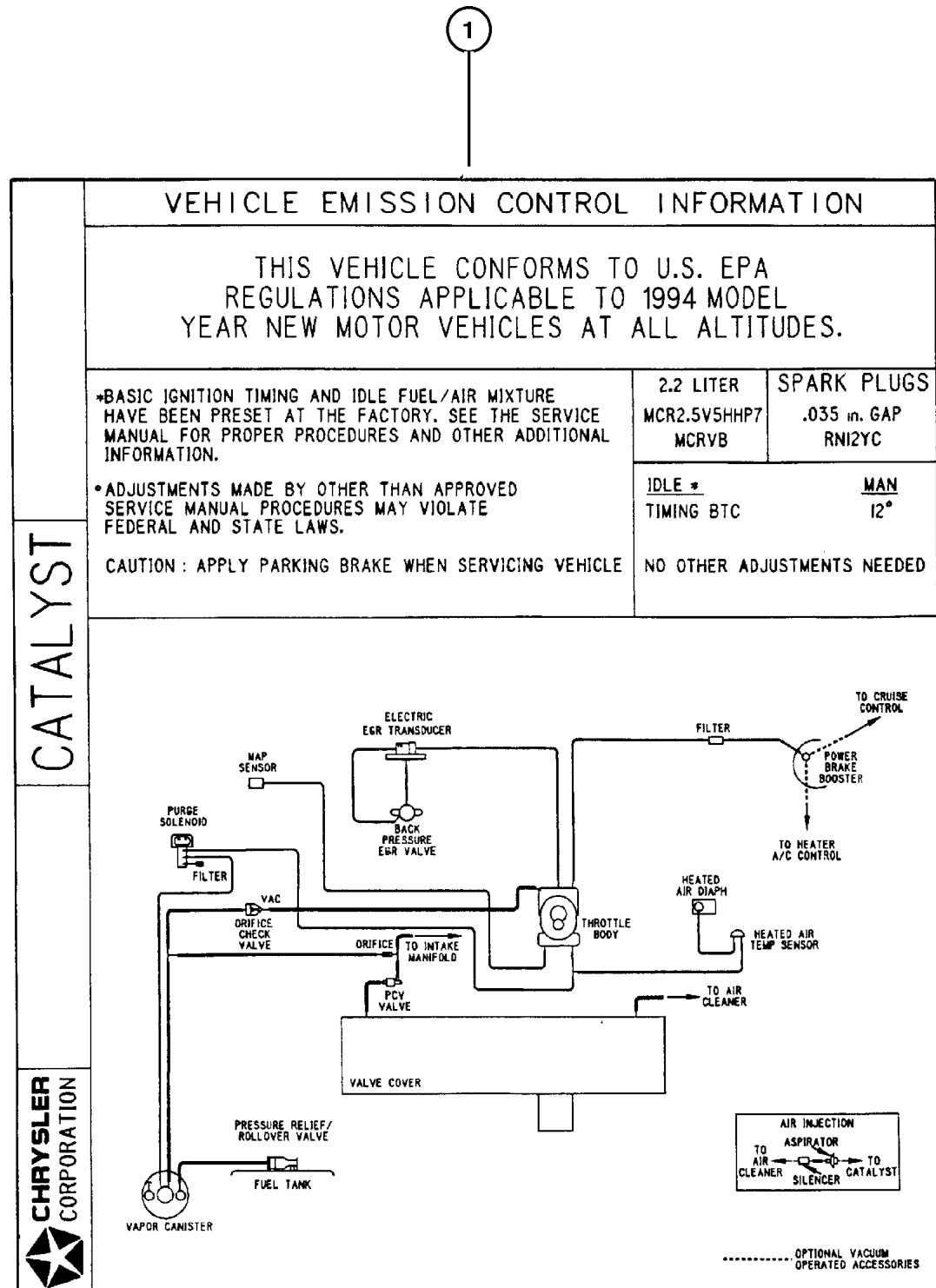
Emission Control Vacuum Harness, 2.5 (EPE), 4.0 (ERH) Fig. 025-410

Leak Detection Pump, 2.5 (EPE), 4.0 (ERH) Fig. 025-420



<p>025-100 Emission Labels</p> 	<p>025-300 Vacuum Canister</p> 	<p>025-400 Emission Harness</p> 	
---	---	---	--

Emission Labels, 2.5 (EPE), 4.0 (ERH)
Figure 025-110



ITEM	PART NUMBER	QTY	LINE	BODY	ENGINE	TRANS	DESCRIPTION
------	-------------	-----	------	------	--------	-------	-------------

NOTE: EPE=2.5L Power Tech I-4, ERH= 4.0L Power Tech I-6. =European Equipment Group---SAA=Manual Steering---SBA=Power

							Steering
1							LABEL, Emission
	#52109 636AA	1			EPE		U.S. 50 States and Mexico
	#52109 637AA	1			EPE		Canada
	#52109 649AA	1			EPE		European
	#52109 716AA	1			ER0		U.S. 50 States
	#52109 717AA	1			ER0		Canada

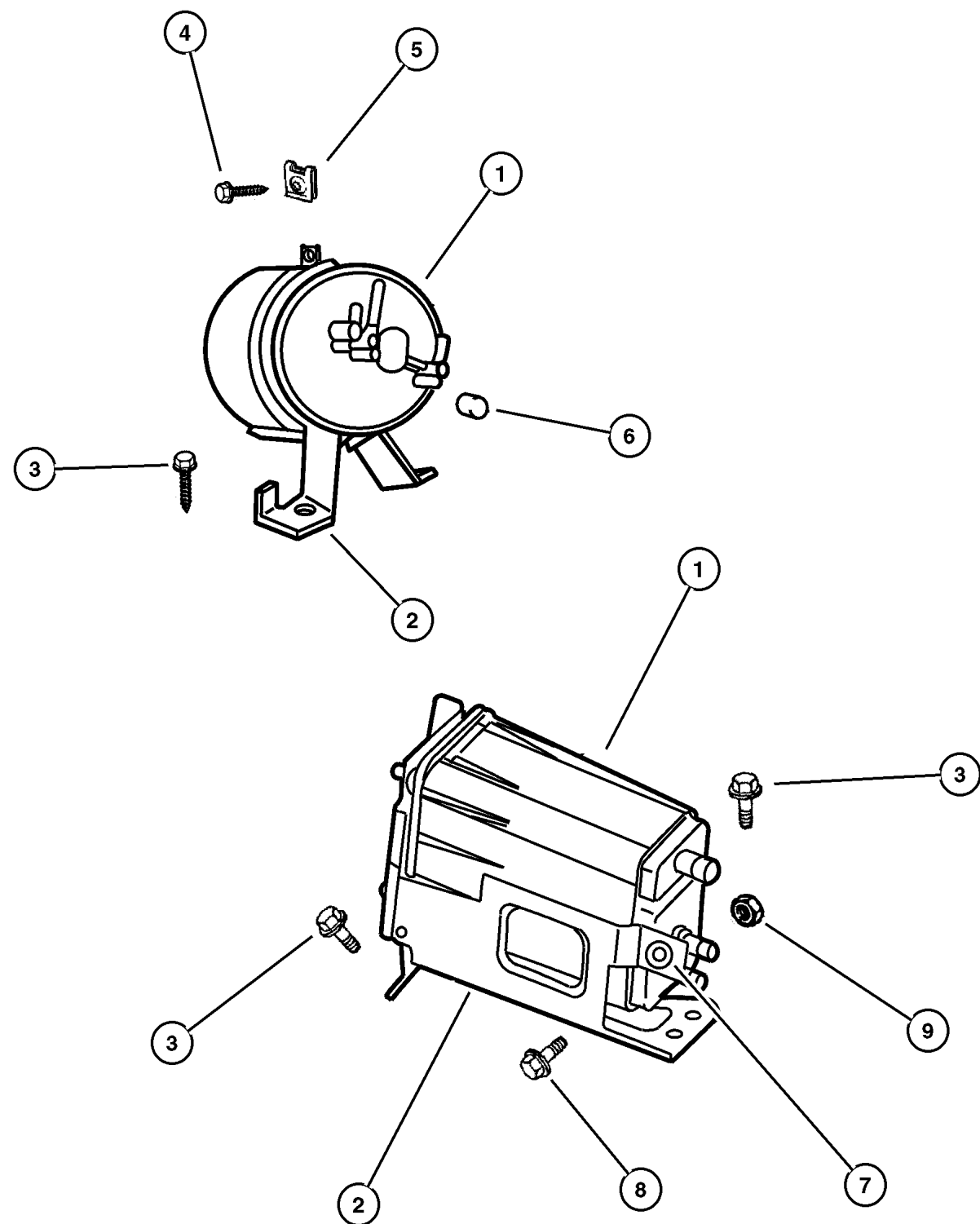
JEEP WRANGLER (TJ)

SERIES	LINE	BODY	ENGINE	TRANSMISSION
H = Sport	J = Wrangler 4WD	77 = 93.4 WB	EPE, EP0 = 2.5L Power Tech	DGG, DGD = 32RH 3 Spd. Auto.
L = SE	U = Wrangler 4WD (RHD)		ERH, ER0 = 4.0L Power Tech	DDQ = 5 Spd. Manual
P = Sahara				DDD = 5 Speed HD Manual
				DG0 = Auto. Trans.
				DBB = Manual Trans.

AR = Use as required - = Non illustrated part # = New this model year

May 2, 2002

Vacuum Canister, 2.5 (EPE), 4.0 (ERH)
Figure 025-310



ITEM	PART NUMBER	QTY	LINE	BODY	ENGINE	TRANS	DESCRIPTION
Note;EPO= All 2.5 Gas Engines, ERO= All 4.0 Gas Engines. =European Equipment Group---SAA=Manual Steering---SBA=Power Steering							
1	53031 904AB	1			EPO, ERO		CANISTER, Vapor Europe II, Leaded Gas
	5303 0838	1	J		ERO		Europe III U.S. 50 States
		1			EPO, ERO		
2	53030 617AC	1			EPO, ERO		BRACKET, Vapor Canister Europe II, Leaded Gas
	53013 164AB	1	U		ERO		Europe III, RHD
	53013 031AB	1			EPO, ERO		U.S. 50 States, Europe III
3							SCREW, M6x1.00x20.00, (NOT SERVICED)
4	6035 399	1			EPO, ERO		SCREW, .25-20
5	0153 355	1			EPO, ERO		U-NUT, .25-20
6	4192 074	1			EPO, ERO		CAP, Vapor Canister
7	4669 177	2			EPO, ERO		GROMMET, Air Cleaner Bracket
8	6101 452	1			EPO, ERO		SCREW AND WASHER, Hex Head, M8x1.25x20
9	6101 467	1			EPO, ERO		NUT, Hex Flange, M8x1.25

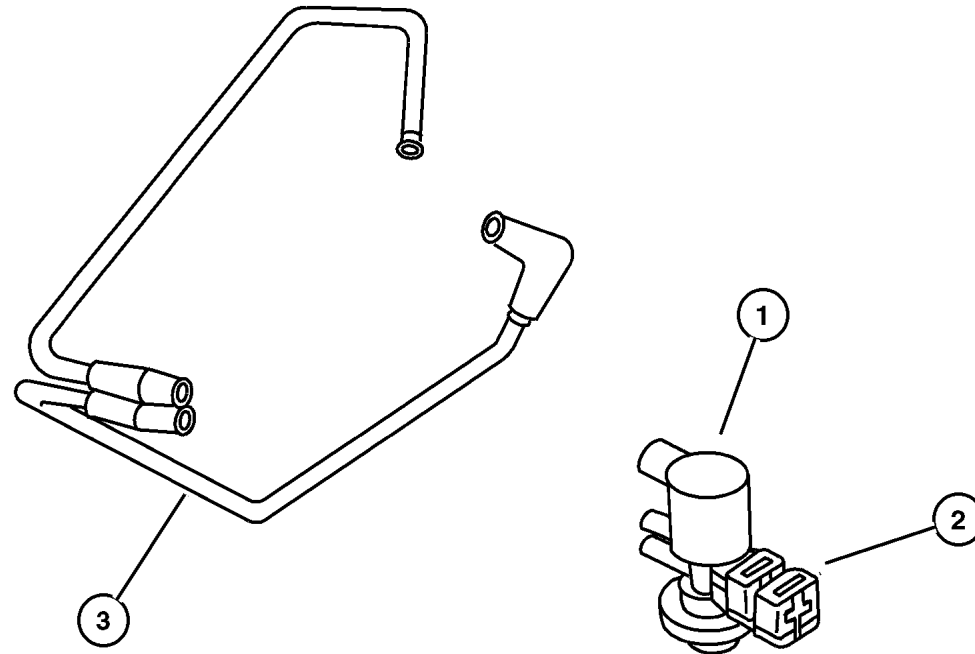
JEEP WRANGLER (TJ)

SERIES	LINE	BODY	ENGINE	TRANSMISSION
H = Sport	J = Wrangler 4WD	77 = 93.4 WB	EPE, EPO = 2.5L Power Tech	DGG, DGD = 32RH 3 Spd. Auto.
L = SE	U = Wrangler 4WD (RHD)		ERH, ERO = 4.0L Power Tech	DDQ = 5 Spd. Manual
P = Sahara				DDD = 5 Speed HD Manual
				DG0 = Auto. Trans.
				DBB = Manual Trans.

AR = Use as required - = Non illustrated part # = New this model year

May 2, 2002

**Emission Control Vacuum Harness, 2.5 (EPE), 4.0 (ERH)
Figure 025-410**



ITEM	PART NUMBER	QTY	LINE	BODY	ENGINE	TRANS	DESCRIPTION
NOTE: EP0=All 2.5L Gas Engines ER0=All 4.0L Engines, =European Equipment Group---SAA=Manual Steering---SBA=Power Steering							
DDQ= Manual Transmissions =European Equipment Group---SAA=Manual Steering---SBA=Power Steering							
1	4669 475AB	1			EP0, ER0		SOLENOID, Duty Cycle Purge
2	5017 181AA	1			EP0, ER0		BRACKET, Duty Cycle Purge Solenoid
3	4854 133AB	1	J		EP0		HARNESS, Vacuum Canister Purge U.S. 50 States
	4854 134AC	1	J		ER0		U.S. 50 States anf Europe III
	4854 160	1			EP0		Leaded Fuel
	#52109 560AA	1	U		EP0	DDQ	Europe III
	4854 163AB	1			ER0		Europe II and Leaded Fuel
	53013 326AA	1	U		ER0		Europe III

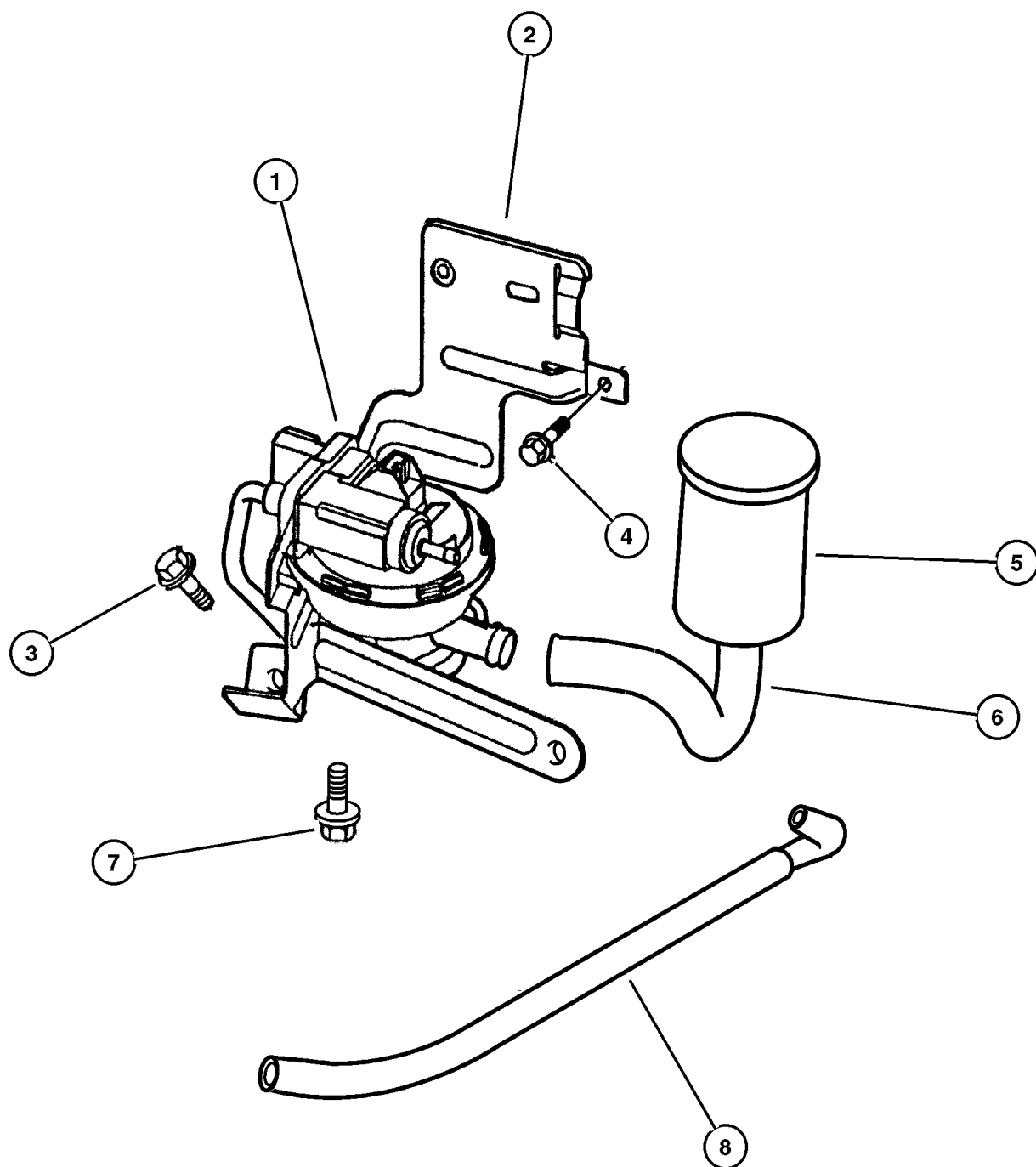
JEEP WRANGLER (TJ)			
SERIES	LINE	BODY	ENGINE
H = Sport	J = Wrangler 4WD	77 = 93.4 WB	EPE, EP0 = 2.5L Power Tech
L = SE	U = Wrangler 4WD (RHD)		ERH, ER0 = 4.0L Power Tech
P = Sahara			

TRANSMISSION
DGG, DGD = 32RH 3 Spd. Auto.
DDQ = 5 Spd. Manual
DDD = 5 Speed HD Manual
DG0 = Auto. Trans.
DBB = Manual Trans.

AR = Use as required - = Non illustrated part # = New this model year

May 2, 2002

**Leak Detection Pump, 2.5 (EPE), 4.0 (ERH)
Figure 025-420**



ITEM	PART NUMBER	QTY	LINE	BODY	ENGINE	TRANS	DESCRIPTION
Note; EPO= All 2.5 Gas Engines, ERO= All 4.0 Gas Engines. =European Equipment Group---SAA=Manual Steering---SBA=Power Steering							
1	4891 413AC	1	J		EPO, ERO		PUMP, Leak Detection
2	4854 172	1	J		EPO, ERO		BRACKET, Leak Detection Pump
3	6035 102	2			EPO, ERO		SCREW, Hex Flange Head Tapping, .25-14x.75, M6x1.00x20.00
4	6502 946	1			EPO, ERO		SCREW, Heat Shield, M6x1.00x13.00, M6x1.00x11.00
5	4612 901	1	J		EPO, ERO		FILTER, Fuel Vapor Vent
6	4854 195	1	J		EPO, ERO		HOSE, Leak Detection Pump
7	6035 482	3	J		EPO, ERO		SCREW, Tapping, .19-16x.375
8	4854 195AC	1	J		EPO, ERO		HOSE, Leak Detection Pump to Canister

JEEP WRANGLER (TJ)				TRANSMISSION
SERIES	LINE	BODY	ENGINE	
H = Sport	J = Wrangler 4WD	77 = 93.4 WB	EPE, EP0 = 2.5L Power Tech	DGG, DGD = 32RH 3 Spd. Auto.
L = SE	U = Wrangler 4WD (RHD)		ERH, ER0 = 4.0L Power Tech	DDQ = 5 Spd. Manual
P = Sahara				DDD = 5 Speed HD Manual
				DG0 = Auto. Trans.
				DBB = Manual Trans.

AR = Use as required - = Non illustrated part # = New this model year

May 2, 2002

Group – DTJ

Doors and Related Parts

GROUP DTJ - Doors and Related Parts

Illustration Title

Group-Fig. No.

Front Door

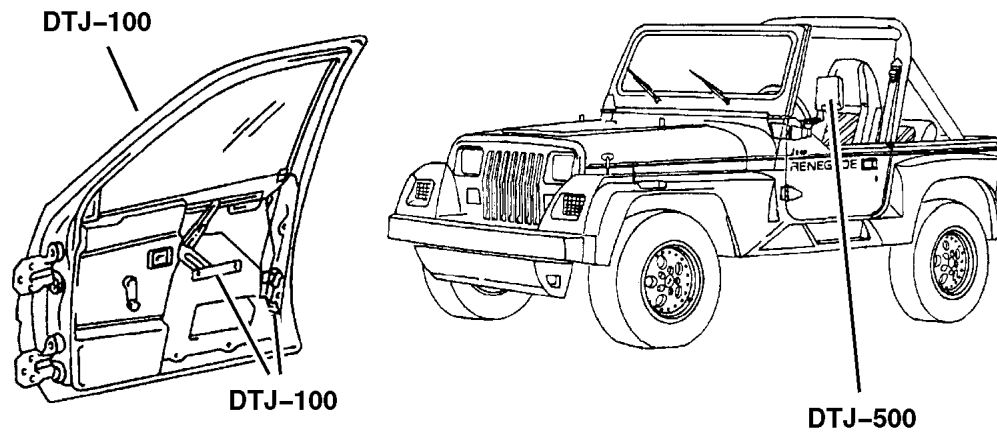
Door, Full Front Shell And Hinges	Fig. DTJ-110
Door, Full Front Glass And Regulator	Fig. DTJ-120
Door, Full Front Lock And Controls	Fig. DTJ-130
Door, Half Front Shell And Hinges	Fig. DTJ-160
Door, Half Front Lock And Controls	Fig. DTJ-170


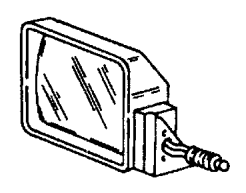
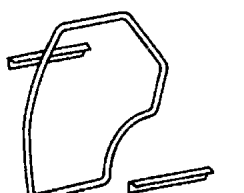
Exterior Mirror

Mirror, Exterior	Fig. DTJ-510
------------------------	--------------

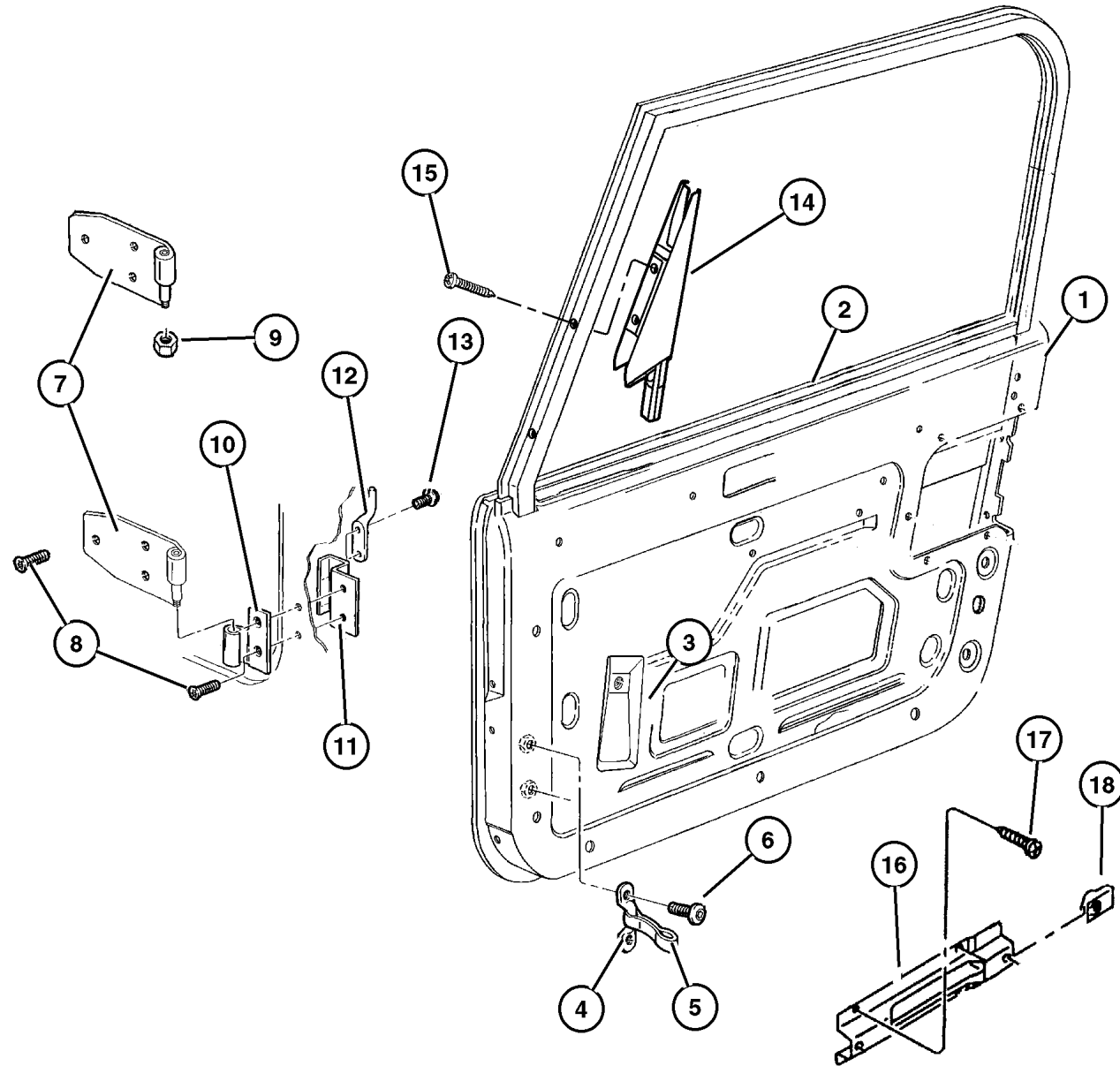
Weatherstrips and Seals

Door Weatherstrips And Runs	Fig. DTJ-610
-----------------------------------	--------------



<p>DTJ-100 Front Door</p> 	<p>DTJ-500 Exterior Mirror</p> 	<p>DTJ-600 Weatherstrips and Seals</p> 	
--	---	--	--

Door, Full Front Shell And Hinges Figure DTJ-110



ITEM	PART NUMBER	QTY	LINE	SERIES	BODY	DESCRIPTION
1						DOOR, Front, Shell
	55176 536AC	1				Right
	55176 537AC	1				Left
2						PANEL, Door Outer
	5517 6540	1				Right
	5517 6541	1				Left
3						WATERSHIELD, Front Door
	55175 786AE	1				Right
	55175 787AE	1				Left
4	5501 3666	2				FOOTMAN LOOP, Hold Down
5	5517 6339	2				CHECK, Front Door
6	6036 102AA	4				SCREW, .19-24.50
7						HINGE, Door Half
	5517 6366	1				Lower Right
	5517 6367	1				Lower Left
	5517 6368	1				Upper Right
	5517 6369	1				Upper Left
8	6504 443	12				SCREW
9	6504 417	4				NUT, Hex, M8x1.25
10						HINGE, Body Half
	55075 560AB	1				Lower Body Half, Right
	55075 561AB	1				Lower Body Half, Left
11	J545 9281	2				TAPPING PLATE, Door Hinge Body Half
12	J545 9286	2				PIN, Restraint Strap
13	6501 979	2				SCREW AND WASHER, Hex Head, M6x1x17
14						PANEL, Door Outer
	55176 568AB	1				Sail, Right
	55176 569AB	1				Sail, Left
15						SCREW, (NOT SERVICED)
16	55175 848AC	2				BRACKET, Grab Handle
17						SCREW, (NOT SERVICED)
18	6504 993AA	4				NUT

JEEP WRANGLER (TJ)

SERIES
H = Sport
L = SE
P = Sahara

LINE
J = Wrangler 4WD
U = Wrangler 4WD (RHD)

BODY
77 = 93.4 WB

ENGINE
EPE, EP0 = 2.5L Power Tech
ERH, ER0 = 4.0L Power Tech

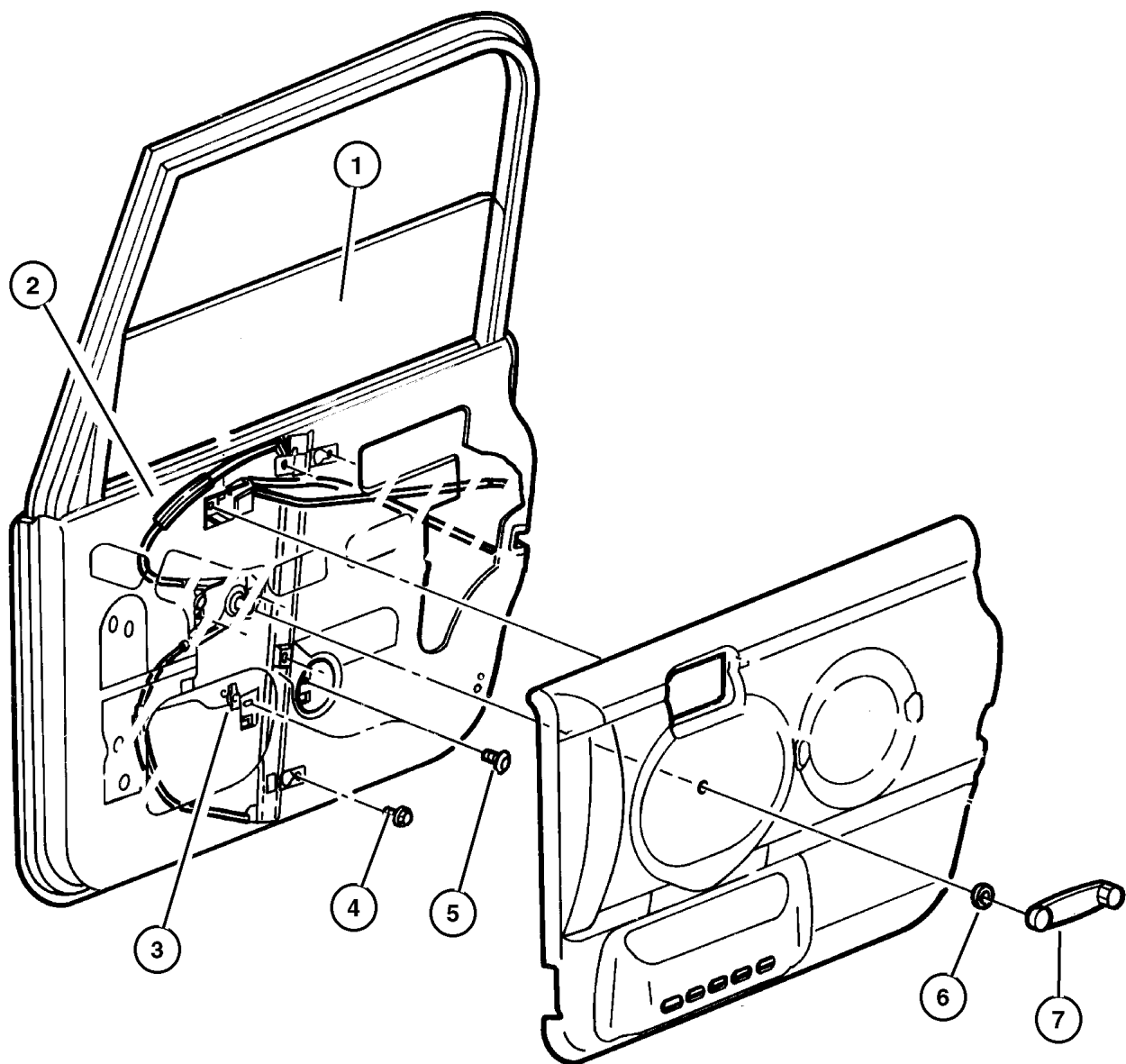
TRANSMISSION
DGG, DGD = 32RH 3 Spd. Auto.
DDQ = 5 Spd. Manual
DDD = 5 Speed HD Manual
DG0 = Auto. Trans.
DBB = Manual Trans.

AR = Use as required - = Non illustrated part # = New this model year

May 2, 2002

**Door, Full Front Glass And Regulator
Figure DTJ-120**

ITEM	PART NUMBER	QTY	LINE	SERIES	BODY	DESCRIPTION
1						GLASS, Door
	5517 5324	1				Right
	5517 5325	1				Left
2						REGULATOR, Front Door Window
	55076 024AB	1				Right
	55076 025AB	1				Left
3	5517 6412	4				GROMMET, Body
4						SCREW, (NOT SERVICED)
5	6035 224	4				SCREW, Pan Head Special, .25x10x.625
6	5507 6218	2				SPACER, Door Handle
7	FW80 PX9	2				HANDLE, Window Regulator, Glass



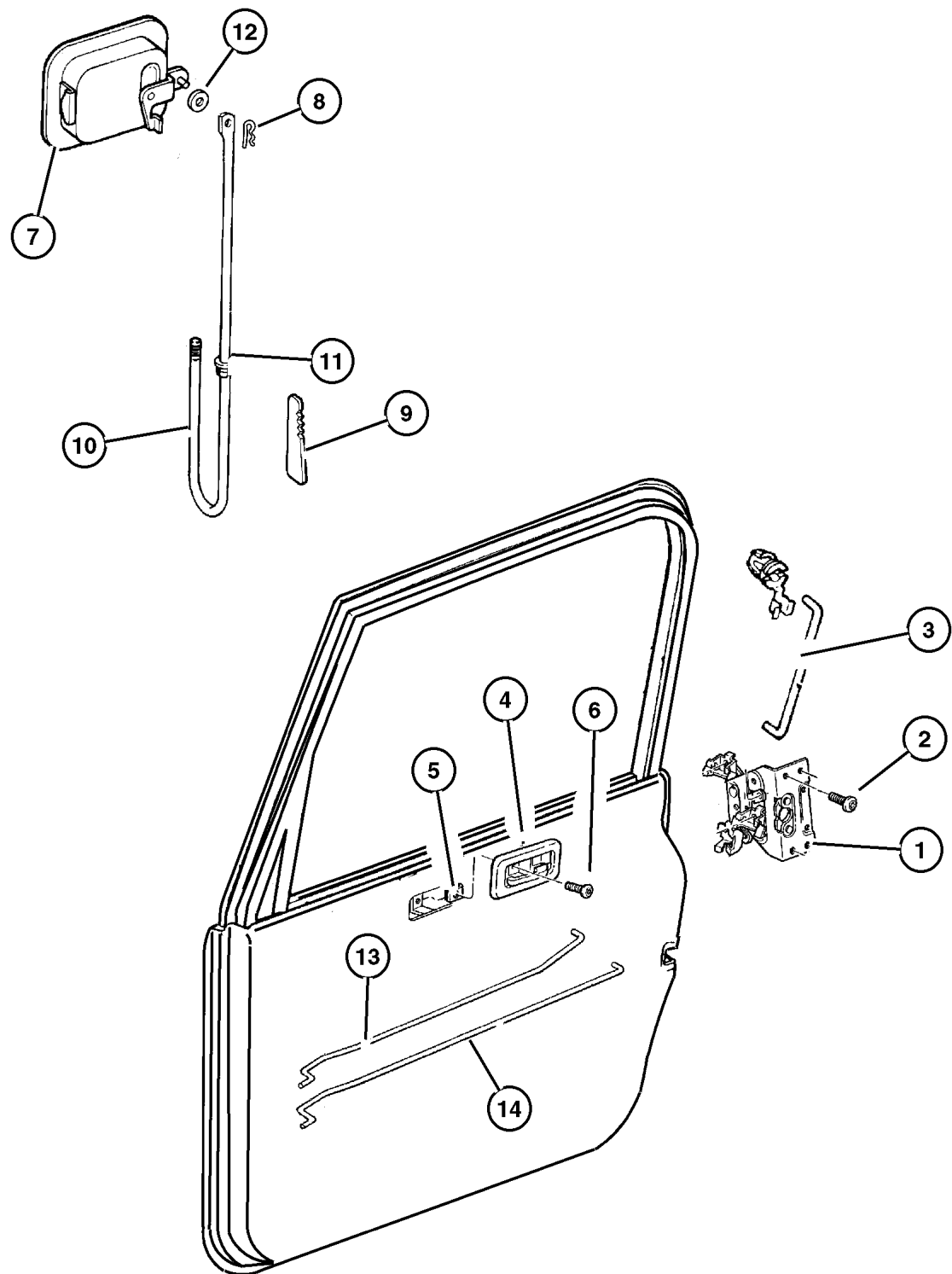
JEEP WRANGLER (TJ)

SERIES	LINE	BODY	ENGINE	TRANSMISSION
H = Sport	J = Wrangler 4WD	77 = 93.4 WB	EPE, EP0 = 2.5L Power Tech	DGG, DGD = 32RH 3 Spd. Auto.
L = SE	U = Wrangler 4WD (RHD)		ERH, ER0 = 4.0L Power Tech	DDQ = 5 Spd. Manual
P = Sahara				DDD = 5 Speed HD Manual
				DG0 = Auto. Trans.
				DBB = Manual Trans.

AR = Use as required - = Non illustrated part # = New this model year

May 2, 2002

Door, Full Front Lock And Controls
Figure DTJ-130



ITEM	PART NUMBER	QTY	LINE	SERIES	BODY	DESCRIPTION
1						LATCH, Front Door
	55075 990AE	1				Right
	55075 991AE	1				Left
2	6033 876	6				SCREW, Tapping, M6.3x1.8x38.1
3	5507 5989	2				LINK, Latch Locking
4						HANDLE, Inside Release
	55176 476AB	1				Right
	55176 477AB	1				Left
5	6503 998	2				NUT, U Multi Thread, M5 x .80
6	6505 026AA	2				SCREW, M5x16
7						HANDLE, Exterior Door
	55176 382AE	1				Right
	55176 383AE	1				Left
8	J400 5122	2				PIN, Hitch
9	5507 6221	4				KEEPER, Outside Handle
10						LINK, Latch Release
	5507 5992	1				Exterior Handle to Latch, Right
	5507 5993	1				Exterior Handle to Latch, Left
11	5517 6399	2				BUSHING, Door Handle
12						WASHER, (NOT SERVICED)
13						LINK, Door Latch
	55176 628AB	1				Right
	55176 629AB	1				Left
14						LINK, Door Latch
	5517 6630	1				Right
	5517 6631	1				Left
-15	55177 131AA	2				BRACKET, Door Inside, J Rod Guide

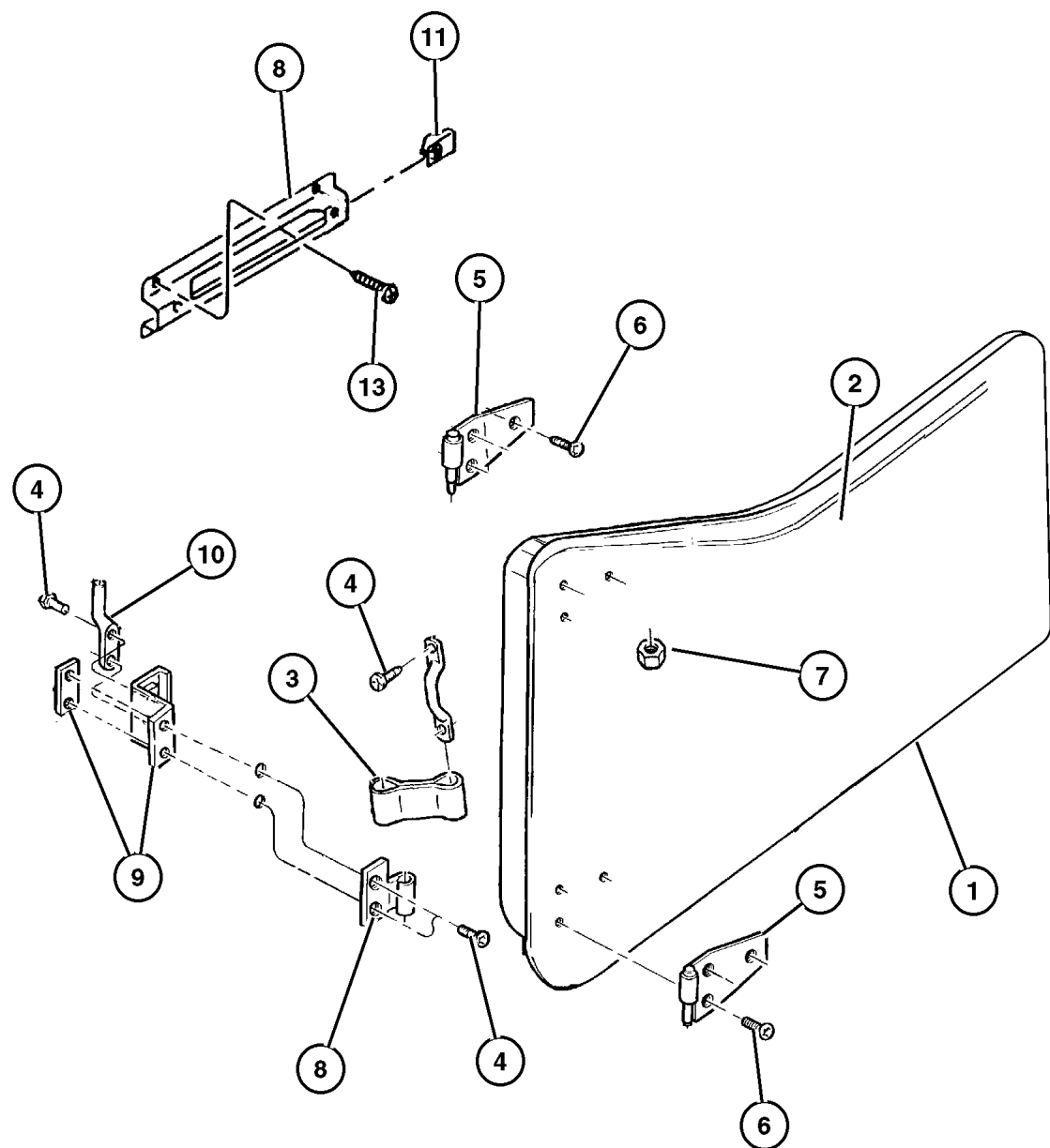
JEEP WRANGLER (TJ)

SERIES	LINE	BODY	ENGINE	TRANSMISSION
H = Sport	J = Wrangler 4WD	77 = 93.4 WB	EPE, EP0 = 2.5L Power Tech	DGG, DGD = 32RH 3 Spd. Auto.
L = SE	U = Wrangler 4WD (RHD)		ERH, ER0 = 4.0L Power Tech	DDQ = 5 Spd. Manual
P = Sahara				DDD = 5 Speed HD Manual
				DG0 = Auto. Trans.
				DBB = Manual Trans.

AR = Use as required - = Non illustrated part # = New this model year

May 2, 2002

Door, Half Front Shell And Hinges Figure DTJ-160



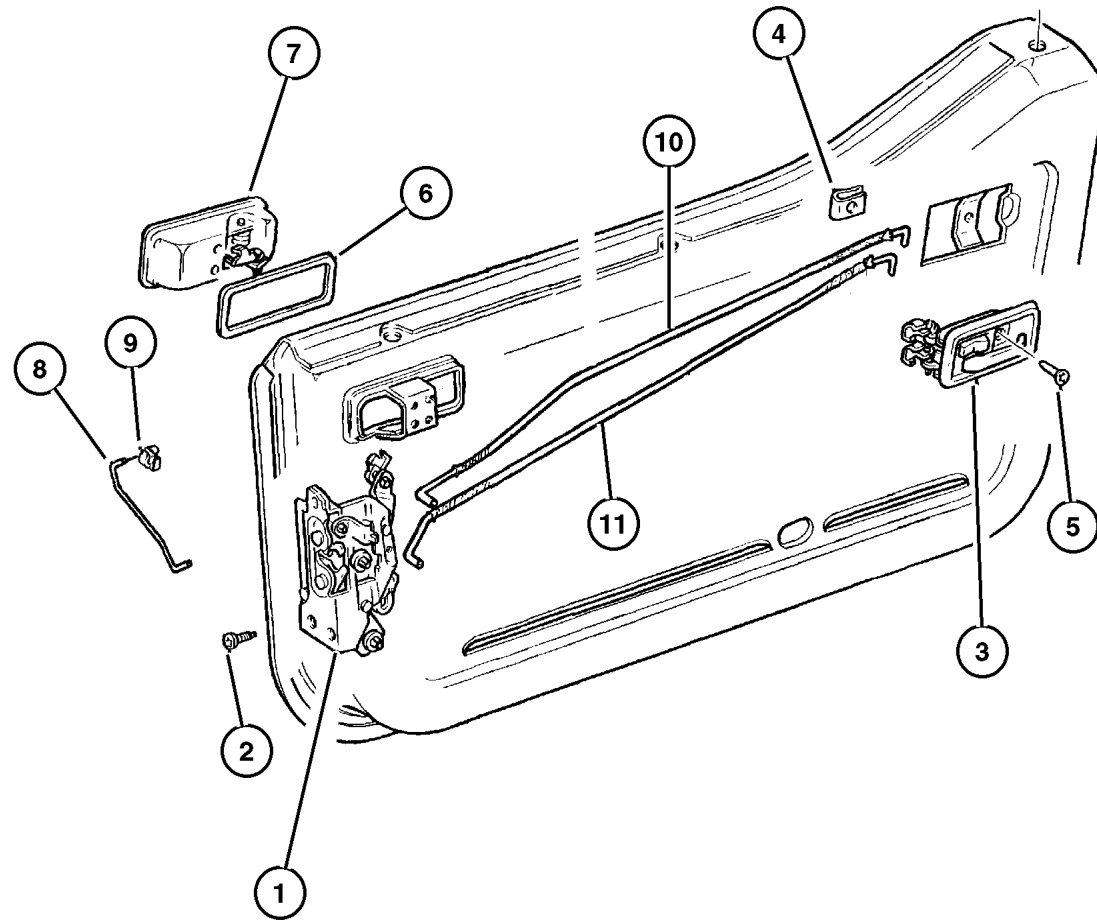
ITEM	PART NUMBER	QTY	LINE	SERIES	BODY	DESCRIPTION
1						DOOR, Front
	55174 846AB	1				Right
	55174 847AB	1				Left
2						PANEL, Door Outer
	5517 5196	1				Right
	5517 5197	1				Left
3	5517 6339	2				CHECK, Front Door
4	6035 757	8				SCREW
5						HINGE, Door Half
	5517 6366	1				Lower, Right
	5517 6367	1				Lower, Left
	5517 6368	1				Upper, Right
	5517 6369	1				Upper, Left
6	6504 443	12				SCREW
7	6504 417	4				NUT, Hex, M8x1.25
8						HINGE, Body Half
	55075 560AB	1				Lower Body Half, Right
	55075 561AB	1				Lower Body Half, Left
9	J545 9281	2				TAPPING PLATE, Door Hinge Body Half
10	J545 9286	2				PIN, Restraint Strap
11	6504 993AA	4				NUT
-12	55175 849AC	2				BRACKET, Grab Handle
13						SCREW, (NOT SERVICED)

JEEP WRANGLER (TJ)				
SERIES	LINE	BODY	ENGINE	TRANSMISSION
H = Sport	J = Wrangler 4WD	77 = 93.4 WB	EPE, EP0 = 2.5L Power Tech	DGG, DGD = 32RH 3 Spd. Auto.
L = SE	U = Wrangler 4WD (RHD)		ERH, ER0 = 4.0L Power Tech	DDQ = 5 Spd. Manual
P = Sahara				DDD = 5 Speed HD Manual
				DG0 = Auto. Trans.
				DBB = Manual Trans.

AR = Use as required - = Non illustrated part # = New this model year

May 2, 2002

Door, Half Front Lock And Controls
Figure DTJ-170



ITEM	PART NUMBER	QTY	LINE	SERIES	BODY	DESCRIPTION
1						LATCH, Front Door
	55075 982AB	1				Right
	55075 983AB	1				Left
2	6033 876	6				SCREW, Tapping, M6.3x1.8x38.1
3						HANDLE, Inside Release
	55176 476AB	1				Right
	55176 477AB	1				Left
4	55075 974AB	2				LINK, Latch Locking
5	6505 026AA	2				SCREW, M5x16
6	J374 3608	2				SEAL, Handle, Exterior Handle
7						HANDLE, Exterior Door
	55176 548AB	1				Right
	55176 549AB	1				Left
8						LINK, Latch Release
	5507 5976	1				Right
	5507 5977	1				Left
9	6503 998	2				NUT, U Multi Thread, M5 x .80
10						LINK, Door Latch
	5517 6626	1				Right
	5517 6627	1				Left
11						LINK, Door Latch
	5517 6624	1				Right
	5517 6625	1				Left

JEEP WRANGLER (TJ)

SERIES	LINE	BODY	ENGINE	TRANSMISSION
H = Sport	J = Wrangler 4WD	77 = 93.4 WB	EPE, EP0 = 2.5L Power Tech	DGG, DGD = 32RH 3 Spd. Auto.
L = SE	U = Wrangler 4WD (RHD)		ERH, ER0 = 4.0L Power Tech	DDQ = 5 Spd. Manual
P = Sahara				DDD = 5 Speed HD Manual
				DG0 = Auto. Trans.
				DBB = Manual Trans.

AR = Use as required - = Non illustrated part # = New this model year

May 2, 2002

**Mirror, Exterior
Figure DTJ-510**



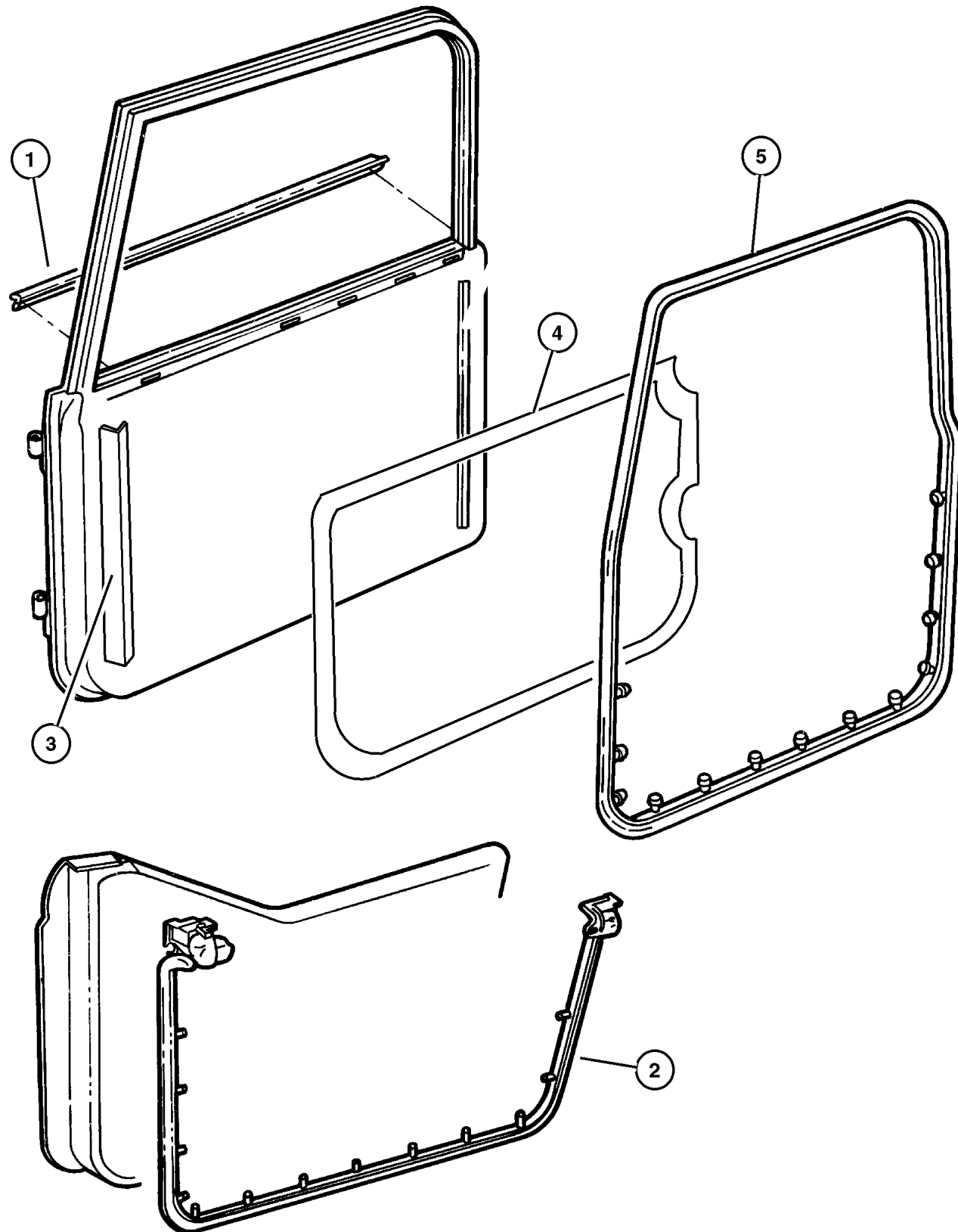
ITEM	PART NUMBER	QTY	LINE	SERIES	BODY	DESCRIPTION
=European Equipment Group---SAA=Manual Steering---SBA=Power Steering						
Note: Sales Code GSE = Mirror Right =European Equipment Group---SAA=Manual Steering---SBA=Power Steering						
Note: Sales Code GRE = Mirror Left =European Equipment Group---SAA=Manual Steering---SBA=Power Steering						
Note: Sales Code GSV = Mirror Right Manual =European Equipment Group---SAA=Manual Steering---SBA=Power Steering						
Note: Sales Code GRV = Mirror Left Manual =European Equipment Group---SAA=Manual Steering---SBA=Power Steering						
1						MIRROR, Outside Rearview
	5515 4880	1				[GSE], Right
	5515 4881	1				[GRE], Left
	5515 4882	1	J			[GSV], Right
	5515 4883	1	J			[GRV], Left
	5515 5588	1	J			Middle East [GST], Right
	5515 5589	1	J			Middle East [GRT], Left
	5515 4882	1	J	H, L, P	77	[GCF], Right
	5515 4883	1	J	H, L, P	77	[GCF], Left
	5515 5044	1	U			[GSC], Right
	5515 5045	1	U			[GRC], Left
2	6034 566	6				SCREW, Tapping Flange Head, .25-20x.875

JEEP WRANGLER (TJ)				
SERIES	LINE	BODY	ENGINE	TRANSMISSION
H = Sport	J = Wrangler 4WD	77 = 93.4 WB	EPE, EP0 = 2.5L Power Tech	DGG, DGD = 32RH 3 Spd. Auto.
L = SE	U = Wrangler 4WD (RHD)		ERH, ER0 = 4.0L Power Tech	DDQ = 5 Spd. Manual
P = Sahara				DDD = 5 Speed HD Manual
				DG0 = Auto. Trans.
				DBB = Manual Trans.

AR = Use as required - = Non illustrated part # = New this model year

**Door Weatherstrips And Runs
Figure DTJ-610**

ITEM	PART NUMBER	QTY	LINE	SERIES	BODY	DESCRIPTION
1						WEATHERSTRIP, Door Belt
	55176 564AC	1				Right
	55176 565AC	1				Left
2						WEATHERSTRIP, Front Door
	55177 258AB	1				Right
	55177 259AB	1				Left
3						WEATHERSTRIP, Glass Channel Run
	55175 226AB	2				Weatherstrip
	55175 750AB	2				Channel
4						WATERSHIELD, Front Door
	55175 786AE	1				Right
	55175 787AE	1				Left
5						WEATHERSTRIP, Front Door
	55177 260AB	1				Right
	55177 261AB	1				Left



JEEP WRANGLER (TJ)

SERIES	LINE	BODY	ENGINE	TRANSMISSION
H = Sport	J = Wrangler 4WD	77 = 93.4 WB	EPE, EP0 = 2.5L Power Tech	DGG, DGD = 32RH 3 Spd. Auto.
L = SE	U = Wrangler 4WD (RHD)		ERH, ER0 = 4.0L Power Tech	DDQ = 5 Spd. Manual
P = Sahara				DDD = 5 Speed HD Manual
				DG0 = Auto. Trans.
				DBB = Manual Trans.

AR = Use as required - = Non illustrated part # = New this model year

May 2, 2002

Group – ETJ

Exterior Ornamentation

GROUP ETJ - Exterior Ornamentation

Illustration Title

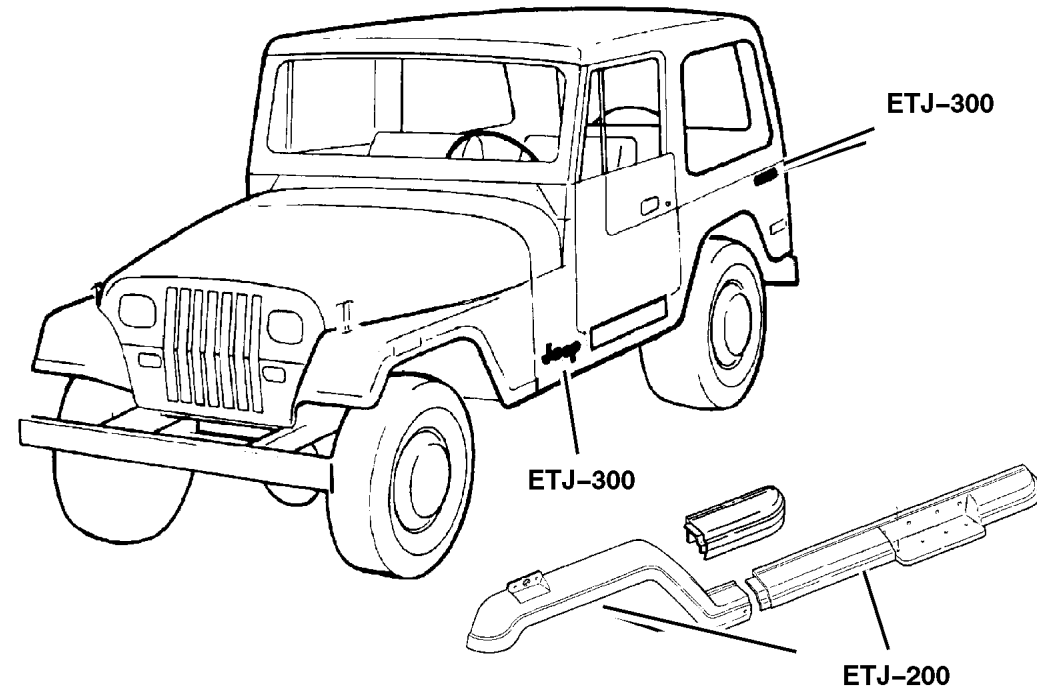
Group-Fig. No.

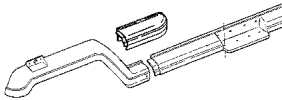
Moldings and Ornamentation

Moldings Fig. ETJ-210

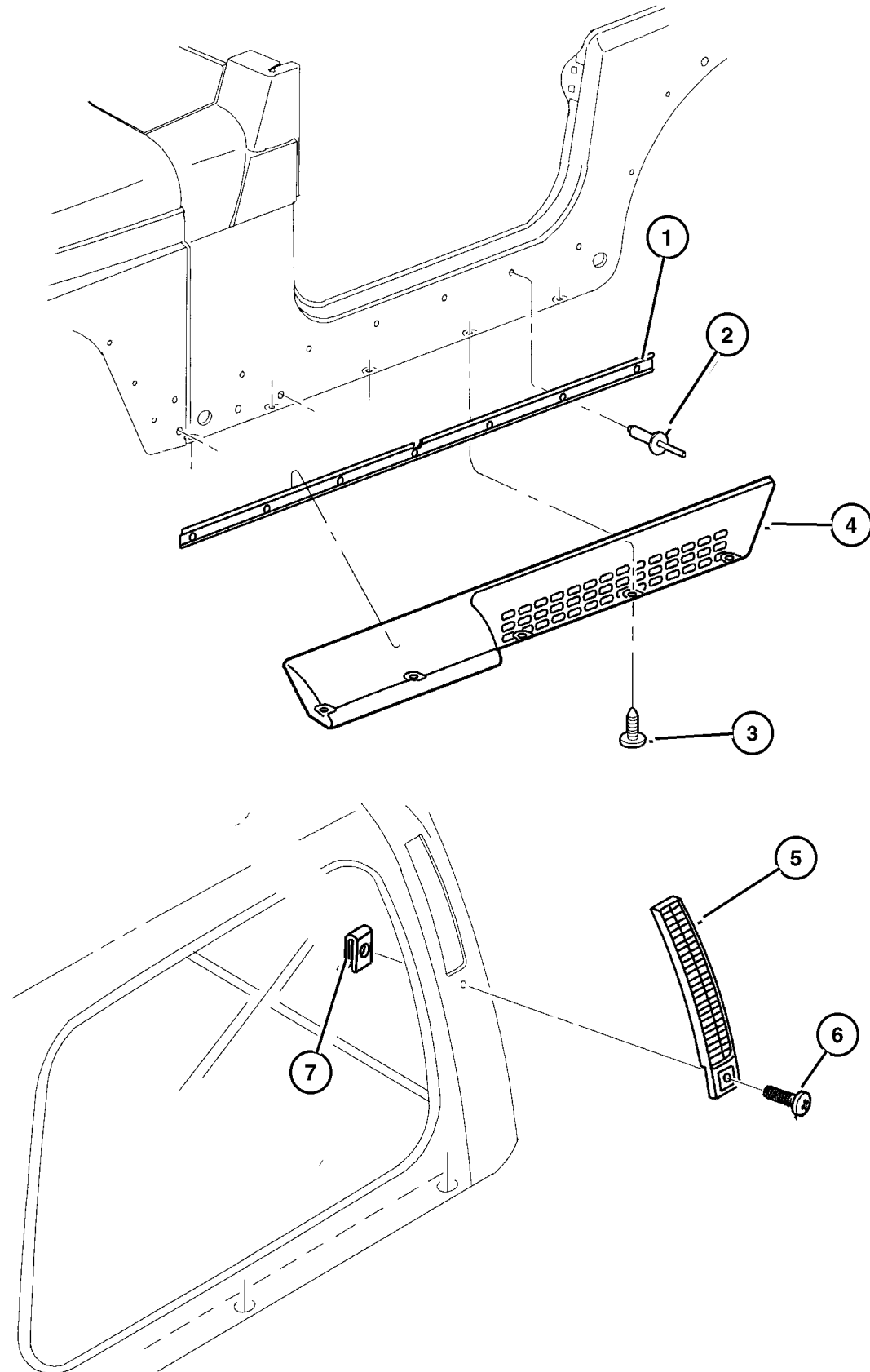
Decals and Tapestripes

Decals Fig. ETJ-310



<p>ETJ-200 Moldings and Ornamentation</p> 	<p>ETJ-300 Decals and Tapestripes</p> <p>JEEP</p> <p>WRANGLER</p>		
--	--	--	--

Mouldings Figure ETJ-210



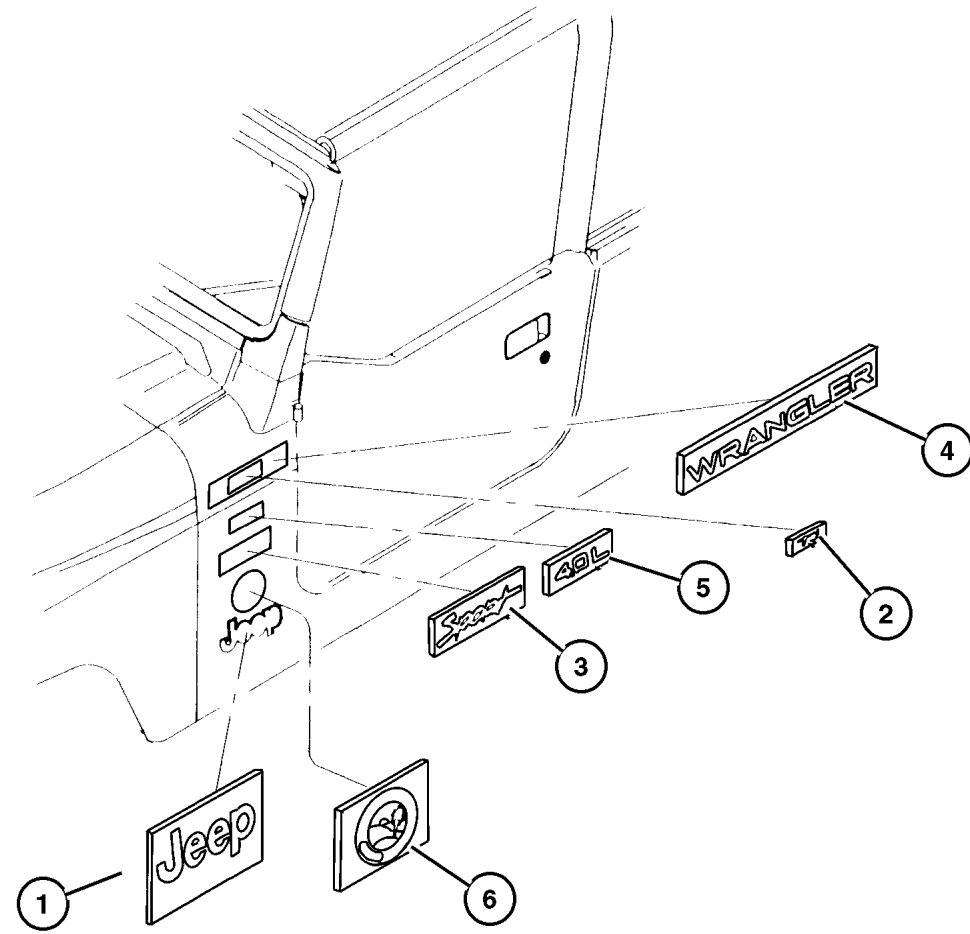
ITEM	PART NUMBER	QTY	LINE	SERIES	BODY	DESCRIPTION
1	55174 995AB	2		P		RAIL, Sill Molding Hanger
2	3420 1597	14		P		RIVET, Dome Head Blind, .1875x.625
3	6030 441	2	J			PIN, Retainer
4	5DS7 6TX8	1		P		MOLDING, Body Side, Service Dealer Paint Right
	5DS7 7TX8	1		P		Left
5						EXHAUSTER, Front Door
	5503 6306	1				Right
	5503 6307	1				Left
6						SCREW, (NOT SERVICED)
7						NUT, (NOT SERVICED)

JEEP WRANGLER (TJ)				
SERIES	LINE	BODY	ENGINE	TRANSMISSION
H = Sport	J = Wrangler 4WD	77 = 93.4 WB	EPE, EP0 = 2.5L Power Tech	DGG, DGD = 32RH 3 Spd. Auto.
L = SE	U = Wrangler 4WD (RHD)		ERH, ER0 = 4.0L Power Tech	DDQ = 5 Spd. Manual
P = Sahara				DDD = 5 Speed HD Manual
				DG0 = Auto. Trans.
				DBB = Manual Trans.

AR = Use as required - = Non illustrated part # = New this model year

May 2, 2002

Decals
Figure ETJ-310



ITEM	PART NUMBER	QTY	LINE	SERIES	BODY	DESCRIPTION
1						DECAL, Bodyside, JEEP
	5FC8 4TA2	2				[KWP]
	5FC8 4TA9	2				[KWR]
2						DECAL
	5FE5 6TA2	2	J			[KVP]
	5FE5 6TA9	2	J			[KVR]
3						DECAL, Bodyside, SPORT
	5FC8 1HA2	2				[KFP]
	5FC8 1HA9	2				[KFR]
4						DECAL, Bodyside, Wrangler
	5FC8 3TA2	2				[KXP]
	5FC8 3TA9	2				[KXR]
5						DECAL, 4.0L High Output
	5FC8 5TA2	2				[KYP]
	5FC8 5TA9	2				[KYR]
6	5FE5 2WGK	2				DECAL, Sahara, [KBT]
-7	5515 5566	2				PROTECTOR, Door Opening, Lower Door
-8	#55156 599AA	2				DECAL, "60TH ANNIVERSARY EDITION"

JEEP WRANGLER (TJ)				
SERIES	LINE	BODY	ENGINE	TRANSMISSION
H = Sport	J = Wrangler 4WD	77 = 93.4 WB	EPE, EP0 = 2.5L Power Tech	DGG, DGD = 32RH 3 Spd. Auto.
L = SE	U = Wrangler 4WD (RHD)		ERH, ER0 = 4.0L Power Tech	DDQ = 5 Spd. Manual
P = Sahara				DDD = 5 Speed HD Manual
				DG0 = Auto. Trans.
				DBB = Manual Trans.

AR = Use as required - = Non illustrated part # = New this model year

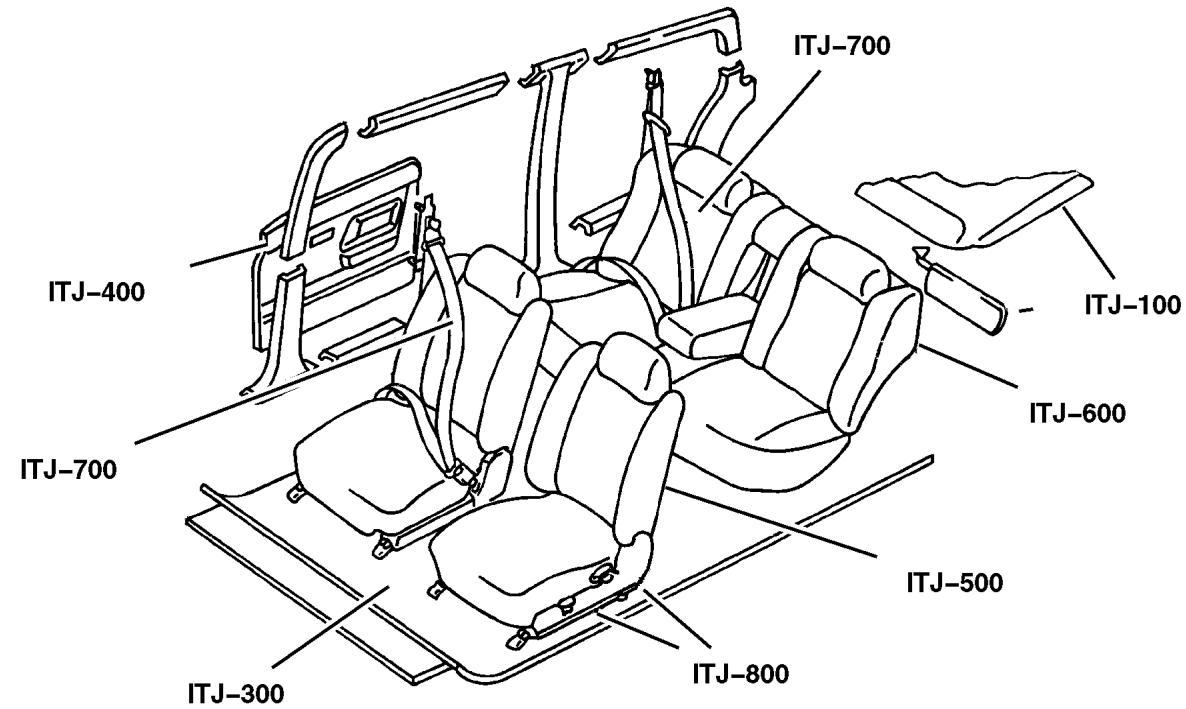
Group – ITJ

Interior Trim

GROUP ITJ - Interior Trim

Illustration Title

Group-Fig. No.



Headliner and Visor

Sunvisors Fig. ITJ-110

Carpet and Tonneau Cover

Carpets And Interior Trim Panels Fig. ITJ-310

Door Trim Panels- Front and Sliding

Door Trim Panels Half Doors & Full Doors Fig. ITJ-410

Front Seats and Attaching Parts

Front Seats Fig. ITJ-510

Rear Seats and Attaching Parts

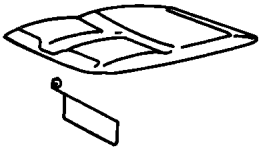

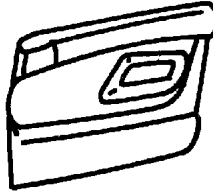


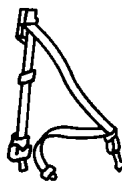
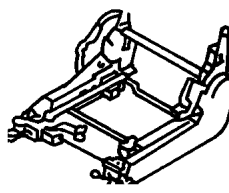
Seat Assemblies, Seat Covers Rear Seat Fig. ITJ-610

Seat Belts-Front and Rear

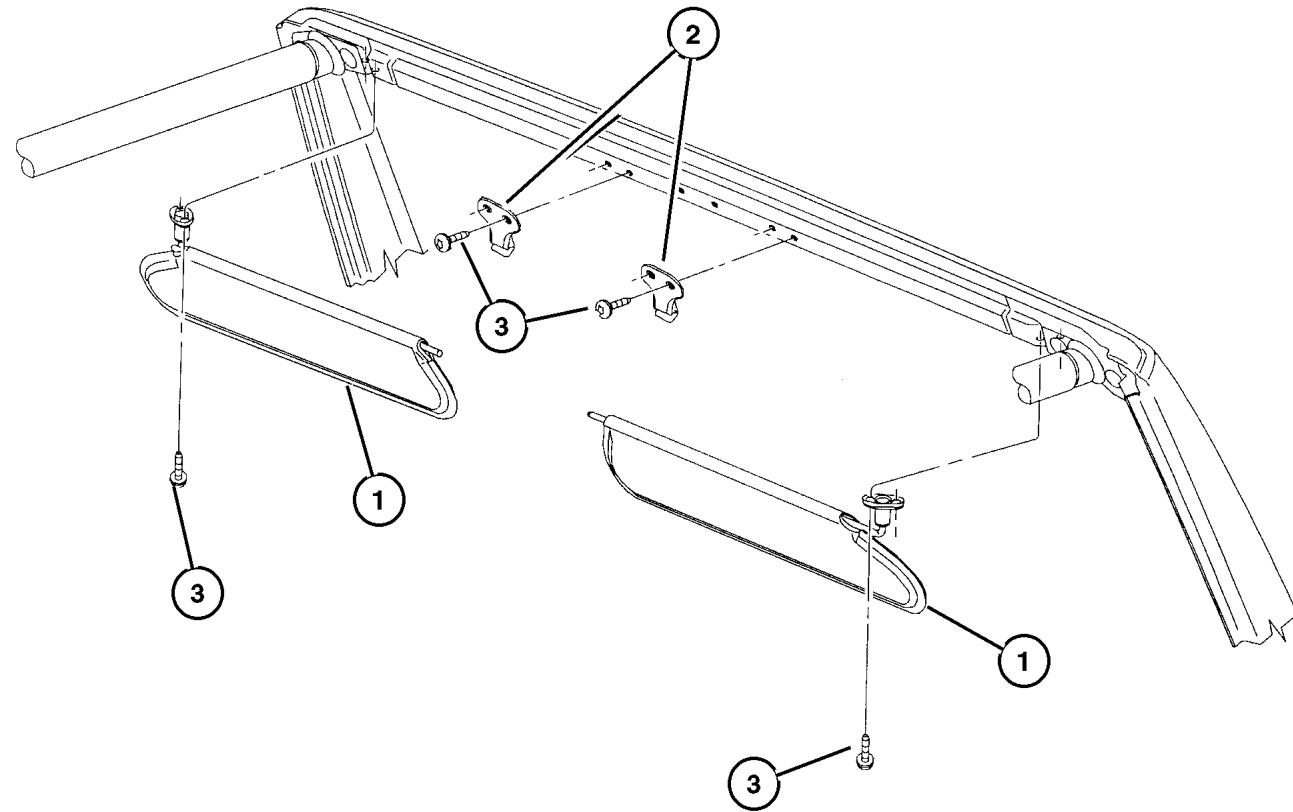
Seat Belts Fig. ITJ-710

Adjusters, Covers, Shields, and Risers

Seat Assemblies, Adjusters, Recliners Fig. ITJ-810

<p>ITJ-100 Headliner and Visor</p> 	<p>ITJ-300 Carpet and Tonneau Cover</p> 	<p>ITJ-400 Door Trim Panels- Front and Sliding</p> 	<p>ITJ-500 Front Seats and Attaching Parts</p> 
<p>ITJ-600 Rear Seats and Attaching Parts</p> 	<p>ITJ-700 Seat Belts-Front and Rear</p> 	<p>ITJ-800 Adjusters, Covers, Shields, and Risers</p> 	

**Sunvisors
Figure ITJ-110**



ITEM	PART NUMBER	QTY	LINE	SERIES	BODY	TRIM	DESCRIPTION
1							VISOR
	5EP34 LAZAG	1	J				[AZ, K5], Right
	5EP34 RK5AG	1	J				[KG], Right
	5EP35 LAZAG	1	J				[AZ, K5], Left
	5EP35 RK5AG	1	J				[KG], Left
	5FP02 LAZAG	1	U				[AZ, K5], Right
	5FP02 RK5AG	1	U				[KG], Right
	5FP03 LAZAG	1	U				[AZ, K5], Left
	5FP03 RK5AG	1	U				[KG], Left
2	55217 264AB	2					SUPPORT, Visor
3							SCREW, .164-18x.75, (NOT SERVICED)

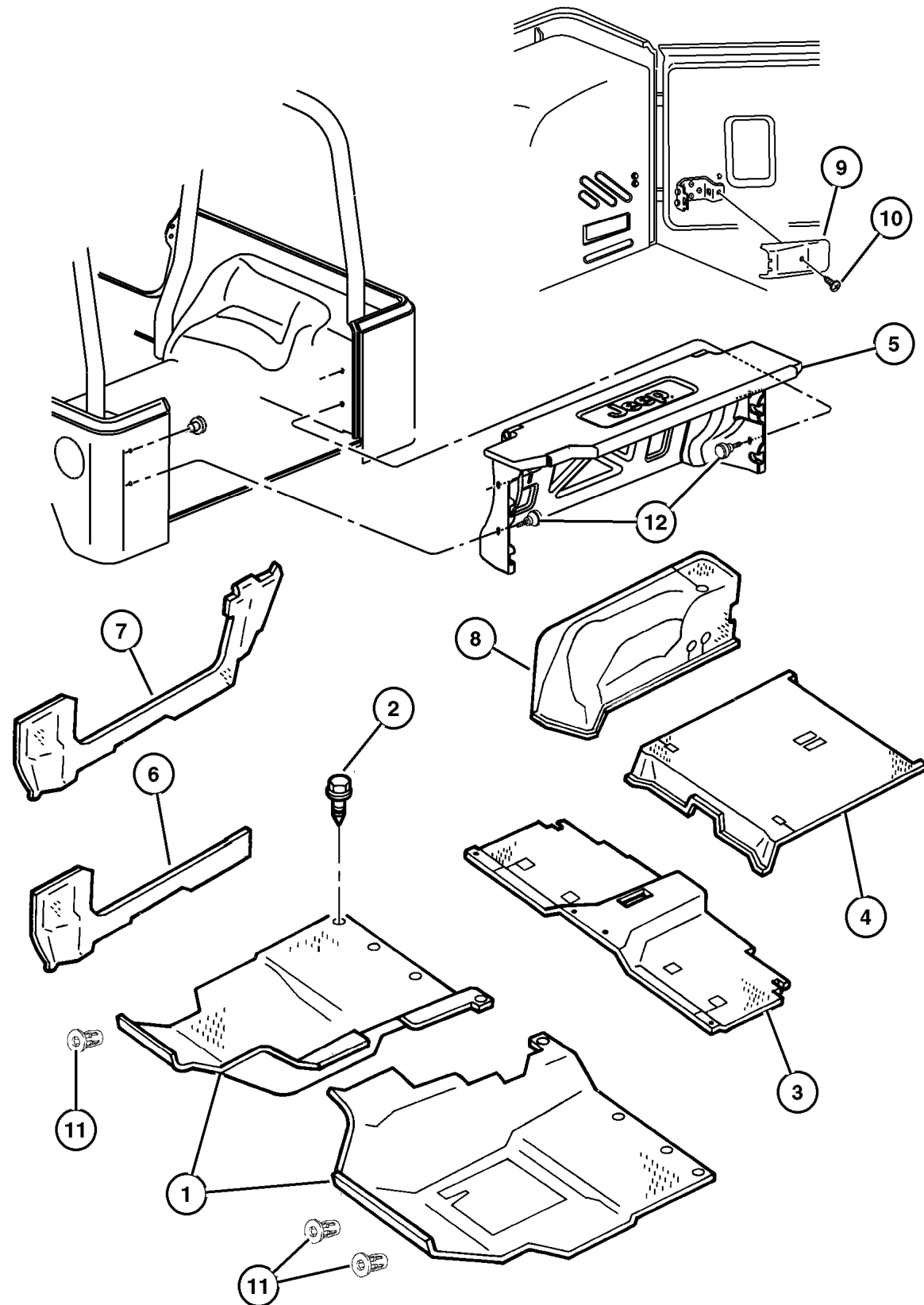
JEEP WRANGLER (TJ)			
SERIES	LINE	BODY	ENGINE
H = Sport	J = Wrangler 4WD	77 = 93.4 WB	EPE, EP0 = 2.5L Power Tech
L = SE	U = Wrangler 4WD (RHD)		ERH, ER0 = 4.0L Power Tech
P = Sahara			

TRANSMISSION
DGG, DGD = 32RH 3 Spd. Auto.
DDQ = 5 Spd. Manual
DDD = 5 Speed HD Manual
DG0 = Auto. Trans.
DBB = Manual Trans.

AR = Use as required - = Non illustrated part # = New this model year

May 2, 2002

Carpets And Interior Trim Panels
Figure ITJ-310



ITEM	PART NUMBER	QTY	LINE	SERIES	BODY	TRIM	DESCRIPTION
1							CARPET, Front Floor
	5FV51 LAZAD	1	J				[AZ], Left
	5FV51 VK9AD	1	J				[KG, K5], Left
	5FW15 LAZAD	1	U				[AZ], Left
	5FW15 VK9AD	1	U				[KG, K5], Left
	5FW50 LAZAF	1	J				[AZ], Right
	5FW50 VK9AF	1	J				[KG, K5], Right
	5FW14 LAZAF	1	U				[AZ], Right
	5FW14 VK9AF	1	U				[KG, K5], Right
2	J400 7545	2					SCREW AND WASHER, Snap Head, .164-18x.375
3							CARPET, Rear Floor
	5FV4 9LAZ	1					[AZ], With Mini Console
	5FV4 9VK9	1					[KG, K5], With Mini Console
	#5HG24 LAZAA	1					[AZ], With Full Console
	#5HG24 VK9AA	1					[KG, K5], With Full Console
4							CARPET, Cargo Floor
	#5FW16 LAZAF	1					[AZ]
	#5FW16 VK9AF	1					[KG, K5]
5							PANEL, Add A Trunk, With Latches
	#5GY84 1AZAB	1					[AZ]
	#5GY84 1K5AB	1					[KG, K5]
6							PANEL, Cowl and Scuff
	#5HG58 RK5AA	1		P			[KG], After 8/14/00, Right
	#5HG59 RK5AA	1		P			[KG], After 8/14/00, Left
7							CARPET, Floor
	5GA74 VK9AB	1					[KG], Up to 8/14/00, Right
	5GA75 VK9AB	1					[KG], Up to 8/14/00, Left
8							CARPET, Wheelhouse
	5FV16 LAZAC	1					[AZ], Right
	5FV16 VK9AC	1					[KG, K5], Right
	5FV17 LAZAD	1					[AZ], Left
	5FV17 VK9AD	1					[KG, K5], Left
9	5521 7099	1					COVER, Contact Button
10							SCREW, .164-18x.625, (NOT SERVICED)
11							NUT, Push On
	6503 274	5	U				
		4	J				
12	#55352 813AA	4					KNOB
-13							MAT KIT, Floor - Front
	#5JA70 1AZAA	1					[60TH] Anniversary, Front Only
	#5JD18 LAZAA	1	U				[AZ], Right Hand Drive
	#5JD18 VK9AA	1	U				[K5, KG], Right Hand Drive

JEEP WRANGLER (TJ)

SERIES	LINE	BODY	ENGINE	TRANSMISSION
H = Sport	J = Wrangler 4WD	77 = 93.4 WB	EPE, EP0 = 2.5L Power Tech	DGG, DGD = 32RH 3 Spd. Auto.
L = SE	U = Wrangler 4WD (RHD)		ERH, ER0 = 4.0L Power Tech	DDQ = 5 Spd. Manual
P = Sahara				DDD = 5 Speed HD Manual
				DG0 = Auto. Trans.
				DBB = Manual Trans.

AR = Use as required - = Non illustrated part # = New this model year

May 2, 2002

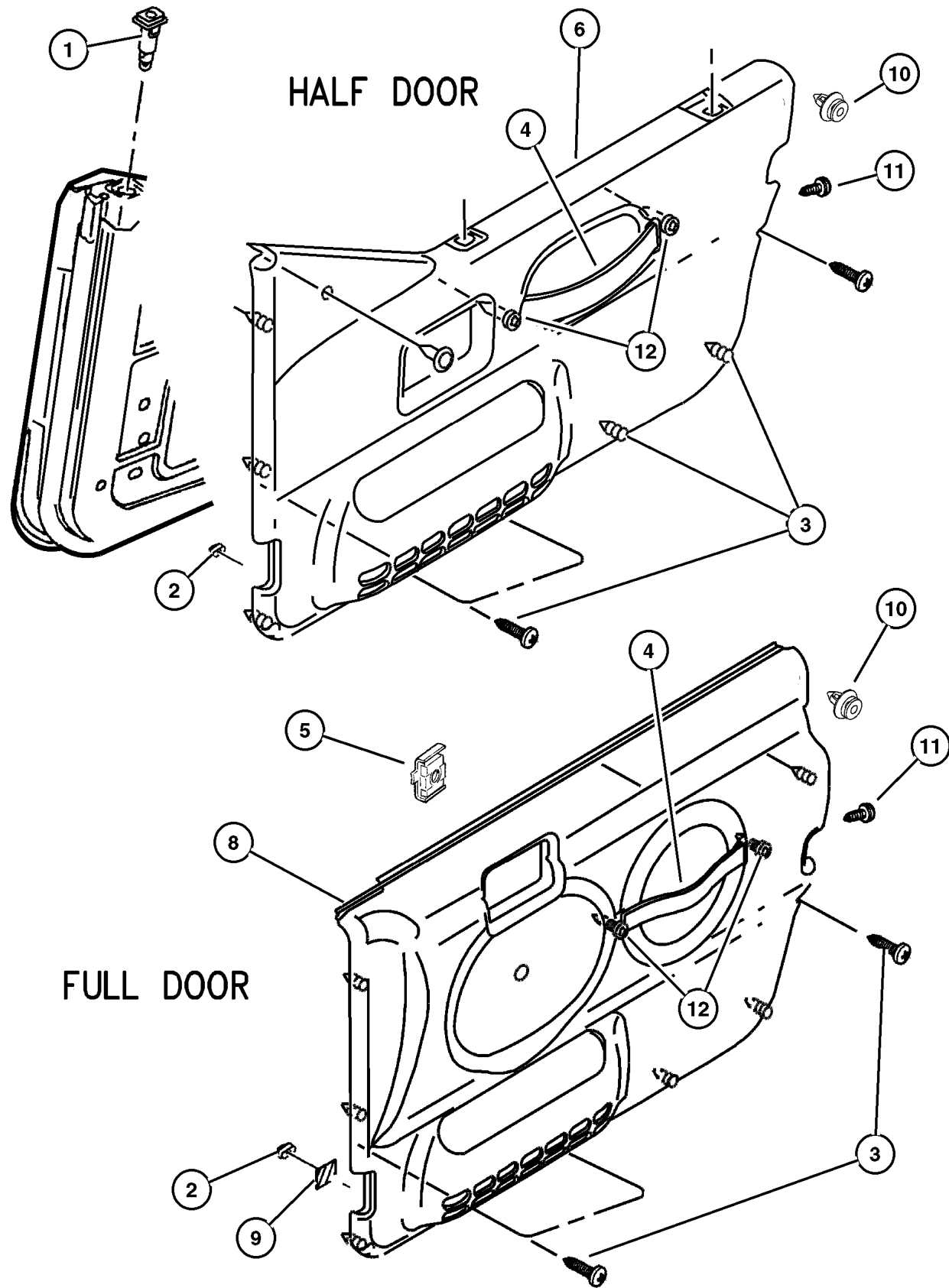
Door Trim Panels Half Doors & Full Doors
Figure ITJ-410

ITEM	PART NUMBER	QTY	LINE	SERIES	BODY	TRIM	DESCRIPTION
1							GROMMET, Door Window Stabilizer
	5EJ6 4LAZ	6					[AZ]
	5EJ6 4RK5	6					[KG, K5]
2	3420 1872	4					NUT, Snap In, M4.2 x 1.41
3	6504 617	6					SCREW, M4.2-1.41x13
4	5ES4 3TAZ	1					HANDLE, Door Interior, [AZ, K5, KG]
5	6504 993AA	4					NUT
6							PANEL, Door Trim
	5DY64 1K5AC	1					[KG, K5], Right
	5DY64 LAZAC	1					[AZ], Right
	5DY65 1K5AC	1					[KG, K5], Left
	5DY65 LAZAC	1					[AZ], Left
-7							PIN, Push
	5FP8 4LAZ	4					[AZ]
	5FP8 4RK5	4					[KG, K5]
8							PANEL, Door Trim
	5DY66 1K5AC	1					[KG, K5], Right
	5DY66 LAZAC	1					[AZ], Right
	5DY67 1K5AC	1					[KG, K5], Left
	5DY67 LAZAC	1					[AZ], Left
9	4696 841	4					TAPE, Door Trim Seal
10	6504 014	6					FASTENER, Door Trim Panel
11	6504 617	2					SCREW, M4.2-1.41x13
12	6035 747	2					SCREW, M4.2-1.41x13

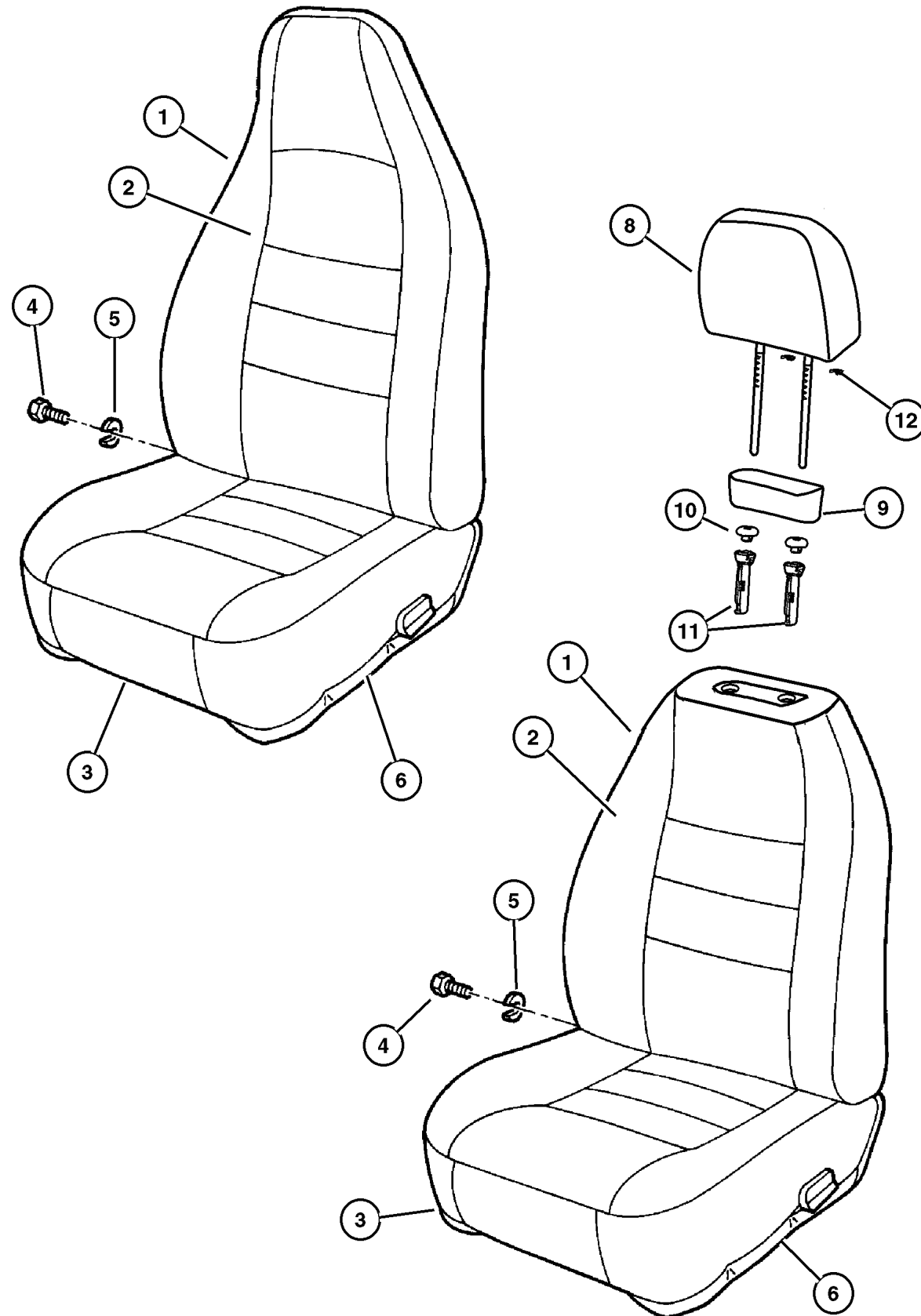
JEEP WRANGLER (TJ)				
SERIES	LINE	BODY	ENGINE	TRANSMISSION
H = Sport	J = Wrangler 4WD	77 = 93.4 WB	EPE, EP0 = 2.5L Power Tech	DGG, DGD = 32RH 3 Spd. Auto.
L = SE	U = Wrangler 4WD (RHD)		ERH, ER0 = 4.0L Power Tech	DDQ = 5 Spd. Manual
P = Sahara				DDD = 5 Speed HD Manual
				DG0 = Auto. Trans.
				DBB = Manual Trans.

AR = Use as required - = Non illustrated part # = New this model year

May 2, 2002



Front Seats Figure ITJ-510



ITEM	PART NUMBER	QTY	LINE	SERIES	BODY	TRIM	DESCRIPTION
1							SEAT BACK, Front
	#UJ28 1KGAA	1	J			D7	[KG], Right,Export
		1	U			D7	[KG], Right,Export
	#UJ25 1KGAA	1	J			D7	[KG], Left,Export
		1	U			D7	[KG], Left,Export
	#UG81 1AZAA	1	J			E6	[AZ], Left
	#UG81 1K5AA	1	J			E6	[K5], Left
	#UH11 1AZAA	1	J			E6	[AZ], Left,Export
		1	U			E6	[AZ], Left,Export
	#UH11 1K5AA	1	U			E6	[K5], Left,Export
		1	J			E6	[K5], Left,Export
	#UW20 1K5AA	1	U			E6	[K5], Right,Export
		1	J			E6	[K5], Right,Export
	#UW20 1AZAA	1	J			E6	[AZ], Right,Export
		1	U			E6	[AZ], Right,Export
	#UG80 1AZAA	1	U			E6	[AZ], Right
		1	J			E6	[AZ], Right
	#UG80 1K5AA	1	U			E6	[K5], Right
		1	J			E6	[K5], Right
	#UH81 1K5AA	1	U			E7	[K5], Left
		1	J			E7	[K5], Left
	#UH80 1AZAA	1	U			E7	[AZ], Right
		1	J			E7	[AZ], Right
	#UH80 1K5AA	1	J			E7	[K5], Right
		1	U			E7	[K5], Right
	#UH81 1AZAA	1	U			E7	[AZ], Left
		1	J			E7	[AZ], Left
	#UW27 1K5AA	1	U			L5	[K5], Left,Export
		1	J			L5	[K5], Left,Export
	#UW27 1AZAA	1	J			L5	[AZ], Left,Export
		1	U			L5	[AZ], Left,Export
	#UW26 1K5AA	1	J			L5	[K5], Right,Export
		1	U			L5	[K5], Right,Export
	#UW26 1AZAA	1	J			L5	[AZ], Right,Export
		1	U			L5	[AZ], Right,Export
	#UH56 1AZAA	1				L5	[AZ], Right
	#UH56 1K5AA	1				L5	[K5], Right
	#UH65 1K5AA	1				L5	[K5], Left
	#UH65 1AZAA	1				L5	[AZ], Left
	#UW28 1KGAA	1	J			M5	[KG], Right,Export
		1	U			M5	[KG], Right,Export
	#UW29 1KGAA	1	J			M5	[KG], Left,Export

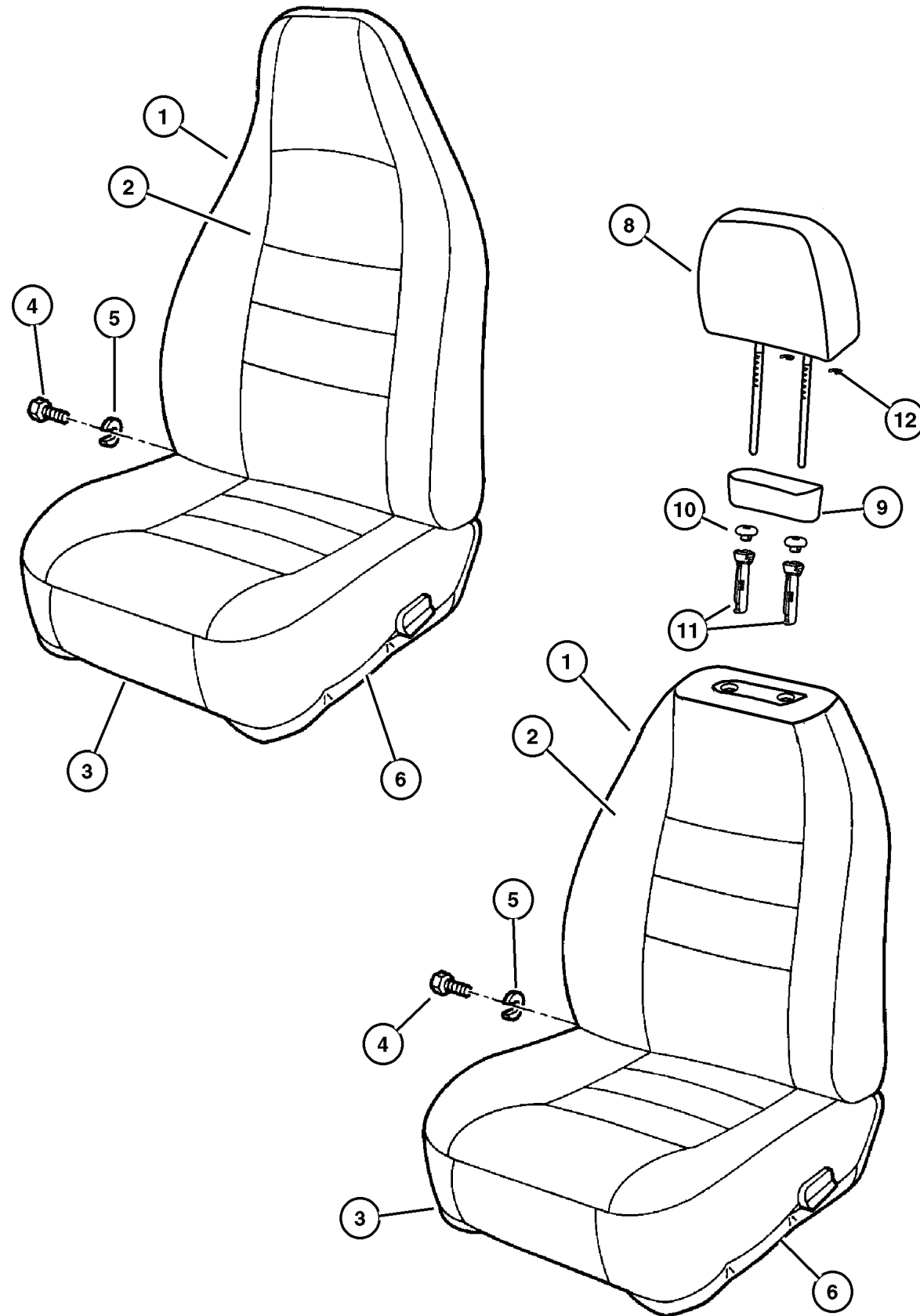
JEEP WRANGLER (TJ)

SERIES	LINE	BODY	ENGINE	TRANSMISSION
H = Sport	J = Wrangler 4WD	77 = 93.4 WB	EPE, EP0 = 2.5L Power Tech	DGG, DGD = 32RH 3 Spd. Auto.
L = SE	U = Wrangler 4WD (RHD)		ERH, ER0 = 4.0L Power Tech	DDQ = 5 Spd. Manual
P = Sahara				DDD = 5 Speed HD Manual
				DG0 = Auto. Trans.
				DBB = Manual Trans.

AR = Use as required - = Non illustrated part # = New this model year

May 2, 2002

Front Seats
Figure ITJ-510



ITEM	PART NUMBER	QTY	LINE	SERIES	BODY	TRIM	DESCRIPTION
		1	U			M5	[KG], Left,Export
	UP50 1KGAA	1				M5	[KG], Right
	UP51 1KGAA	1				M5	[KG], Left
	#UH92 1AZAA	1	U			Y7	[AZ], Right,Export
		1	J			Y7	[AZ], Right,Export
	#UH92 1K5AA	1	J			Y7	[K5], Right,Export
		1	U			Y7	[K5], Right,Export
	#UH93 1AZAA	1	J			Y7	[AZ], Left,Export
		1	U			Y7	[AZ], Left,Export
	#UH93 1K5AA	1	J			Y7	[K5], Left,Export
		1	U			Y7	[K5], Left,Export
2							COVER, Front Seat Back
	#UJ27 1KGAA	1	J			D7	[KG], Left,Export
		1	U			D7	[KG], Left,Export
	#UJ26 1KGAA	1	U			D7	[KG], Right,Export
		1	J			D7	[KG], Right,Export
	#UG84 1AZAA	1	U			E6	[AZ], Right
		1	J			E6	[AZ], Right
	#UG84 1K5AA	1	J			E6	[K5], Right
		1	U			E6	[K5], Right
	#UG85 1AZAA	1	J			E6	[AZ], Left
	#UG85 1K5AA	1	J			E6	[K5], Left
	#UH53 1AZAA	1	U			E6	[AZ], Left,Export
		1	J			E6	[AZ], Left,Export
	#UH53 1K5AA	1	J			E6	[K5], Left,Export
		1	U			E6	[K5], Left,Export
	#UJ34 1AZAA	1	J			E7	[AZ], Right
		1	U			E7	[AZ], Right
	#UJ34 1K5AA	1	U			E7	[K5], Right
		1	J			E7	[K5], Right
	#UJ35 1AZAA	1	J			E7	[AZ], Left
		1	U			E7	[AZ], Left
	#UJ35 1K5AA	1	U			E7	[K5], Left
		1	J			E7	[K5], Left
	#UH61 1K5AA	1				L5	[K5], Left
	#UH61 1AZAA	1				L5	[AZ], Left
	#UH60 1AZAA	1				L5	[AZ], Right
	#UH60 1K5AA	1				L5	[K5], Right
	SG81 1KGAA	1				M5	[KG], Left
	SG80 1KGAA	1				M5	[KG], Right
	#UH90 1K5AA	1	U			Y7	[K5], Right,Export
		1	J			Y7	[K5], Right,Export

JEEP WRANGLER (TJ)

SERIES
H = Sport
L = SE
P = Sahara

LINE
J = Wrangler 4WD
U = Wrangler 4WD (RHD)

BODY
77 = 93.4 WB

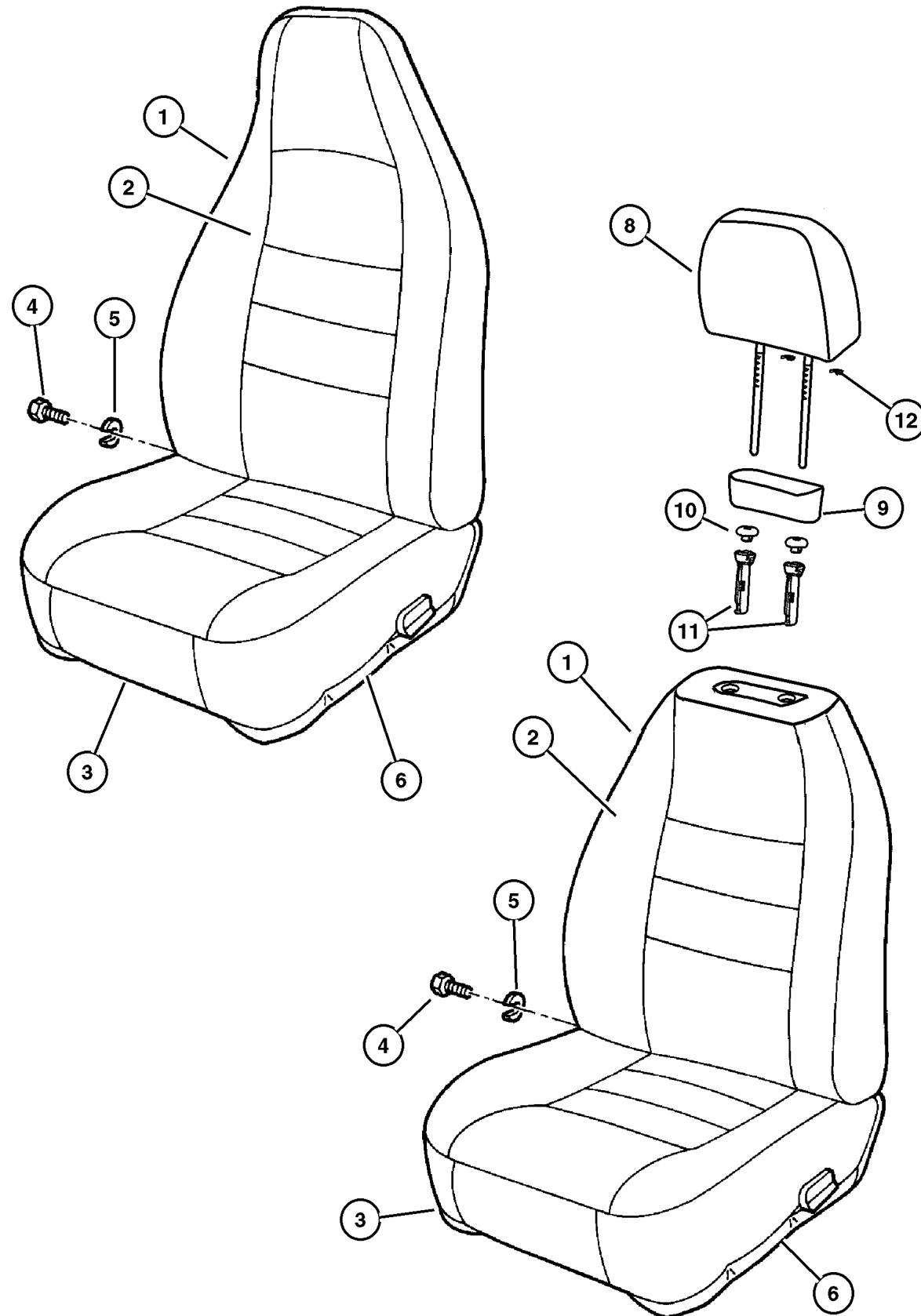
ENGINE
EPE, EP0 = 2.5L Power Tech
ERH, ER0 = 4.0L Power Tech

TRANSMISSION
DGG, DGD = 32RH 3 Spd. Auto.
DDQ = 5 Spd. Manual
DDD = 5 Speed HD Manual
DG0 = Auto. Trans.
DBB = Manual Trans.

AR = Use as required - = Non illustrated part # = New this model year

May 2, 2002

Front Seats Figure ITJ-510



ITEM	PART NUMBER	QTY	LINE	SERIES	BODY	TRIM	DESCRIPTION
	#UH91 1AZAA	1	U			Y7	[AZ], Left,Export
		1	J			Y7	[AZ], Left,Export
	#UH91 1K5AA	1	U			Y7	[K5], Left,Export
		1	J			Y7	[K5], Left,Export
	#UH90 1AZAA	1	J			Y7	[AZ], Right,Export
		1	U			Y7	[AZ], Right,Export
3							COVER AND PAD, Cushion
	PY53 1KG	1	U			D7	[KG], Left
		1	J			D7	[KG], Left
	PY52 1KG	1	U			D7	[KG], Right
		1	J			D7	[KG], Right
	#UG83 1AZAA	1	U			E6	[AZ], Left
		1	J			E6	[AZ], Left
	#UG83 1K5AA	1	U			E6	[K5], Left
		1	J			E6	[K5], Left
	#UG82 1AZAA	1	J			E6	[AZ], Right
		1	U			E6	[AZ], Right
	#UG82 1K5AA	1	U			E6	[K5], Right
		1	J			E6	[K5], Right
	#UH55 1K5AA	1	U			E7	[K5], Left
		1	J			E7	[K5], Left
	#UH54 1AZAA	1	J			E7	[AZ], Right
		1	U			E7	[AZ], Right
	#UH54 1K5AA	1	J			E7	[K5], Right
		1	U			E7	[K5], Right
	#UH55 1AZAA	1	J			E7	[AZ], Left
		1	U			E7	[AZ], Left
	#UH55 1K5AA	1				L5	[K5], Left
	#UH54 1K5AA	1				L5	[K5], Right
	#UH54 1AZAA	1				L5	[AZ], Right
	#UH55 1AZAA	1				L5	[AZ], Left
	PY52 1KG	1				M5	[KG], Right
	PY53 1KG	1				M5	[KG], Left
	#UG82 1AZAA	1	U			Y7	[AZ], Right,Export
		1	J			Y7	[AZ], Right,Export
	#UG83 1K5AA	1	J			Y7	[K5], Left,Export
		1	U			Y7	[K5], Left,Export
	#UG82 1K5AA	1	U			Y7	[K5], Right,Export
		1	J			Y7	[K5], Right,Export
	#UG83 1AZAA	1	U			Y7	[AZ], Left,Export
		1	J			Y7	[AZ], Left,Export
4							BOLT, Shoulder, I.B.-Back To Cushion-Pivot

JEEP WRANGLER (TJ)

SERIES
H = Sport
L = SE
P = Sahara

LINE
J = Wrangler 4WD
U = Wrangler 4WD (RHD)

BODY
77 = 93.4 WB

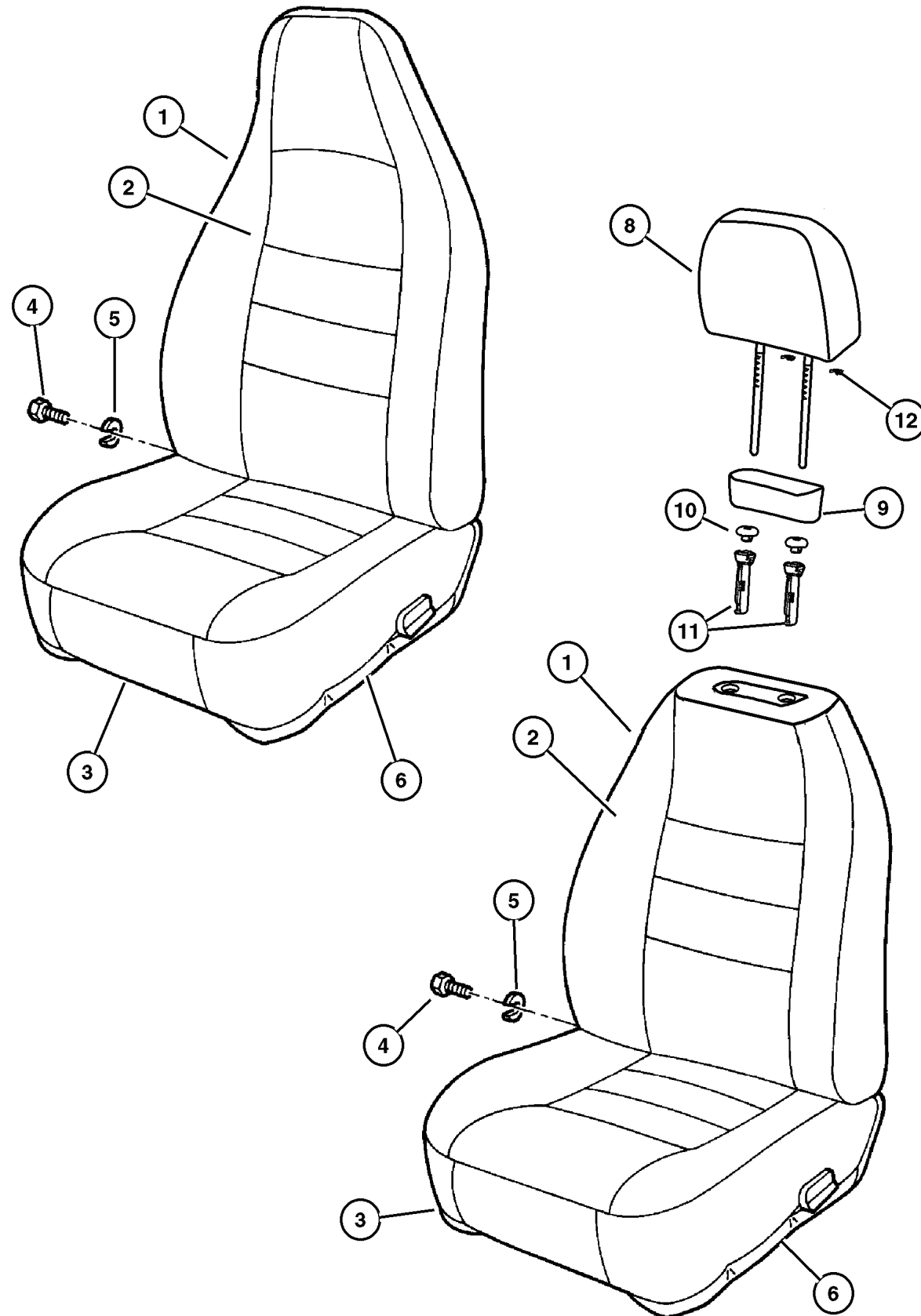
ENGINE
EPE, EP0 = 2.5L Power Tech
ERH, ER0 = 4.0L Power Tech

TRANSMISSION
DGG, DGD = 32RH 3 Spd. Auto.
DDQ = 5 Spd. Manual
DDD = 5 Speed HD Manual
DG0 = Auto. Trans.
DBB = Manual Trans.

AR = Use as required - = Non illustrated part # = New this model year

May 2, 2002

Front Seats Figure ITJ-510



ITEM	PART NUMBER	QTY	LINE	SERIES	BODY	TRIM	DESCRIPTION
	5016 212AA	2	U			D7	
		2	J			D7	
		2	U			E6	
		2	J			E6	
		2	U			E7	
		2	J			E7	
		2				L5	
		1				M5	
		2	J			Y7	
		2	U			Y7	
5							U-NUT, Seat Back
	4874 145	1	U			D7	With Easy Entry
		1	J			D7	With Easy Entry
	4713 982	3	U			D7	Without Easy Entry
		3	J			D7	Without Easy Entry
	4874 145	1	J			E6	With Easy Entry
		1	U			E6	With Easy Entry
	4713 982	1	J			E6	Without Easy Entry
		3	U			E6	Without Easy Entry
	4874 145	1	U			E7	With Easy Entry
		1	J			E7	With Easy Entry
	4713 982	3	U			E7	Without Easy Entry
		3	J			E7	Without Easy Entry
		3				L5	Without Easy Entry
	4874 145	1				L5	With Easy Entry
	4713 982	1				M5	Without Easy Entry
	4874 145	1				M5	With Easy Entry
		1	U			Y7	With Easy Entry
	4713 982	3	J			Y7	Without Easy Entry
	4874 145	1	J			Y7	With Easy Entry
	4713 982	3	U			Y7	Without Easy Entry
6							FRAME, Front Seat
	5012 161AA	1	U			D7	Left
		1	J			D7	Left
	5012 160AA	1	U			D7	Right
		1	J			D7	Right
	5012 161AA	1	U			E6	Left
		1	J			E6	Left
	5012 160AA	1	U			E6	Right
		1	J			E6	Right
	5012 161AA	1	U			E7	Left
		1	J			E7	Left

JEEP WRANGLER (TJ)

SERIES
H = Sport
L = SE
P = Sahara

LINE
J = Wrangler 4WD
U = Wrangler 4WD (RHD)

BODY
77 = 93.4 WB

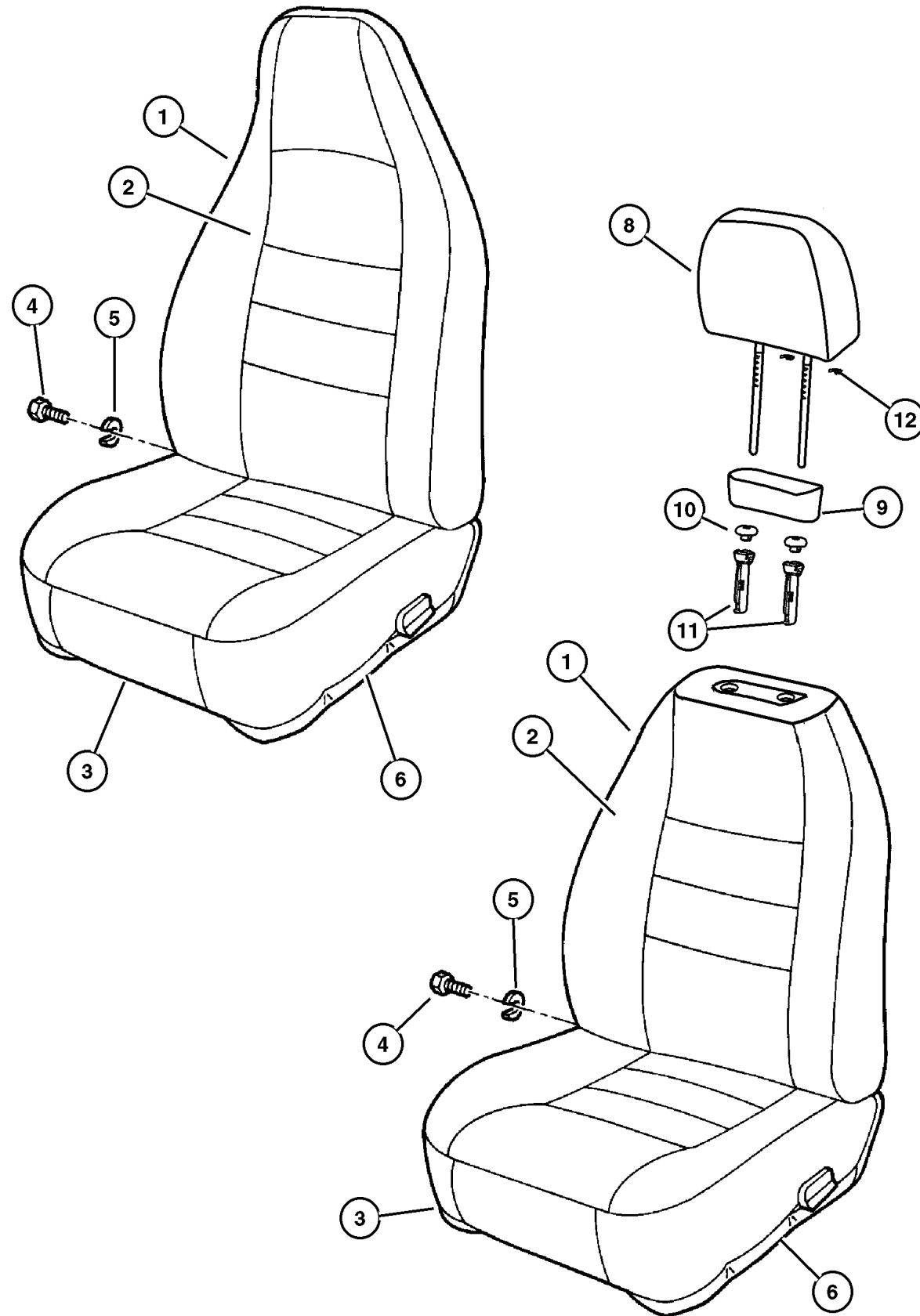
ENGINE
EPE, EP0 = 2.5L Power Tech
ERH, ER0 = 4.0L Power Tech

TRANSMISSION
DGG, DGD = 32RH 3 Spd. Auto.
DDQ = 5 Spd. Manual
DDD = 5 Speed HD Manual
DG0 = Auto. Trans.
DBB = Manual Trans.

AR = Use as required - = Non illustrated part # = New this model year

May 2, 2002

Front Seats Figure ITJ-510



ITEM	PART NUMBER	QTY	LINE	SERIES	BODY	TRIM	DESCRIPTION
	5012 160AA	1	J			E7	Right
		1	U			E7	Right
		1				L5	Right
	5012 161AA	1				L5	Left
		1				M5	Left
	5012 160AA	1				M5	Right
		1	U			Y7	Right
	5012 161AA	1	U			Y7	Left
		1	J			Y7	Left
	5012 160AA	1	J			Y7	Right
-7	6502 137	2					BOLT, Hex Flange Head, M10x1.50x35
8							HEADREST, Front
	#UJ24 1KGAA	2	U			D7	[KG]
		2	J			D7	[KG]
	#UJ29 1K5AA	2	U			E7	[K5]
		2	J			E7	[K5]
	#UJ29 1AZAA	2	U			E7	[AZ]
		2	J			E7	[AZ]
	#UH94 1K5AA	2	U			Y7	[K5]
		2	J			Y7	[K5]
	#UH94 1AZAA	2	J			Y7	[AZ]
		2	U			Y7	[AZ]
9							COVER, Seat
	#UJ23 1K5AA	2	U			D7	[KG]
		2	J			D7	[KG]
	#UJ23 1AZAA	2	J			E7	[AZ]
		2	U			E7	[AZ]
	#UJ23 1K5AA	2	U			E7	[K5]
		2	J			E7	[K5]
		2	U			Y7	[K5]
	#UJ23 1AZAA	2	J			Y7	[AZ]
		2	U			Y7	[AZ]
	#UJ23 1K5AA	2	J			Y7	[K5]
10							COVER, Headrest Sleeve
	5013 163AA	4	U			D7	
		4	J			D7	
		4	U			E7	
		4	J			E7	
		4	J			Y7	
		4	U			Y7	
11							CYLINDER, Headrest
	5013 152AA	4	U			D7	

JEEP WRANGLER (TJ)

SERIES
H = Sport
L = SE
P = Sahara

LINE
J = Wrangler 4WD
U = Wrangler 4WD (RHD)

BODY
77 = 93.4 WB

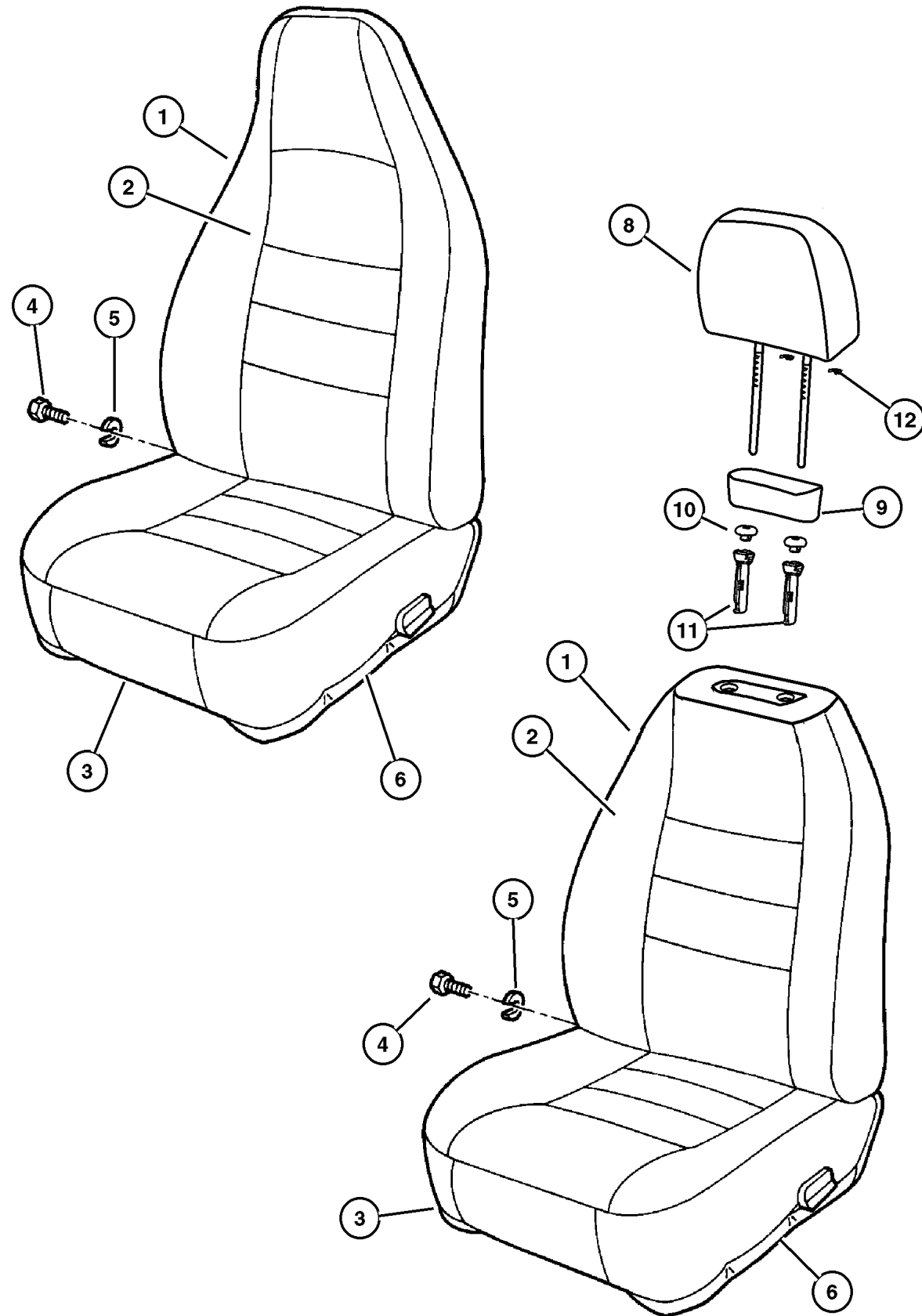
ENGINE
EPE, EP0 = 2.5L Power Tech
ERH, ER0 = 4.0L Power Tech

TRANSMISSION
DGG, DGD = 32RH 3 Spd. Auto.
DDQ = 5 Spd. Manual
DDD = 5 Speed HD Manual
DG0 = Auto. Trans.
DBB = Manual Trans.

AR = Use as required - = Non illustrated part # = New this model year

May 2, 2002

Front Seats
Figure ITJ-510



ITEM	PART NUMBER	QTY	LINE	SERIES	BODY	TRIM	DESCRIPTION
		4	J			D7	
		4	U			E7	
		4	J			E7	
		4	J			Y7	
		4	U			Y7	
12	#5019 285AA	4	U			D7	CLIP, Retainer
		4	J			D7	
		4	J			E7	
		4	U			E7	
		4	U			Y7	
		4	J			Y7	

JEEP WRANGLER (TJ)

SERIES
H = Sport
L = SE
P = Sahara

LINE
J = Wrangler 4WD
U = Wrangler 4WD (RHD)

BODY
77 = 93.4 WB

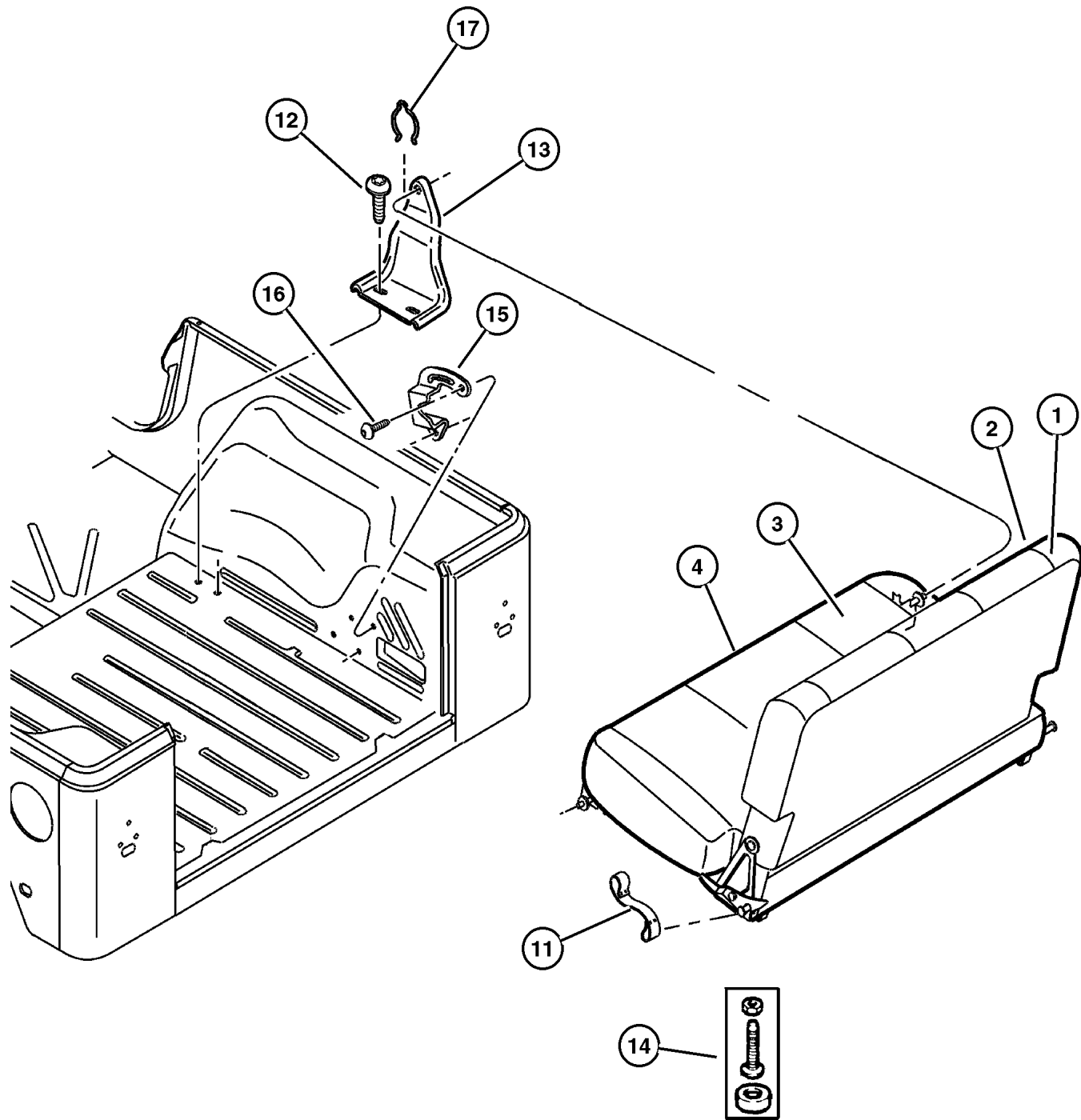
ENGINE
EPE, EP0 = 2.5L Power Tech
ERH, ER0 = 4.0L Power Tech

TRANSMISSION
DGG, DGD = 32RH 3 Spd. Auto.
DDQ = 5 Spd. Manual
DDD = 5 Speed HD Manual
DG0 = Auto. Trans.
DBB = Manual Trans.

AR = Use as required - = Non illustrated part # = New this model year

May 2, 2002

**Seat Assemblies, Seat Covers Rear Seat
Figure ITJ-610**



ITEM	PART NUMBER	QTY	LINE	SERIES	BODY	TRIM	DESCRIPTION
	#WV81 1AZAA	1	U			E6	[AZ], After 5/8/01
		1	J			E6	[AZ], After 5/8/01
	#UG97 1AZAA	1	U			E6	[AZ], Up to 5/8/01
		1	J			E6	[AZ], Up to 5/8/01
	#WV89 1K5AA	1	U			E7	[K5], After 5/8/01
		1	J			E7	[K5], After 5/8/01
	#WV89 1AZAA	1	U			E7	[AZ], After 5/8/01
		1	J			E7	[AZ], After 5/8/01
	#UH52 1AZAA	1	U			E7	[AZ], Up to 5/8/01
		1	J			E7	[AZ], Up to 5/8/01
	#UH52 1K5AA	1	U			E7	[K5], Up to 5/8/01
		1	J			E7	[K5], Up to 5/8/01
		1				L5	[K5], Up to 5/8/01
	#UH52 1AZAA	1				L5	[AZ], Up to 5/8/01
	#WV89 1K5AA	1				L5	[K5], After 5/8/01
	#WV89 1AZAA	1				L5	[AZ], After 5/8/01
	#WW35 1KGAA	1				M5	[KG], Up to 5/8/01
	PY43 1KG	1				M5	[KG], After 5/8/01
	#UG97 1K5AA	1	J			Y7	[K5]
	#UG97 1AZAA	1	U			Y7	[AZ]
		1	J			Y7	[AZ]
3	#UG97 1K5AA	1	U			Y7	[K5]
							COVER, Rear Seat Cushion
	RH46 1KGAA	1	J			D7	[KG]
		1	U			D7	[KG]
	#UH04 1AZAA	1	J			E6	[AZ]
		1	U			E6	[AZ]
	#UH04 1K5AA	1	U			E6	[K5]
		1	J			E6	[K5]
	#UH58 1AZAA	1	U			E7	[AZ]
		1	J			E7	[AZ]
	#UH58 1K5AA	1	U			E7	[K5]
		1	J			E7	[K5]
	#UH58 1AZAA	1				L5	[AZ]
	#UH58 1K5AA	1				L5	[K5]
	RH46 1KGAA	1				M5	[KG]
	#UH04 1AZAA	1	U			Y7	[AZ]
		1	J			Y7	[AZ]
	#UH04 1K5AA	1	U			Y7	[K5]
		1	J			Y7	[K5]
4							CUSHION, Rear Seat
	RH11 1KGAA	1	J			D7	[KG]

JEEP WRANGLER (TJ)

SERIES
H = Sport
L = SE
P = Sahara

LINE
J = Wrangler 4WD
U = Wrangler 4WD (RHD)

BODY
77 = 93.4 WB

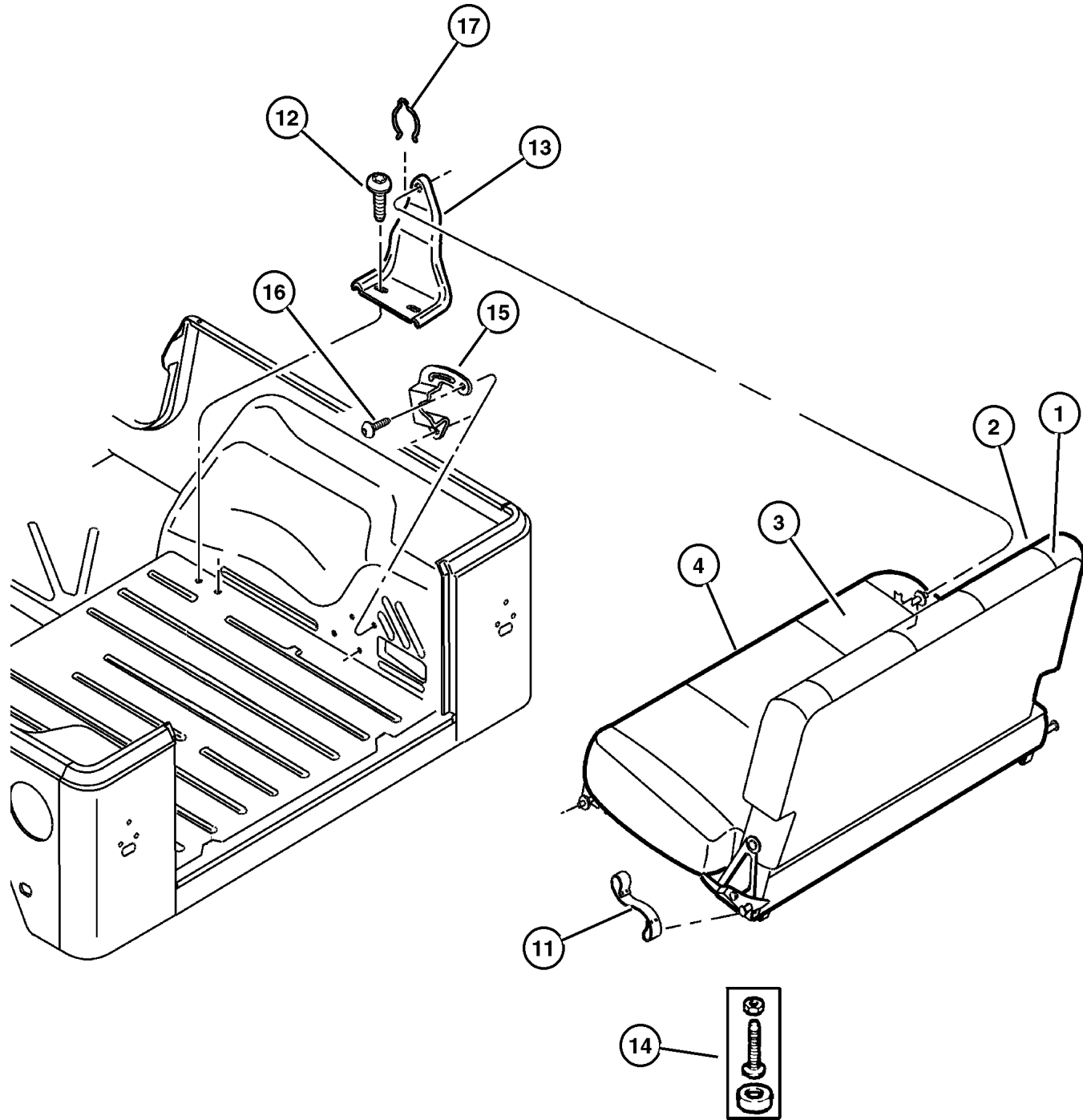
ENGINE
EPE, EP0 = 2.5L Power Tech
ERH, ER0 = 4.0L Power Tech

TRANSMISSION
DGG, DGD = 32RH 3 Spd. Auto.
DDQ = 5 Spd. Manual
DDD = 5 Speed HD Manual
DG0 = Auto. Trans.
DBB = Manual Trans.

AR = Use as required - = Non illustrated part # = New this model year

May 2, 2002

**Seat Assemblies, Seat Covers Rear Seat
Figure ITJ-610**



ITEM	PART NUMBER	QTY	LINE	SERIES	BODY	TRIM	DESCRIPTION
		1	U			D7	[KG]
	#UH03 1K5AA	1	U			E6	[K5]
	#UH03 1AZAA	1	J			E6	[K5]
	#UH03 1AZAA	1	U			E6	[AZ]
	#UH03 1AZAA	1	J			E6	[AZ]
	#UH59 1K5AA	1	U			E7	[K5]
	#UH59 1K5AA	1	J			E7	[K5]
	#UH59 1AZAA	1	U			E7	[AZ]
	#UH59 1AZAA	1	J			E7	[AZ]
	#UH59 1K5AA	1				L5	[K5]
	#UH59 1AZAA	1				L5	[AZ]
	TP37 1KGAA	1				M5	[KG]
	#UH03 1K5AA	1	J			Y7	[K5]
	#UH03 1AZAA	1	J			Y7	[AZ]
	#UH03 1AZAA	1	U			Y7	[AZ]
	#UH03 1K5AA	1	U			Y7	[K5]
-5							LEVER, Rear Seat Release
	4713 794	1	U			D7	
		1	J			D7	
		1	U			E6	
		1	J			E6	
		1	J			E7	
		1	U			E7	
		1				L5	
		1				M5	
		1	U			Y7	
		1	J			Y7	
-6							RIVNUT, Seat Latch Cover, (NOT SERVICED)
-7							SPRING, Seat Release Lever
	4713 795	1	J			D7	
		1	U			D7	
		1	J			E6	
		1	U			E6	
		1	U			E7	
		1	J			E7	
		1				L5	
		1				M5	
		1	U			Y7	
		1	J			Y7	
-8							WASHER, Rear Seat Pivot, Black Nylon
	4713 799	2	U			D7	
		2	J			D7	

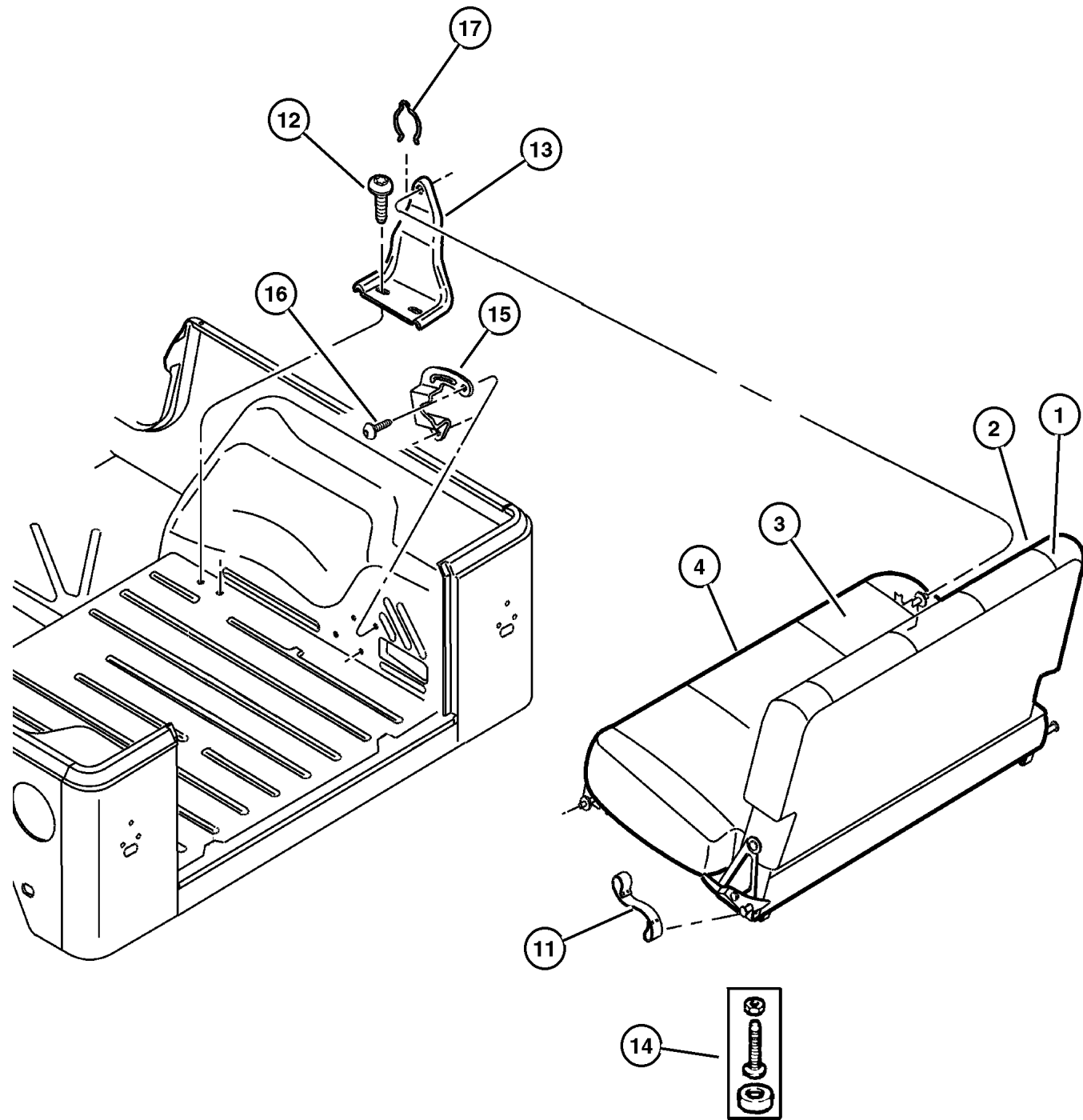
JEEP WRANGLER (TJ)

SERIES	LINE	BODY	ENGINE	TRANSMISSION
H = Sport	J = Wrangler 4WD	77 = 93.4 WB	EPE, EP0 = 2.5L Power Tech	DGG, DGD = 32RH 3 Spd. Auto.
L = SE	U = Wrangler 4WD (RHD)		ERH, ER0 = 4.0L Power Tech	DDQ = 5 Spd. Manual
P = Sahara				DDD = 5 Speed HD Manual
				DG0 = Auto. Trans.
				DBB = Manual Trans.

AR = Use as required - = Non illustrated part # = New this model year

May 2, 2002

Seat Assemblies, Seat Covers Rear Seat Figure ITJ-610



ITEM	PART NUMBER	QTY	LINE	SERIES	BODY	TRIM	DESCRIPTION
		2	U			E6	
		2	J			E6	
		2	J			E7	
		2	U			E7	
		2				L5	
		1				M5	
		2	U			Y7	
		2	J			Y7	
-9							BOLT, Shoulder
	4638 585	3	U			D7	
		3	J			D7	
		3	U			E6	
		3	J			E6	
		3	J			E7	
		3	U			E7	
		3				L5	
		1				M5	
		3	U			Y7	
		3	J			Y7	
-10							U-NUT, Seat Back, Used with Bolt 4638585
	4713 982	3	U			D7	
		3	J			D7	
		3	U			E6	
		3	J			E6	
		3	J			E7	
		3	U			E7	
		3				L5	
	4874 145	1				M5	
	4713 982	3	J			Y7	
		3	U			Y7	
11	5519 6450	1					STRAP, Retaining
12	6500 664	4					SCREW AND WASHER, Hex Head, M8x1.25x35
13							BRACKET, Rear Seat Pivot
	55217 130AB	1					Right
	55217 131AB	1					Left
14							BUMPER, Seat, Cushion Base
	5016 606AA	2	U			D7	
		2	J			D7	
		2	U			E6	
		2	J			E6	
		2	U			E7	
		2	J			E7	

JEEP WRANGLER (TJ)

SERIES
H = Sport
L = SE
P = Sahara

LINE
J = Wrangler 4WD
U = Wrangler 4WD (RHD)

BODY
77 = 93.4 WB

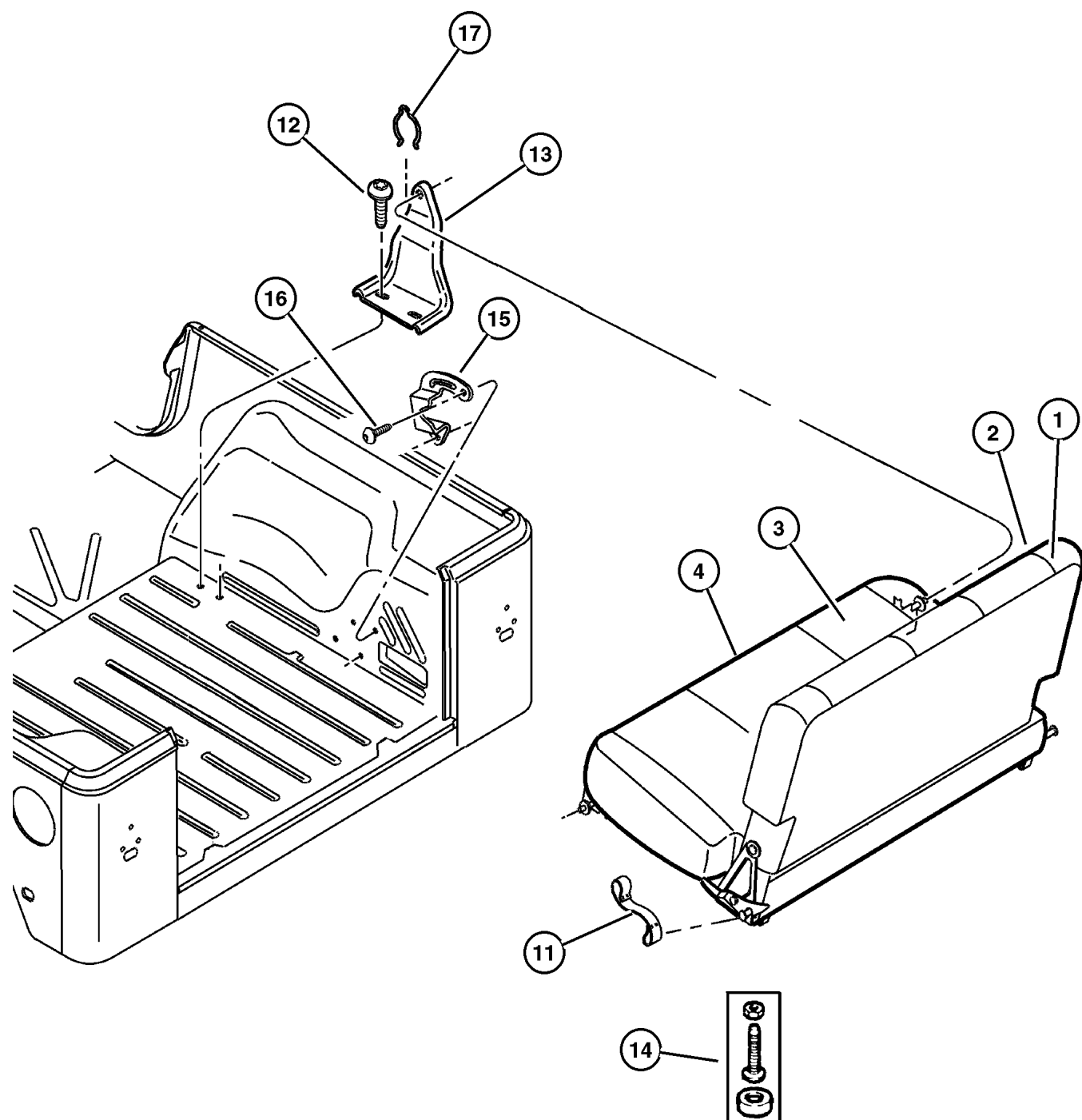
ENGINE
EPE, EP0 = 2.5L Power Tech
ERH, ER0 = 4.0L Power Tech

TRANSMISSION
DGG, DGD = 32RH 3 Spd. Auto.
DDQ = 5 Spd. Manual
DDD = 5 Speed HD Manual
DG0 = Auto. Trans.
DBB = Manual Trans.

AR = Use as required - = Non illustrated part # = New this model year

May 2, 2002

Seat Assemblies, Seat Covers Rear Seat Figure ITJ-610



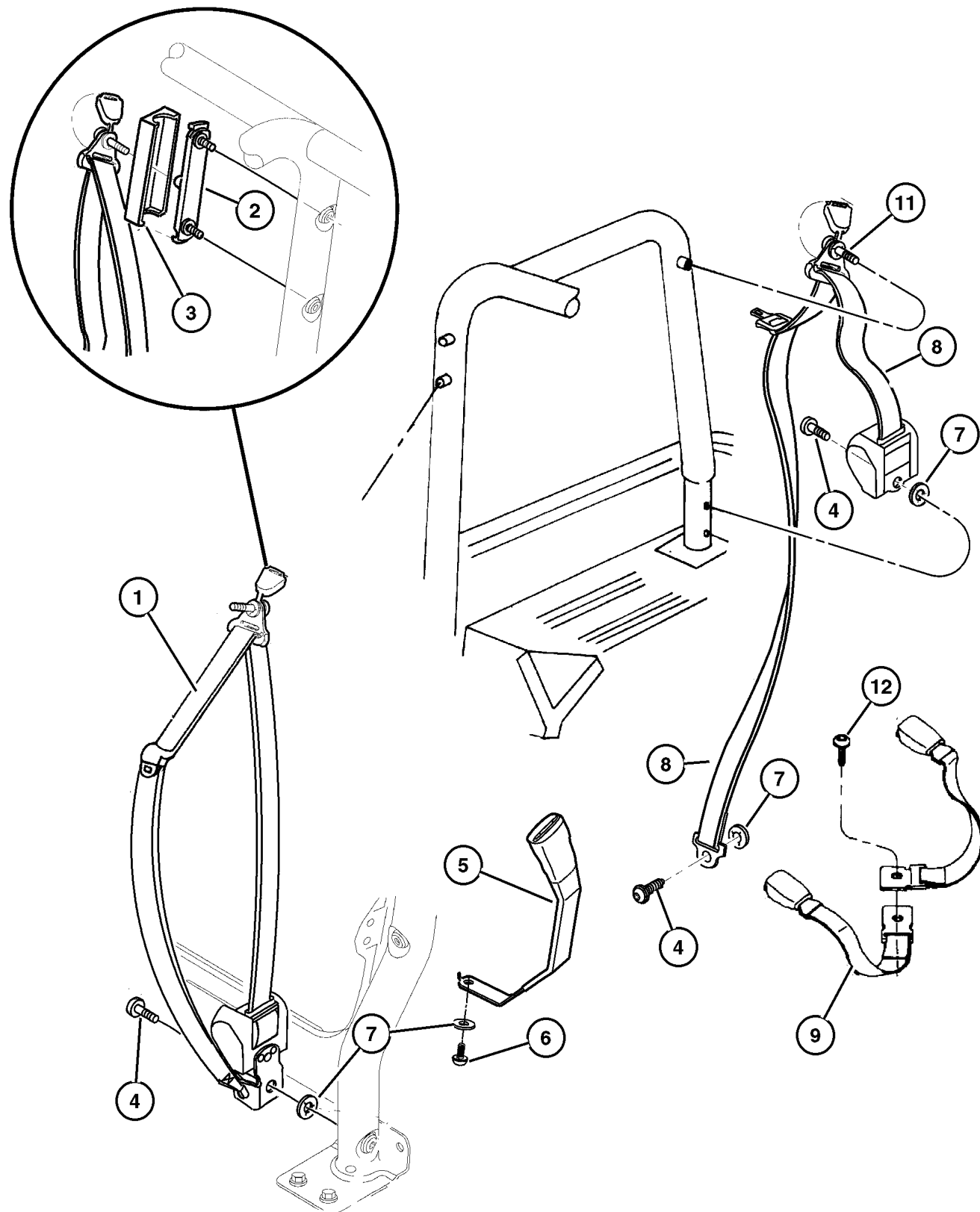
ITEM	PART NUMBER	QTY	LINE	SERIES	BODY	TRIM	DESCRIPTION
		2				L5	
		2				M5	
		2	J			Y7	
		2	U			Y7	
15							BRACKET, Seat Latch
	55217 128AB	1					Right
	55217 129AB	1					Left
16	6034 564	4					SCREW, Pan Head, .312-18x1
17	6506 459AA	2					PIN, Rear Seat

JEEP WRANGLER (TJ)				
SERIES	LINE	BODY	ENGINE	TRANSMISSION
H = Sport	J = Wrangler 4WD	77 = 93.4 WB	EPE, EP0 = 2.5L Power Tech	DGG, DGD = 32RH 3 Spd. Auto.
L = SE	U = Wrangler 4WD (RHD)		ERH, ER0 = 4.0L Power Tech	DDQ = 5 Spd. Manual
P = Sahara				DDD = 5 Speed HD Manual
				DG0 = Auto. Trans.
				DBB = Manual Trans.

AR = Use as required - = Non illustrated part # = New this model year

May 2, 2002

Seat Belts Figure ITJ-710



ITEM	PART NUMBER	QTY	LINE	SERIES	BODY	TRIM	DESCRIPTION
1							SEAT BELT, Front Outer
	5EV70 LAZAG	1	J				Right
	5EV71 LAZAG	1	J				Up to 10/25/00, Left
	5EV72 LAZAF	1					Right,Export
	5EV73 LAZAF	1					Left,Export
	#5HN73 LAZAA	1	J				After 10/25/00, Left
2	55217 173AC	2					ADJUSTER, Seat Belt Turning Loop
3	5EZ7 0TAZ	2					COVER, Turning Loop
4	6036 187AA	2					SCREW, Pan Head
5							SEAT BELT, Buckle Half
	5FU0 6LAZ	1	J			D7	Inboard,Right
	5FV3 4LAZ	1	U			D7	Inboard,Right
	5FU0 8LAZ	1	J			D7	Inboard,Left
		1	U			D7	Inboard,Left
	5FV3 4LAZ	1	U			E6	Inboard,Right
	5FU0 6LAZ	1	J			E6	Inboard,Right
	5FU0 8LAZ	1	U			E6	Inboard,Left
	5FU0 7LAZ	1	J			E6	Inboard,Left
	5FV3 4LAZ	1	U			E7	Inboard,Right
	5FU0 6LAZ	1	J			E7	Inboard,Right
	5FU0 8LAZ	1	J			E7	Inboard,Left
		1	U			E7	Inboard,Left
	5FU0 7LAZ	1				L5	Inboard,Left
	5FU0 6LAZ	1				L5	Inboard,Right
		1	J			L5	Inboard,Right,Export
	5FU0 8LAZ	1	J			L5	Inboard,Left,Export
	5FV3 4LAZ	1	U			L5	Inboard,Right,Export
	5FU0 8LAZ	1	U			L5	Inboard,Left,Export
	5FU0 6LAZ	1				M5	Inboard,Right
	5FU0 7LAZ	1				M5	Inboard,Left
	5FU0 8LAZ	1	J			M5	Inboard,Left,Export
	5FU0 6LAZ	1	J			M5	Inboard,Right,Export
	5FU0 8LAZ	1	U			M5	Inboard,Left,Export
	5FV3 4LAZ	1	U			M5	Inboard,Right,Export
	5FU0 8LAZ	1	J			Y7	Inboard,Left,Export
	5FU0 6LAZ	1	J			Y7	Inboard,Right,Export
	5FV3 4LAZ	1	U			Y7	Inboard,Right,Export
	5FU0 8LAZ	1	U			Y7	Inboard,Left,Export
6							SCREW, Button Head, .375-24x.62, Front Traveling Inboard Buckle Mounting
	6035 115	2	J			D7	
		2	U			D7	

JEEP WRANGLER (TJ)

SERIES
H = Sport
L = SE
P = Sahara

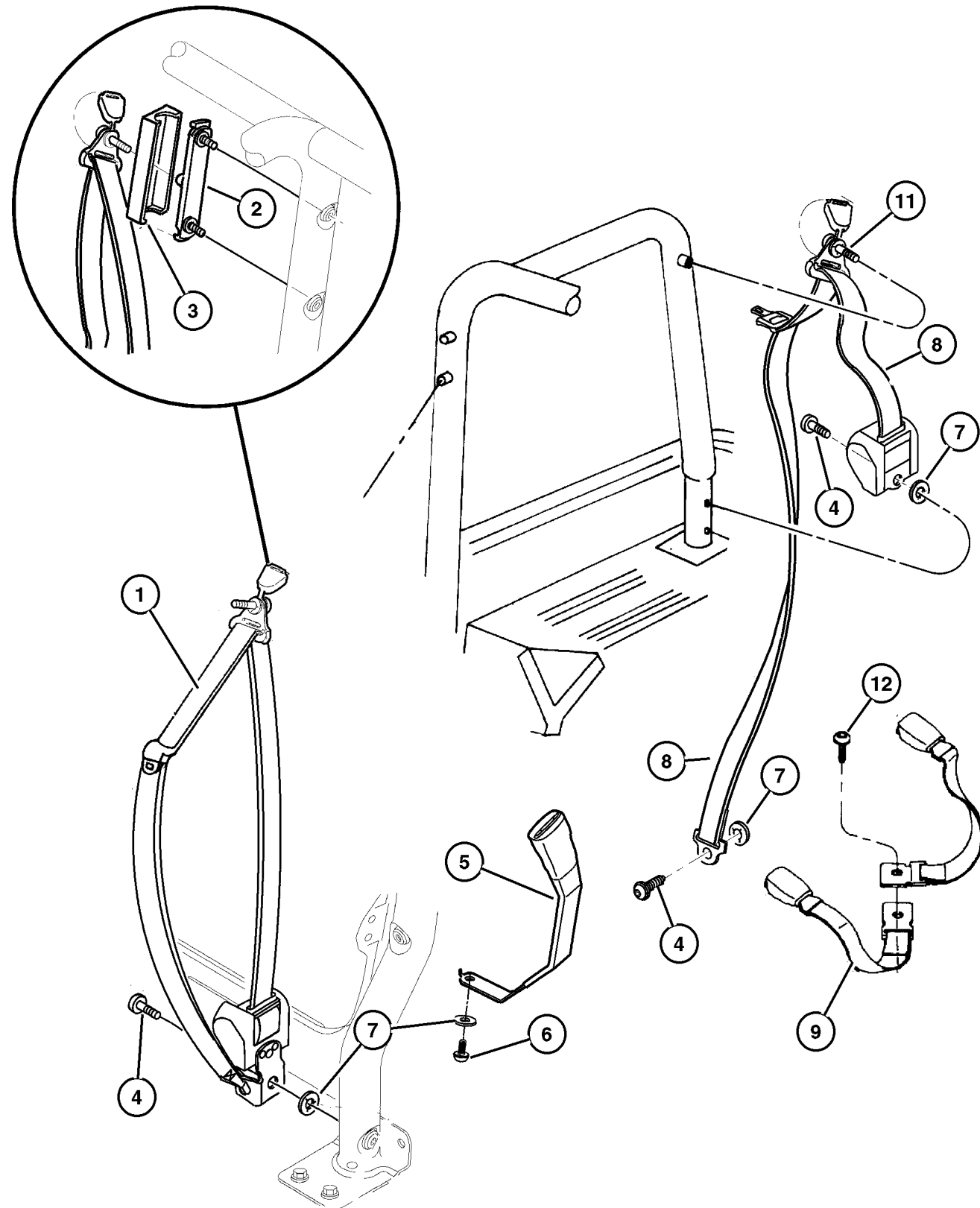
LINE
J = Wrangler 4WD
U = Wrangler 4WD (RHD)

BODY
77 = 93.4 WB

ENGINE
EPE, EP0 = 2.5L Power Tech
ERH, ER0 = 4.0L Power Tech

TRANSMISSION
DGG, DGD = 32RH 3 Spd. Auto.
DDQ = 5 Spd. Manual
DDD = 5 Speed HD Manual
DG0 = Auto. Trans.
DBB = Manual Trans.

Seat Belts Figure ITJ-710



ITEM	PART NUMBER	QTY	LINE	SERIES	BODY	TRIM	DESCRIPTION
		2	J			E6	
		2	U			E6	
		2	J			E7	
		2	U			E7	
		2				L5	
		2				M5	
		2	U			Y7	
		2	J			Y7	
7							WASHER, Seat Belt Attaching
	4798 898	4	U			D7	
		4	J			D7	
		4	U			E6	
		4	J			E6	
		4	U			E7	
		4	J			E7	
		4				L5	
		1				M5	
		4	U			Y7	
		4	J			Y7	
8							SEAT BELT, Rear Outer
	5EV62 LAZAF	2	J				
	5EV66 LAZAE	2					Export
9	5FX94 LAZAA	1					SEAT BELT, Buckle Half
-10	4740 415	1					EXTENDER, Seat Belt
11	6036 294AA	2					BOLT, Shoulder
12	6036 295AA	1					SCREW, Pan Head

JEEP WRANGLER (TJ)

SERIES
H = Sport
L = SE
P = Sahara

LINE
J = Wrangler 4WD
U = Wrangler 4WD (RHD)

BODY
77 = 93.4 WB

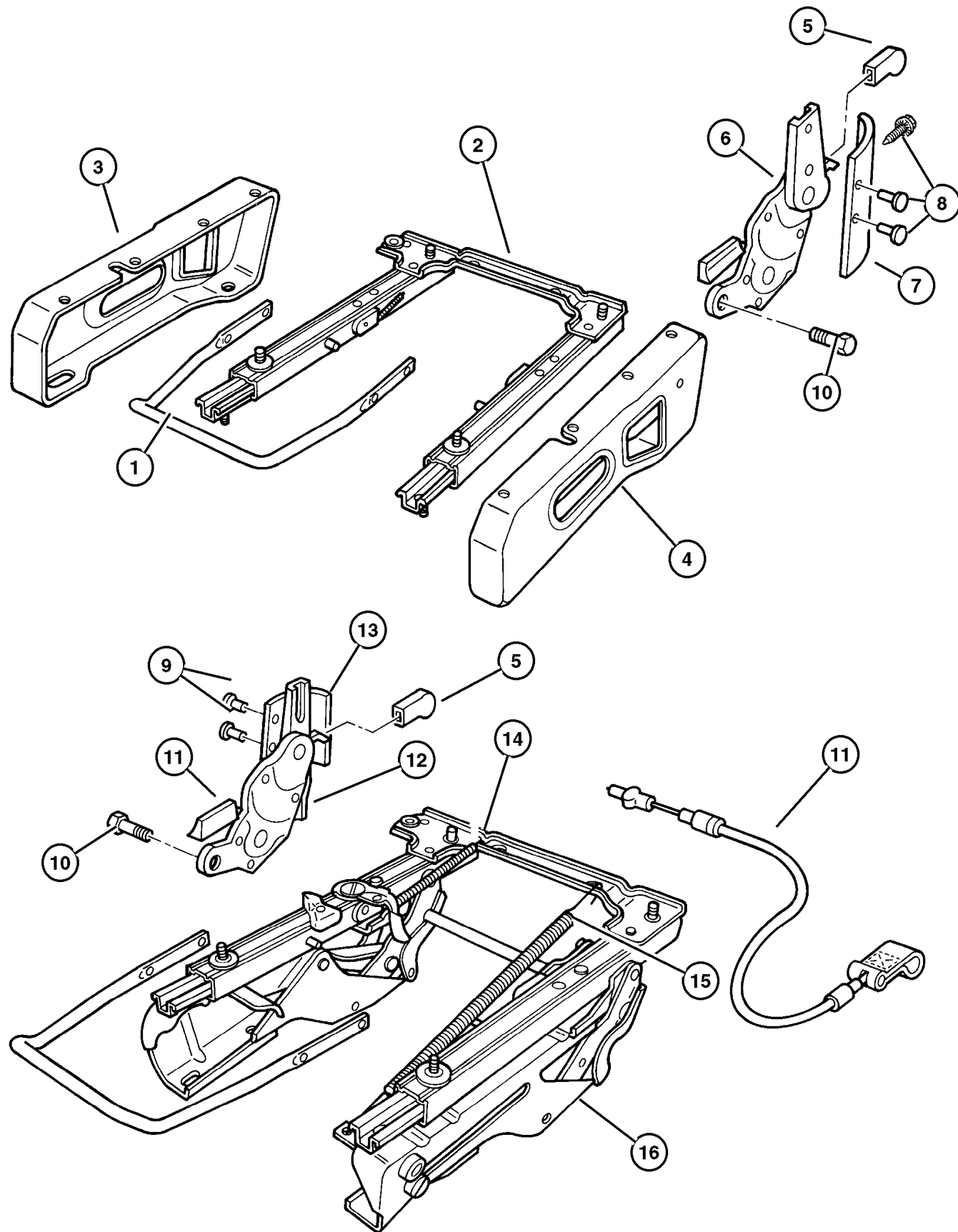
ENGINE
EPE, EP0 = 2.5L Power Tech
ERH, ER0 = 4.0L Power Tech

TRANSMISSION
DGG, DGD = 32RH 3 Spd. Auto.
DDQ = 5 Spd. Manual
DDD = 5 Speed HD Manual
DG0 = Auto. Trans.
DBB = Manual Trans.

AR = Use as required - = Non illustrated part # = New this model year

May 2, 2002

Seat Assemblies, Adjusters, Recliners
Figure ITJ-810



ITEM	PART NUMBER	QTY	LINE	SERIES	BODY	TRIM	DESCRIPTION
1							HANDLE, Towel Bar
	5016 742AA	1	U			D7	Right,Export
	5016 743AA	1	U			D7	Left,Export
		1	J			D7	Left,Export
	5016 742AA	1	J			D7	Right,Export
		1	J			E6	Right
	5016 743AA	1	J			E6	Left
	5016 742AA	1	U			E6	Right,Export
	5016 743AA	1	U			E6	Left,Export
		1	J			E7	Left,Export
	5016 742AA	1	J			E7	Right,Export
		1	U			E7	Right,Export
	5016 743AA	1	U			E7	Left,Export
		1				L5	Left
	5016 742AA	1				L5	Right
	5014 756AA	1				M5	Left
	5015 861AA	1				M5	Right
	5016 743AA	1	J			Y7	Left,Export
	5016 742AA	1	J			Y7	Right,Export
	5016 743AA	1	U			Y7	Left,Export
	5016 742AA	1	U			Y7	Right,Export
2							ADJUSTER, Manual Seat, Left
	5012 151AA	1	U			D7	Export
		1	J			D7	Export
	4874 120	1	J			E6	Without Easy Entry
	5012 151AA	1	J			E6	Export
		1	U			E6	Export
		1	U			E7	Export
		1	J			E7	Export
		1	U			L5	Export
		1	J			L5	Export
	#5019 241AA	1				L5	With Easy Entry
	5012 151AA	1	J			M5	Export
	#5019 241AA	1				M5	
	5012 151AA	1	U			M5	Export
		1	U			Y7	Export
		1	J			Y7	Export
3	5014 290AA	1	J			E6	RISER, Seat, Inboard,Driver
4	5014 291AA	1	J			E6	RISER, Seat, Outboard,Driver
5							KNOB, Seat Recliner
	4796 720	2	U			D7	
		2	J			D7	

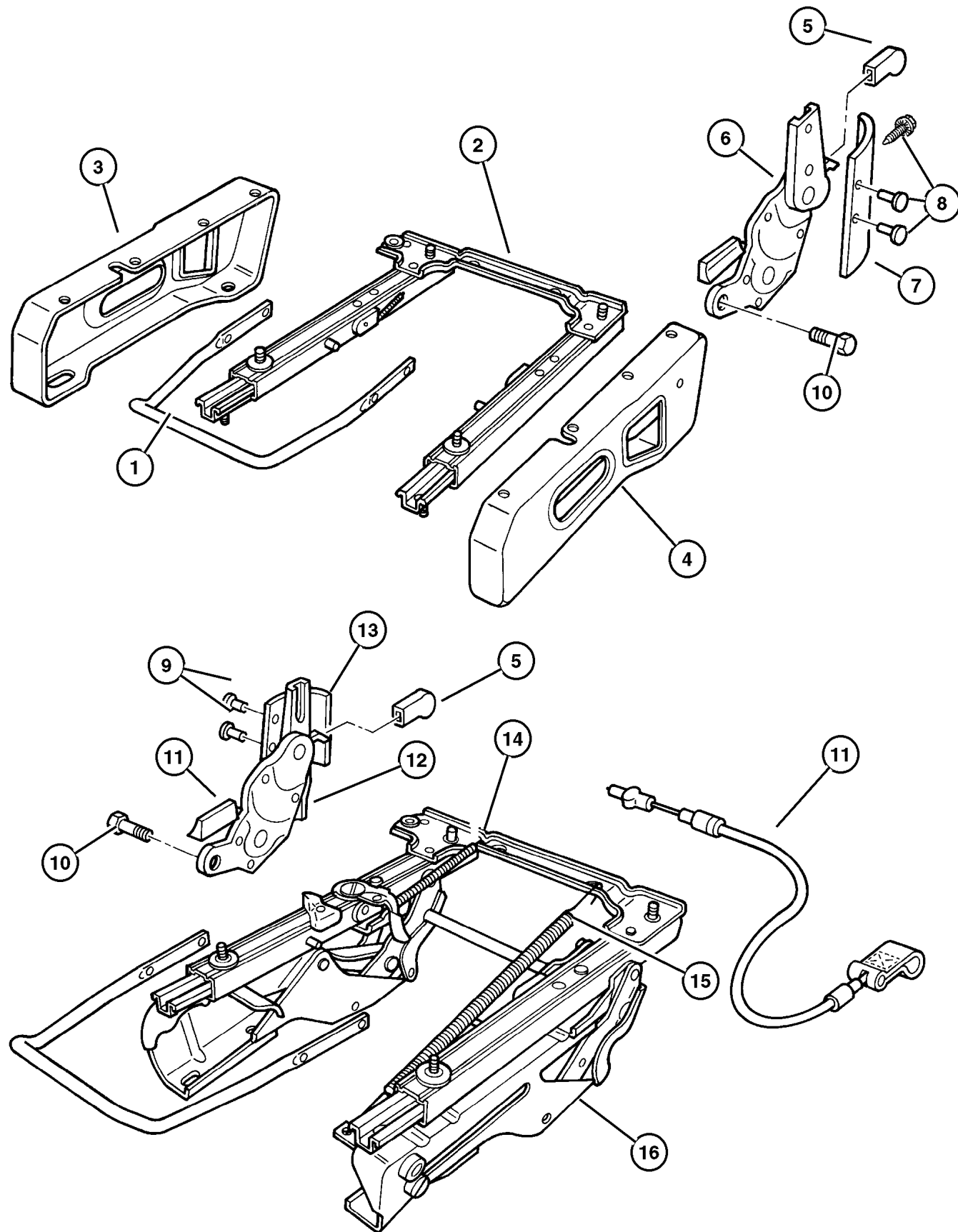
JEEP WRANGLER (TJ)

SERIES	LINE	BODY	ENGINE	TRANSMISSION
H = Sport	J = Wrangler 4WD	77 = 93.4 WB	EPE, EP0 = 2.5L Power Tech	DGG, DGD = 32RH 3 Spd. Auto.
L = SE	U = Wrangler 4WD (RHD)		ERH, ER0 = 4.0L Power Tech	DDQ = 5 Spd. Manual
P = Sahara				DDD = 5 Speed HD Manual
				DG0 = Auto. Trans.
				DBB = Manual Trans.

AR = Use as required - = Non illustrated part # = New this model year

May 2, 2002

Seat Assemblies, Adjusters, Recliners
Figure ITJ-810



ITEM	PART NUMBER	QTY	LINE	SERIES	BODY	TRIM	DESCRIPTION
		2	J			E6	
		2	U			E6	
		2	J			E7	
		2	U			E7	
		2				L5	
		1				M5	
		2	J			Y7	
		2	U			Y7	
6							RECLINER, Front Seat Back
	5019 787AA	1	J			D7	
		1	U			D7	
		1	U			E6	
		1	J			E6	
		1	J			E7	
		1	U			E7	
		1				L5	
		1				M5	
		1	U			Y7	
		1	J			Y7	
7							SHIELD SIDE, Seat, Left
	4874 117	1	U			D7	Right
		1	J			D7	Right
		1	J			E6	Left
		1	U			E6	Left
		1	J			E7	Left
		1	U			E7	Left
		1				L5	Left
		1				M5	Left
		1	U			Y7	
		1	J			Y7	
8							SCREW
	#5019 133AA	4	J			D7	
		4	U			D7	
		4	J			E6	
		4	U			E6	
		4	J			E7	
		4	U			E7	
		4	J			L5	
		4	U			L5	
		1				M5	
		4	J			Y7	
		4	U			Y7	
9							BOLT, Recliner to Seat Back

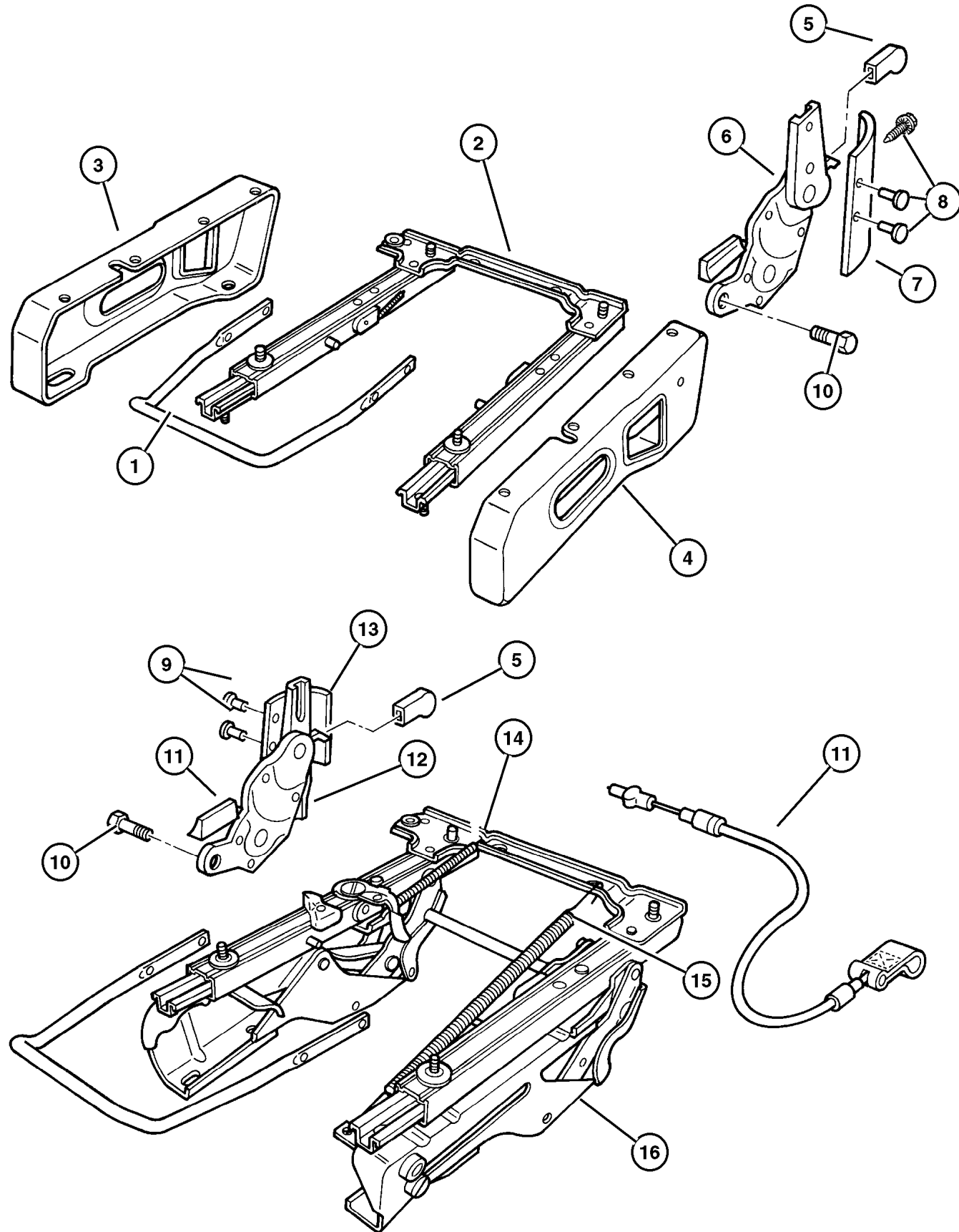
JEEP WRANGLER (TJ)

SERIES	LINE	BODY	ENGINE	TRANSMISSION
H = Sport	J = Wrangler 4WD	77 = 93.4 WB	EPE, EP0 = 2.5L Power Tech	DGG, DGD = 32RH 3 Spd. Auto.
L = SE	U = Wrangler 4WD (RHD)		ERH, ER0 = 4.0L Power Tech	DDQ = 5 Spd. Manual
P = Sahara				DDD = 5 Speed HD Manual
				DG0 = Auto. Trans.
				DBB = Manual Trans.

AR = Use as required - = Non illustrated part # = New this model year

May 2, 2002

Seat Assemblies, Adjusters, Recliners
Figure ITJ-810



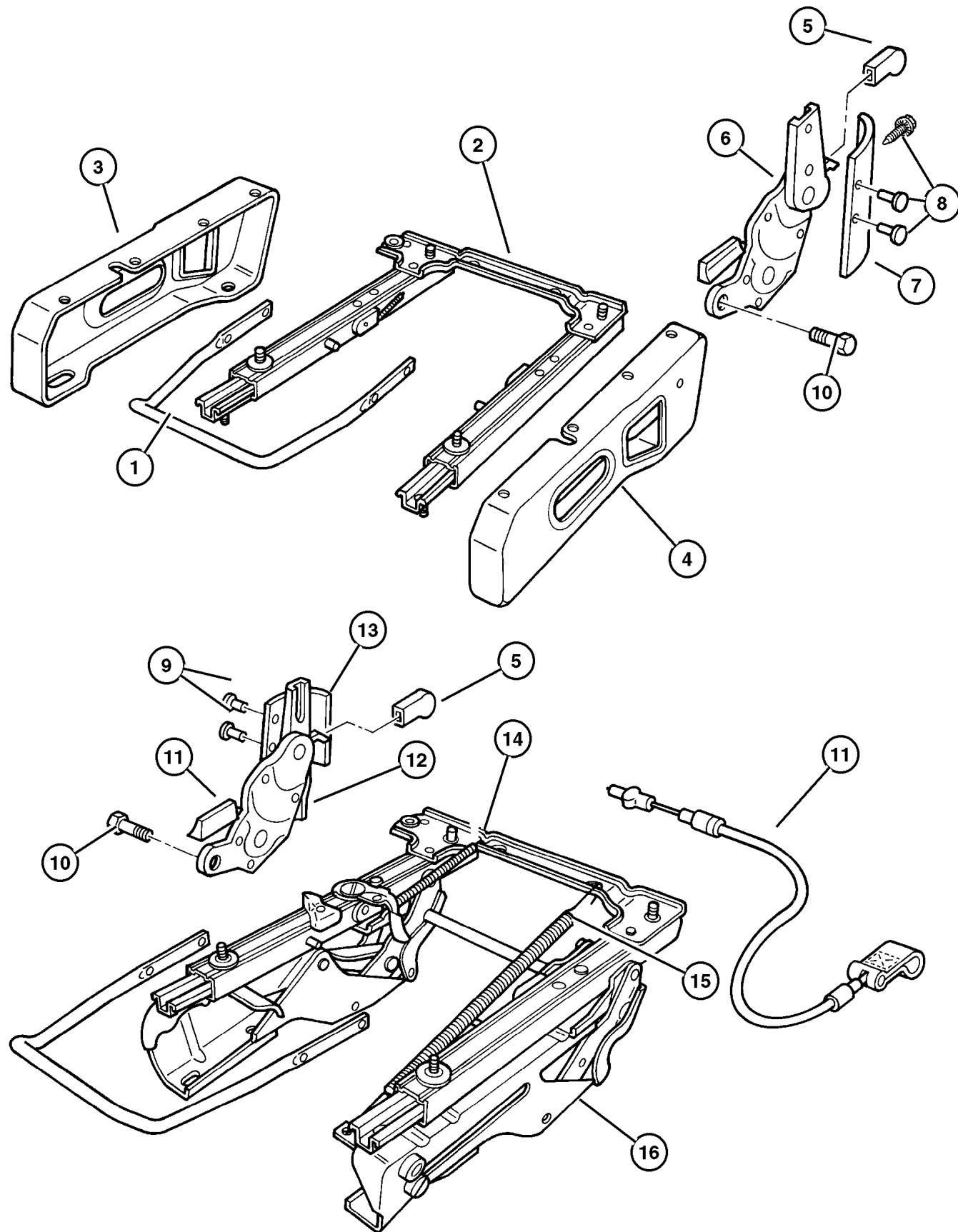
ITEM	PART NUMBER	QTY	LINE	SERIES	BODY	TRIM	DESCRIPTION
	4720 768	4	U			D7	
		4	J			D7	
		4	J			E6	
		4	U			E6	
		4	J			E7	
		4	U			E7	
		4				L5	
		1				M5	
		4	J			Y7	
10		4	U			Y7	BOLT, Recliner To Cushion, Front Seat
	4796 793	4	U			D7	
		4	J			D7	
		4	J			E6	
		4	U			E6	
		4	J			E7	
		4	U			E7	
		4				L5	
		1	U			M5	
		1	J			M5	
		4	U			Y7	
		4	J			Y7	
11							CABLE, Seat Adjuster, Recliner, Easy Entry, Includes Strap
	5019 785AA	1	U			D7	
		1	J			D7	
		1	U			E6	
		1	J			E6	
		1	U			E7	
		1	J			E7	
		1				L5	
		1				M5	
		1	J			Y7	
		1	U			Y7	
12							RECLINER, Front Seat Back
	5019 786AA	1	J			D7	
		1	U			D7	
		1	U			E6	
		1	J			E6	
		1	J			E7	
		1	U			E7	
		1				L5	

JEEP WRANGLER (TJ)
 SERIES LINE BODY ENGINE TRANSMISSION
 H = Sport J = Wrangler 4WD 77 = 93.4 WB EPE, EP0 = 2.5L Power Tech DGG, DGD = 32RH 3 Spd. Auto.
 L = SE U = Wrangler 4WD (RHD) ERH, ER0 = 4.0L Power Tech DDQ = 5 Spd. Manual
 P = Sahara DDD = 5 Speed HD Manual
 DG0 = Auto. Trans.
 DBB = Manual Trans.

AR = Use as required - = Non illustrated part # = New this model year

May 2, 2002

Seat Assemblies, Adjusters, Recliners
Figure ITJ-810



ITEM	PART NUMBER	QTY	LINE	SERIES	BODY	TRIM	DESCRIPTION
		1				M5	
		1	U			Y7	
		1	J			Y7	
13	4874 116	1	U			D7	SHIELD SIDE, Seat, Right
		1	J			D7	
		1	U			E6	
		1	J			E6	
		1	J			E7	
		1	U			E7	
		1				L5	
		1				M5	
		1	U			Y7	
14	4874 266	1	J			Y7	SPRING, Seat Lever Return, Short
		1	J			E6	
		1				L5	
		1				M5	
15	5012 162AA	1	U			D7	SPRING, Seat Release Lever, Long
		1	J			D7	
	4874 267	1	J			E6	Export
	5012 162AA	1	U			E6	
		1	J			E7	
		1	U			E7	
	4874 267	1				L5	
	5012 162AA	1	J			L5	Export
		1	U			L5	Export
		1	J			M5	Export
		1	U			M5	Export
	4874 267	2				M5	
	5012 162AA	1	J			Y7	
16		1	U			Y7	ADJUSTER, Manual Seat, Right
	5012 150AA	1	U			D7	Export
		1	J			D7	Export
	4874 143	1	J			E6	
	5012 150AA	1	J			E6	Export
		1	U			E6	Export
		1	U			E7	Export
		1	J			E7	Export

JEEP WRANGLER (TJ)

SERIES
H = Sport
L = SE
P = Sahara

LINE
J = Wrangler 4WD
U = Wrangler 4WD (RHD)

BODY
77 = 93.4 WB

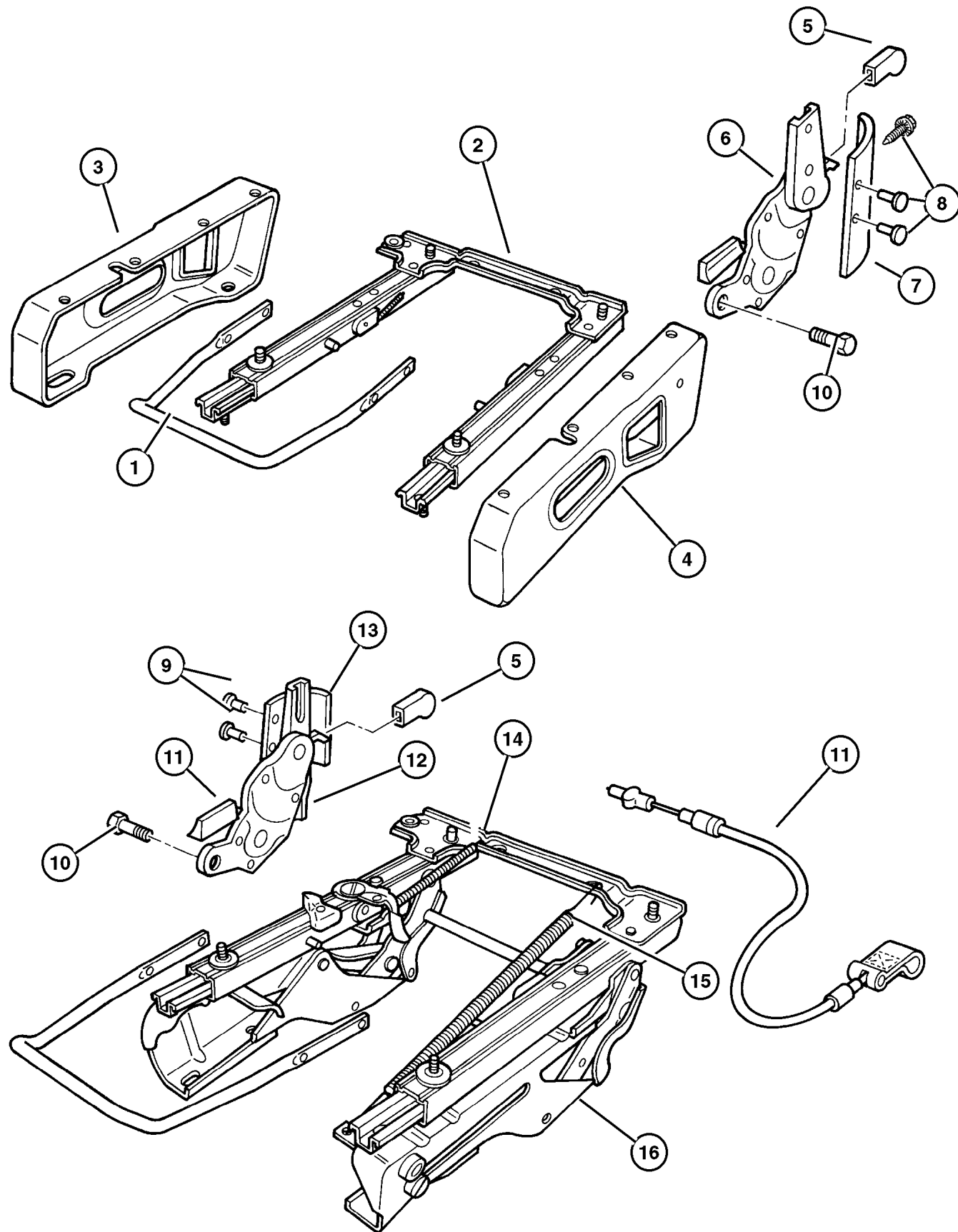
ENGINE
EPE, EP0 = 2.5L Power Tech
ERH, ER0 = 4.0L Power Tech

TRANSMISSION
DGG, DGD = 32RH 3 Spd. Auto.
DDQ = 5 Spd. Manual
DDD = 5 Speed HD Manual
DG0 = Auto. Trans.
DBB = Manual Trans.

AR = Use as required - = Non illustrated part # = New this model year

May 2, 2002

Seat Assemblies, Adjusters, Recliners Figure ITJ-810



ITEM	PART NUMBER	QTY	LINE	SERIES	BODY	TRIM	DESCRIPTION
		1	U			L5	Export
		1	J			L5	Export
	4874 143	1				L5	
		1				M5	
	5012 150AA	1	U			M5	Export
		1	J			M5	Export
		1	U			Y7	Export
-17							CABLE, Seat Adjuster, Seat Track
	5014 745AA	1	U			D7	Also Served in the Adjuster, Export
		1	J			D7	Also Served in the Adjuster, Export
		1	U			E6	Also Served in the Adjuster, Export
	4886 308AA	1	J			E6	28 Inches Long, (Also Served in 4874143)
	5014 745AA	1	J			E6	Also Served in the Adjuster, Export
		1	J			E7	Also Served in the Adjuster, Export
		1	U			E7	Also Served in the Adjuster, Export
		1	U			L5	Also Served in the Adjuster, Export
	4886 308AA	1				L5	28 Inches Long, (Also Served in 4874143)
	4886 309AA	1				L5	40 Inches Long, (Also Served in 5019241AA)
	5014 745AA	1	J			L5	Also Served in the Adjuster, Export
	4886 308AA	1				M5	28 Inches Long, (Also Served in 4874143)
	4886 309AA	1				M5	40 Inches Long, (Also Served in 5019241AA)
	5014 745AA	1	U			Y7	Also Served in the Adjuster
		1	J			Y7	Also Served in the Adjuster
-18	J400 6832	2					BOLT, Pan Head, .437-20x1.375, Passenger and Driver Seat to Floor Pan

JEEP WRANGLER (TJ)

SERIES
H = Sport
L = SE
P = Sahara

LINE
J = Wrangler 4WD
U = Wrangler 4WD (RHD)

BODY
77 = 93.4 WB

ENGINE
EPE, EP0 = 2.5L Power Tech
ERH, ER0 = 4.0L Power Tech

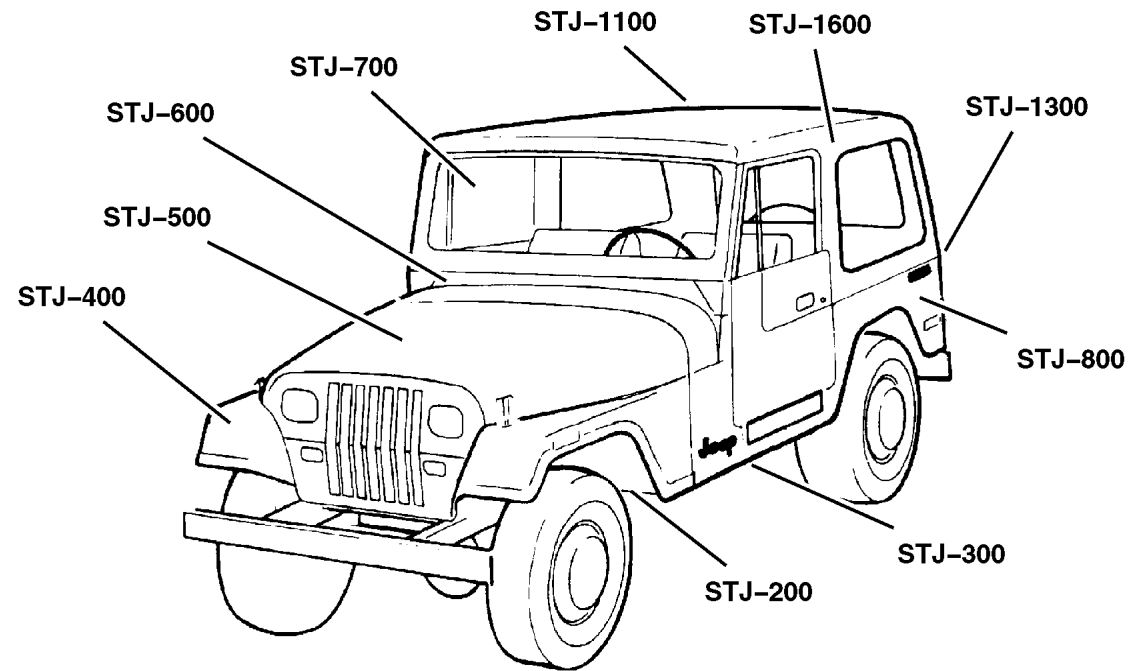
TRANSMISSION
DGG, DGD = 32RH 3 Spd. Auto.
DDQ = 5 Spd. Manual
DDD = 5 Speed HD Manual
DG0 = Auto. Trans.
DBB = Manual Trans.

AR = Use as required - = Non illustrated part # = New this model year

May 2, 2002

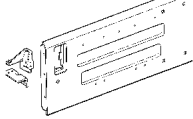
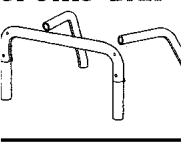
Group – STJ



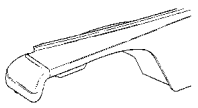

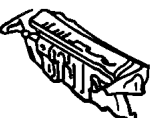

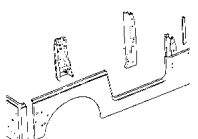
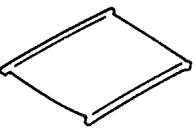
Body Sheet Metal Except Doors



Group – STJ

Body Sheet Metal Except Doors

<p>STJ-1300 Tailgate</p> 	<p>STJ-1600 Luggage Rack</p> 		
---	---	--	--

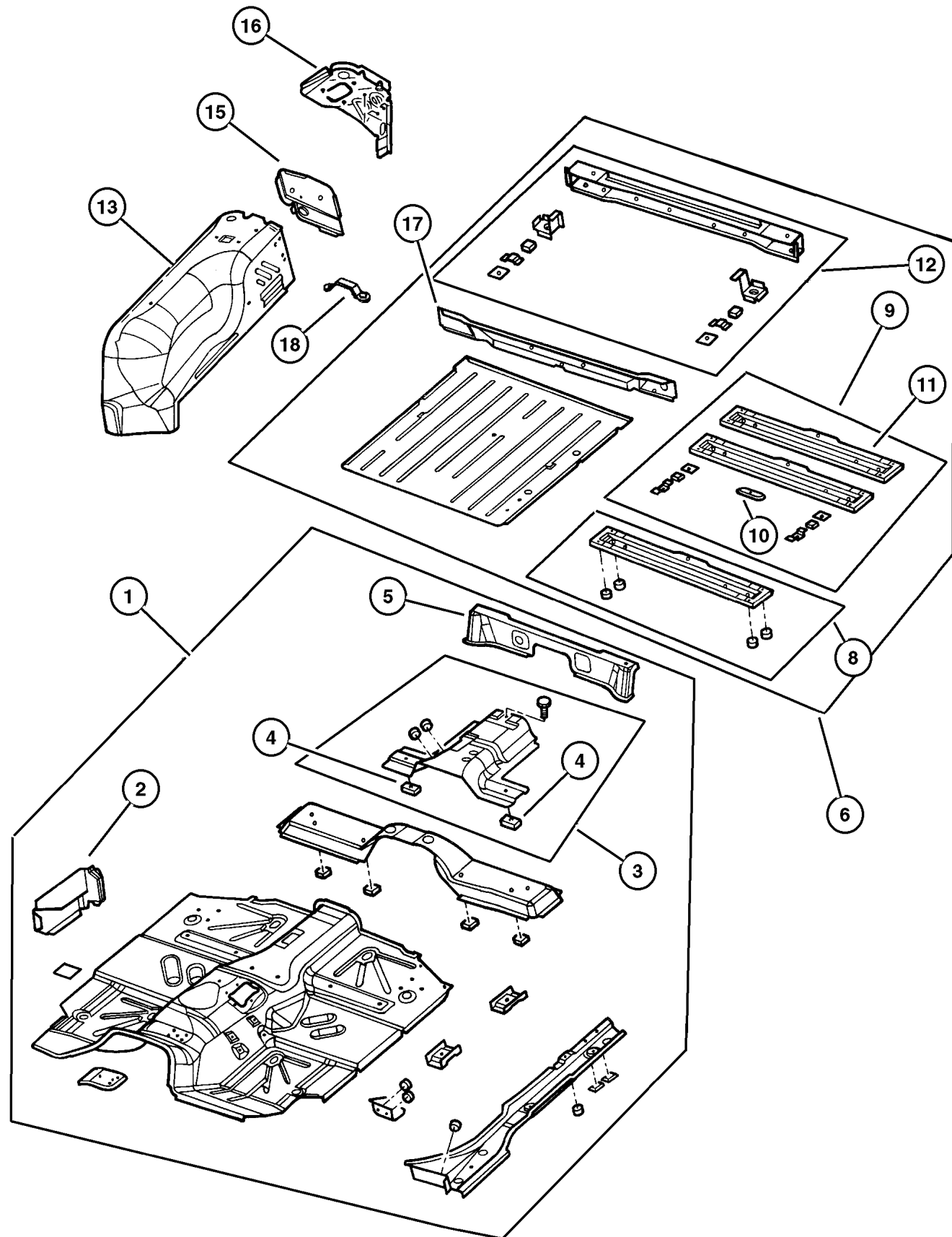
<p>STJ-200 Floor Pans</p> 	<p>STJ-300 Plugs</p> 	<p>STJ-400 Front Fenders</p> 	<p>STJ-500 Hood and Hood Release</p> 
<p>STJ-600 Cowl and Dash Panel</p> 	<p>STJ-700 Glass and Rear View Mirror</p> 	<p>STJ-800 Aperture Panel</p> 	<p>STJ-1100 Roof – Hard & Soft Top</p> 

GROUP STJ - Body Sheet Metal Except Doors

Illustration Title	Group-Fig. No.
Floor Pans	
Pan, Floor Front And Rear	Fig. STJ-210
Plugs	
Plugs	Fig. STJ-310
Front Fenders	
Fender And Flare, Front	Fig. STJ-410
Hood and Hood Release	
Hood, Lock, Catches	Fig. STJ-510
Cowl and Dash Panel	
Panels, Cowl And Dash	Fig. STJ-610
Glass and Rear View Mirror	
Glass, Windshield, Backlite, Quarter Windshield Frame, Hinges	Fig. STJ-710
Aperture Panel	
Panels, Body Side	Fig. STJ-810
Roof - Hard & Soft Top	
Soft Top And Windows	Fig. STJ-1110
Top Enclosure, Hard	Fig. STJ-1120
Tailgate	
Tailgate	Fig. STJ-1310
Add-a-Trunk	Fig. STJ-1320
Luggage Rack	
Sport Bar Wrangler	Fig. STJ-1610



Pan, Floor Front And Rear
Figure STJ-210



ITEM	PART NUMBER	QTY	LINE	BODY	DESCRIPTION
1	#55177 254AA	1			PAN, Floor
2					PANEL, Cowl Side
	5517 4828	1			Right
	55174 829AB	1			Left
3	5517 5209	1			REINFORCEMENT, Park Brake Mounting
4	6033 150	2			NUT PLATE, .25-20
5	55174 809AB	1			RISER, Seat
6	55174 811AC	1			PAN, Floor
-7	6035 880	2	U		NUT, Rivet, Child Restraint, AUSTRALIA
8	5517 6240	1			CROSSMEMBER, Seat Belt Mount
9	5517 6241	1			CROSSMEMBER, Underbody
10	4490 835AB	1			REINFORCEMENT, Shoulder Belt
11	5517 6237	1			CROSSMEMBER, Rear Floor
12	55175 788AD	1			SILL, Rear
13					PANEL, Wheelhouse
	55175 230AC	1			Right
	55175 231AC	1			Left
-14	4490 111	1			TAPPING PLATE
15					PANEL, Rear Closure
	55176 526AC	1			Right
	55176 527AC	1			Left
16					REINFORCEMENT, Wheelhouse
	55175 064AB	1			Right
	55175 065AB	1			Left
17	5517 5790	1			PANEL, Rear Body Closing, Lower Center Panel
18	5501 3668	8			CHECK, Front Door

JEEP WRANGLER (TJ)

SERIES
H = Sport
L = SE
P = Sahara

LINE
J = Wrangler 4WD
U = Wrangler 4WD (RHD)

BODY
77 = 93.4 WB

ENGINE
EPE, EP0 = 2.5L Power Tech
ERH, ER0 = 4.0L Power Tech

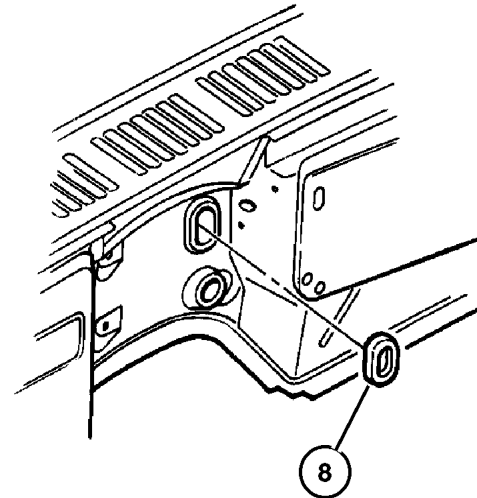
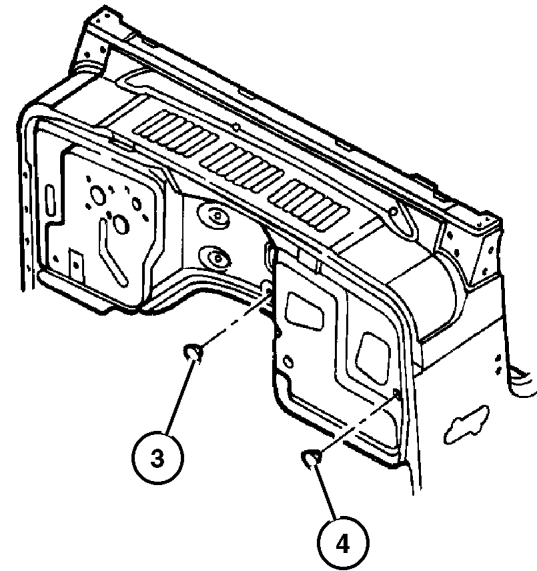
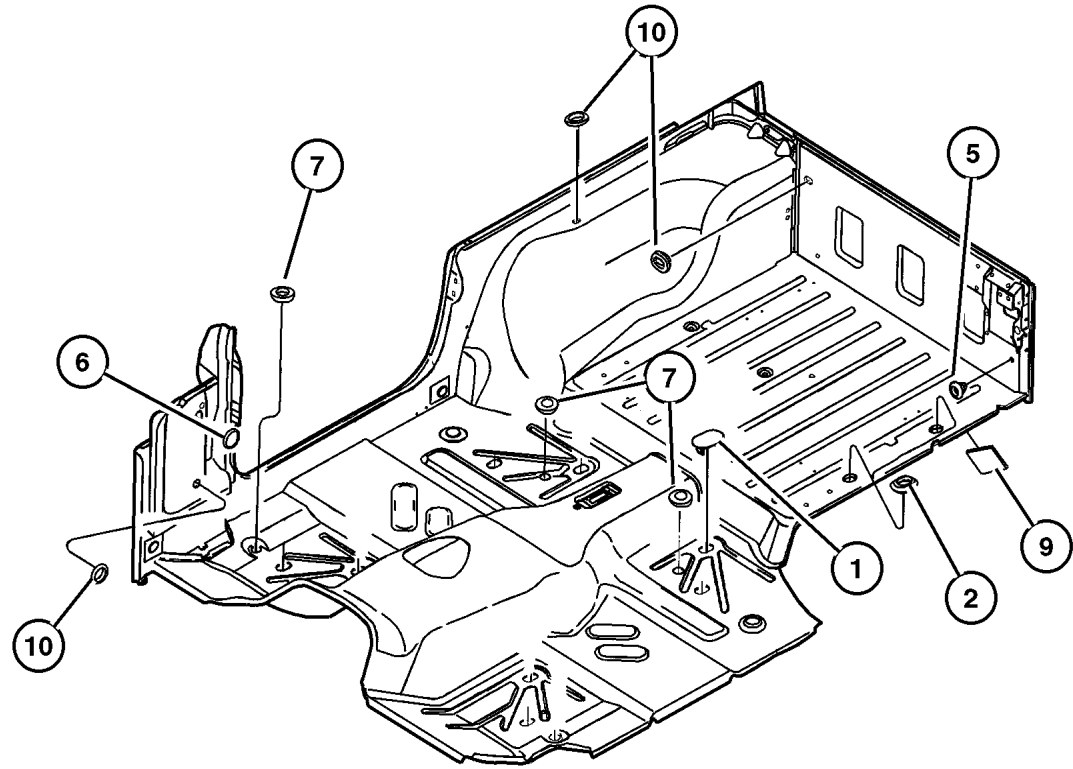
TRANSMISSION
DGG, DGD = 32RH 3 Spd. Auto.
DDQ = 5 Spd. Manual
DDD = 5 Speed HD Manual
DG0 = Auto. Trans.
DBB = Manual Trans.

AR = Use as required - = Non illustrated part # = New this model year

May 2, 2002

Plugs Figure STJ-310

ITEM	PART NUMBER	QTY	LINE	BODY	DESCRIPTION
1	4586 055	8			PLUG, Floor Pan, Front
2	6004 507	2			PLUG, Body, 25.4mm x 38.1mm, Rubber, Rear Floor Pan
3	2424 864	1			PLUG, Body, 1.75 Diameter, Shift Cable Hole
4	55257 380AA	AR			PLUG, Dash Panel Rear Body Wiring
5	4373 728	1			PLUG
6	55176 729AA	2			PLUG, Cowl Side
7	55177 482AA	4			PLUG, Floor Pan
8					PLUG, Body, 4.0mm X 76.4mm, (NOT SERVICED)
9	4278 178	2			TAPE, Hole Cover, 50x50x1 mm
10	1774 076	2			PLUG



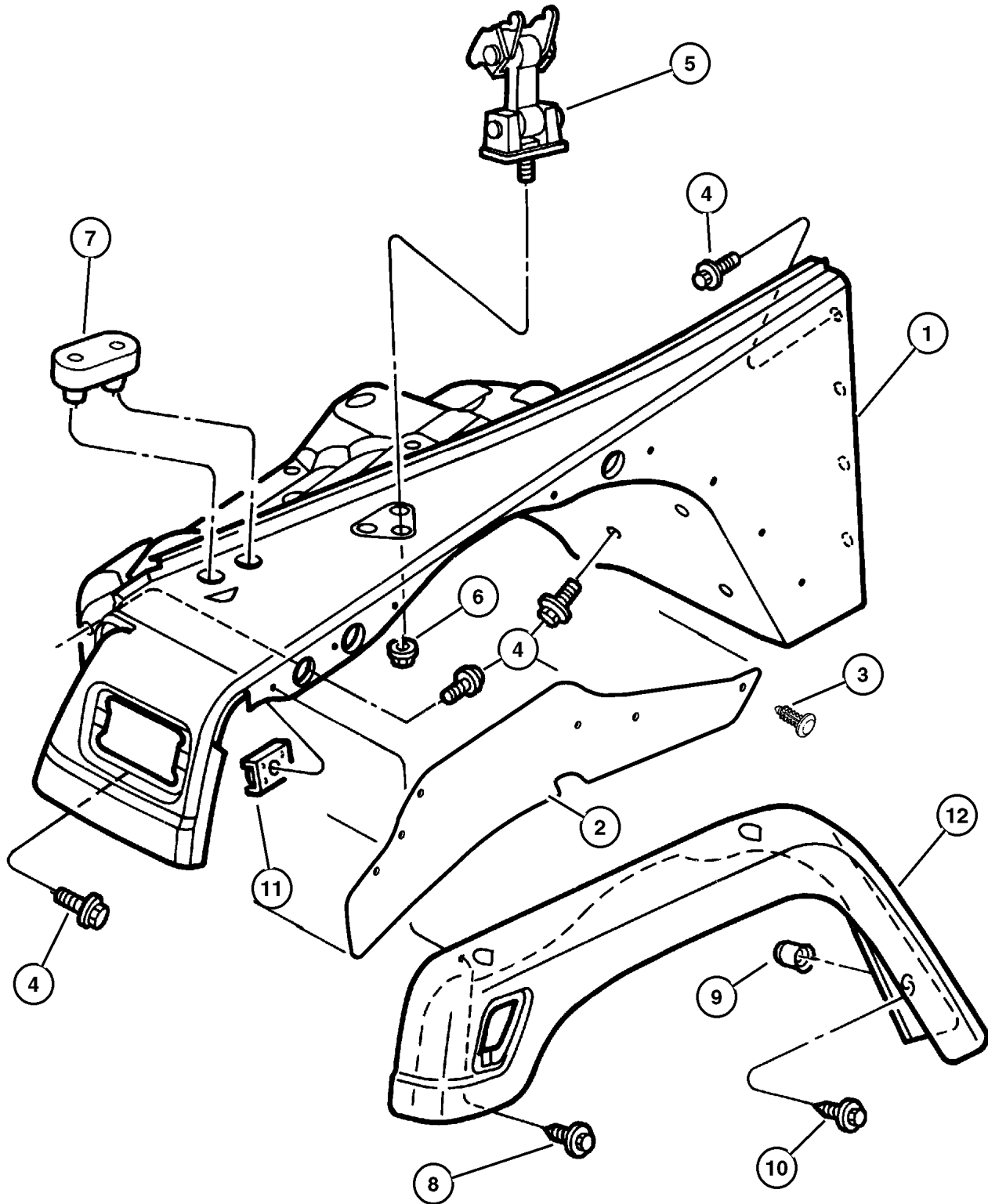
JEEP WRANGLER (TJ)				
SERIES	LINE	BODY	ENGINE	TRANSMISSION
H = Sport	J = Wrangler 4WD	77 = 93.4 WB	EPE, EP0 = 2.5L Power Tech	DGG, DGD = 32RH 3 Spd. Auto.
L = SE	U = Wrangler 4WD (RHD)		ERH, ER0 = 4.0L Power Tech	DDQ = 5 Spd. Manual
P = Sahara				DDD = 5 Speed HD Manual
				DG0 = Auto. Trans.
				DBB = Manual Trans.

AR = Use as required - = Non illustrated part # = New this model year

May 2, 2002

Fender And Flare, Front
Figure STJ-410

ITEM	PART NUMBER	QTY	LINE	BODY	DESCRIPTION
1					PANEL, Fender
	5003 950AD	1			Right
	5003 951AD	1			Left
2	5517 4658	2			SHIELD, Splash, Front
3	6030 441	12			PIN, Retainer
4	6100 583	8			BOLT AND CONED WASHER, Hex Head, M8x25x20
5	55176 636AD	2			CATCH, Hood
6	3420 1416	2			NUT, Hex Flange, M8x1.25
7	J400 7541	2			BUMPER, Fender, Oblong Head, Hood Cushion
8					SCREW AND WASHER, .190-16x.750, (NOT SERVICED)
9	6504 601	6			NUT, Rivet Round, M5x0.80x11.09
10					SCREW AND WASHER, M5x.080x20.00, (NOT SERVICED)
11	J400 4868	14			NUT, Plastic
12					EXTENSION, Fender
	5525 4918	1			Black, Textured, Right
	5525 4919	1			Black, Textured, Left
	QP94 DX8AB	1			[K5X], Right
	QP94 DX9AB	1			[K5Z], Right
	QP94 SG8AB	1			[K5G], Right
	QP94 SW1AB	1			[K5W], Right
	QP94 WU7AB	1			[K5U], Right
	QP94 XS5AB	1			[K5A], Right
	QP95 DX8AB	1			[K5X], Left
	QP95 DX9AB	1			[K5Z], Left
	QP95 SG8AB	1			[K5G], Left
	QP95 SW1AB	1			[K5W], Left
	QP95 WU7AB	1			[K5U], Left
	QP95 XS5AB	1			[K5A], Left



JEEP WRANGLER (TJ)

SERIES
H = Sport
L = SE
P = Sahara

LINE
J = Wrangler 4WD
U = Wrangler 4WD (RHD)

BODY
77 = 93.4 WB

ENGINE
EPE, EP0 = 2.5L Power Tech
ERH, ER0 = 4.0L Power Tech

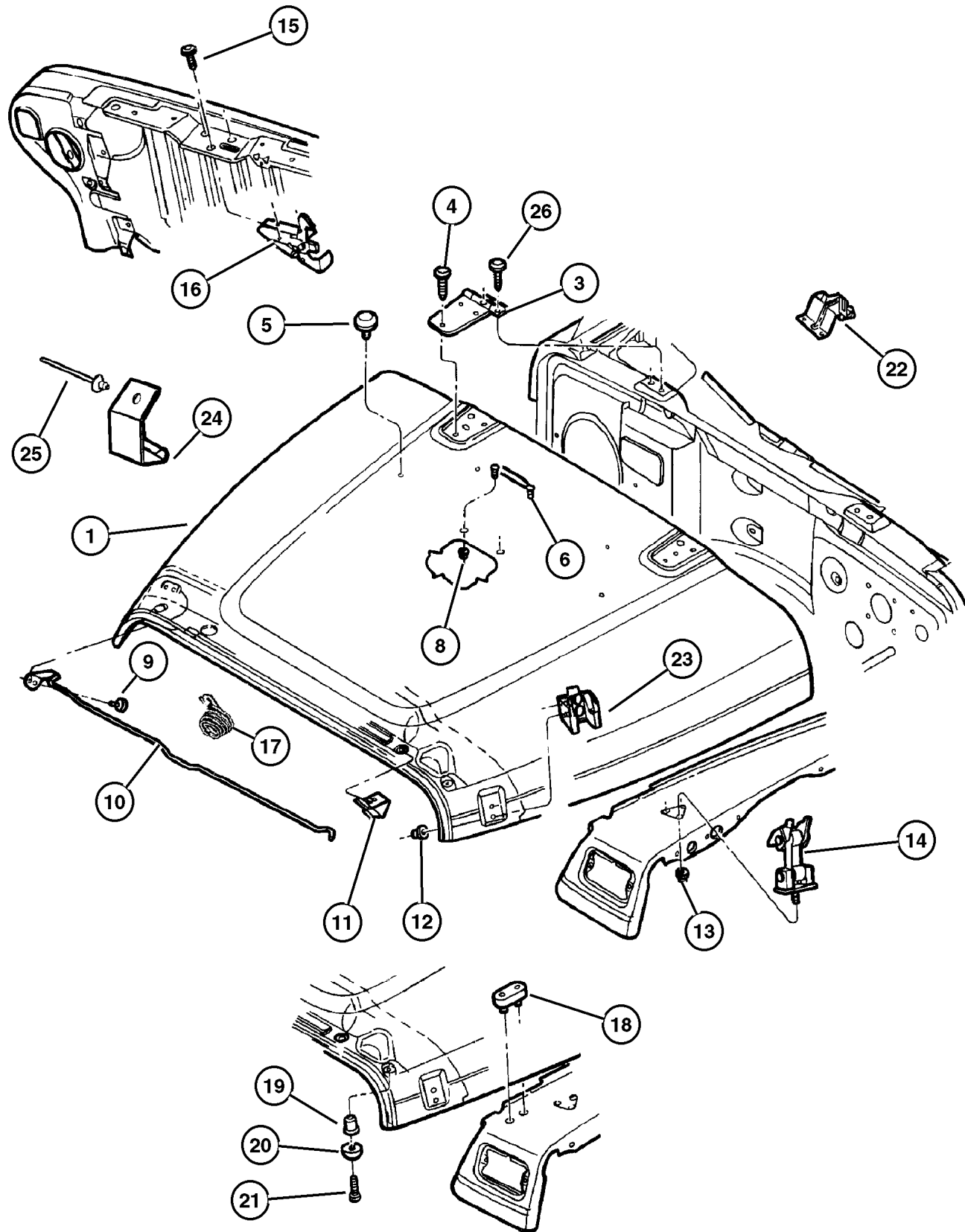
TRANSMISSION
DGG, DGD = 32RH 3 Spd. Auto.
DDQ = 5 Spd. Manual
DDD = 5 Speed HD Manual
DG0 = Auto. Trans.
DBB = Manual Trans.

AR = Use as required - = Non illustrated part # = New this model year

May 2, 2002

Hood, Lock, Catches Figure STJ-510

ITEM	PART NUMBER	QTY	LINE	BODY	DESCRIPTION
1	5066 182AA	1			HOOD
-2	5517 6589	AR			SHIM
3	5507 5559	2			HINGE, Hood
4	6503 154	6			SCREW AND WASHER, Round Head, M8x1.25x20
5	55075 590AB	2			BUMPER, Hood
6	5517 6422	1			BRACKET, Windshield Hold Down
-7	6036 102AA	4			SCREW, .19-24.50
8	6502 028	2			NUT AND WASHER, Hex Nut-Coned Washer, M4 x 0.70
9	6034 980	2			SCREW, Pan Head, .19-24x.437
10	55176 635AD	1			ROD, Hood Prop
11	J400 7456	1			CLIP, Prop Rod
12	6504 030	4			NUT AND WASHER, Hex, M6x1
13	3420 1416	2			NUT, Hex Flange, M8x1.25
14	55176 636AD	2			CATCH, Hood
15					SCREW AND WASHER, M6x1.00x20.00, (NOT SERVICED)
16	55176 731AE	1			HOOK, Hood Safety Catch
17	55176 732AB	1			SPRING, Hood Pop Up
18	J400 7541	2			BUMPER, Fender, Oblong
19	J400 5237	2			NUT, Hex, .19-32x430, Well Type Hood Bumper Support
20	5517 6291	2			BUMPER, Steel Insert
21	6034 205	2			SCREW, Pan Head, .19-32x.625, Hood Bumper Support
22	5517 5096	2			REINFORCEMENT, Hood Hinge
23	55176 428AC	2			BRACKET, Hood Catch
24	5503 2768	1			SKID PLATE, Secondary Hood Catch
25	6500 787	1			RIVET, M5x11.30
26	6035 627	4			SCREW AND WASHER, Truss Head, .312-18x1.12



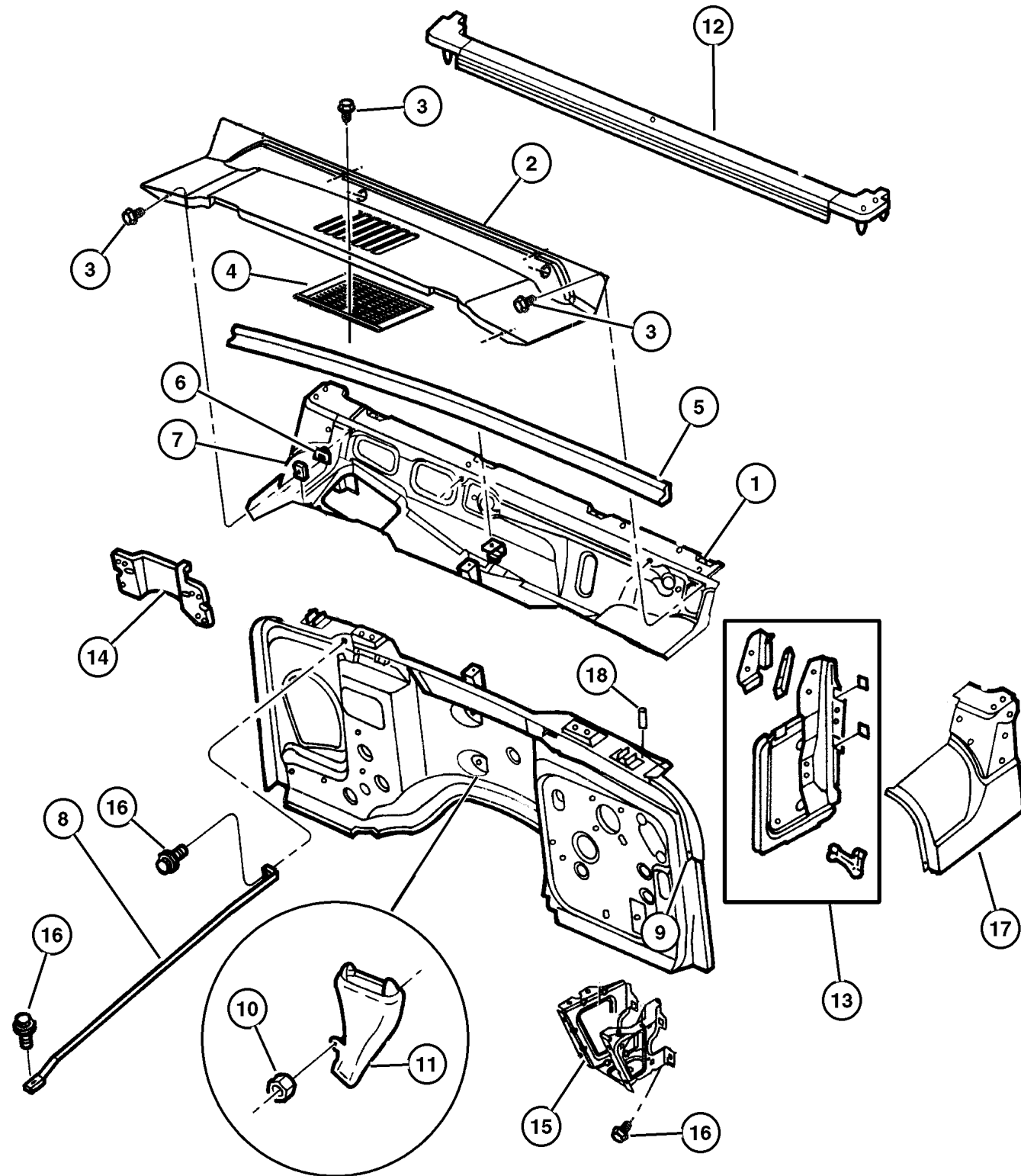
JEEP WRANGLER (TJ)

SERIES	LINE	BODY	ENGINE	TRANSMISSION
H = Sport	J = Wrangler 4WD	77 = 93.4 WB	EPE, EP0 = 2.5L Power Tech	DGG, DGD = 32RH 3 Spd. Auto.
L = SE	U = Wrangler 4WD (RHD)		ERH, ER0 = 4.0L Power Tech	DDQ = 5 Spd. Manual
P = Sahara				DDD = 5 Speed HD Manual
				DG0 = Auto. Trans.
				DBB = Manual Trans.

AR = Use as required - = Non illustrated part # = New this model year

May 2, 2002

**Panels, Cowl And Dash
Figure STJ-610**



ITEM	PART NUMBER	QTY	LINE	BODY	DESCRIPTION
1					PANEL, Cowl
	#55174 624AD	1	J		
	#55174 625AD	1	U		
2					GRILLE, Cowl Panel
	55174 636AB	1	J		
	55174 637AC	1	U		
3					SCREW, 0.164-15x1.21, (NOT SERVICED)
4	55037 422AC	1			SCREEN, Cowl
5	5517 4640	1			WEATHERSTRIP, Hood to Cowl
6					NUT, Snap In
	6506 063AA	4	J		
		4	U		
7					NUT, Spring, .16-18
	0152 490	3	J		
		3	U		
8	5517 6588	2			BRACKET, Dash Panel to Plenum
9					PANEL, Dash
	55174 644AD	1	J		
	55174 645AC	1	U		With [ABS] Grommet Hole
	#55174 645AD	1	U		Without [ABS] Grommet Hole
10	6100 048	1			NUT, Hex, M6x1.00
11	5517 6555	1			DRAIN, Heater and A/C
12	55176 566AE	1			WEATHERSTRIP, Windshield to Cowl
13					PANEL, Cowl Side
	5517 6092	1	J		Upper,Right
		1	U		Upper,Right
	5517 6093	1	J		Upper,Left
		1	U		Upper,Left
14					BRACKET, Module
	5517 6099	1	U		
	5517 6011	1	J		
15					REINFORCEMENT, Battery Tray
	5517 4782	1			Right
	5517 4783	1			Left
16	6100 583	6			BOLT AND CONED WASHER, Hex Head, M8x25x20
17					PANEL, Cowl Top, Serviced in Panel Body Side, (NOT SERVICED)
18	6504 649	4			CAP, Bolt Cover

JEEP WRANGLER (TJ)

SERIES
H = Sport
L = SE
P = Sahara

LINE
J = Wrangler 4WD
U = Wrangler 4WD (RHD)

BODY
77 = 93.4 WB

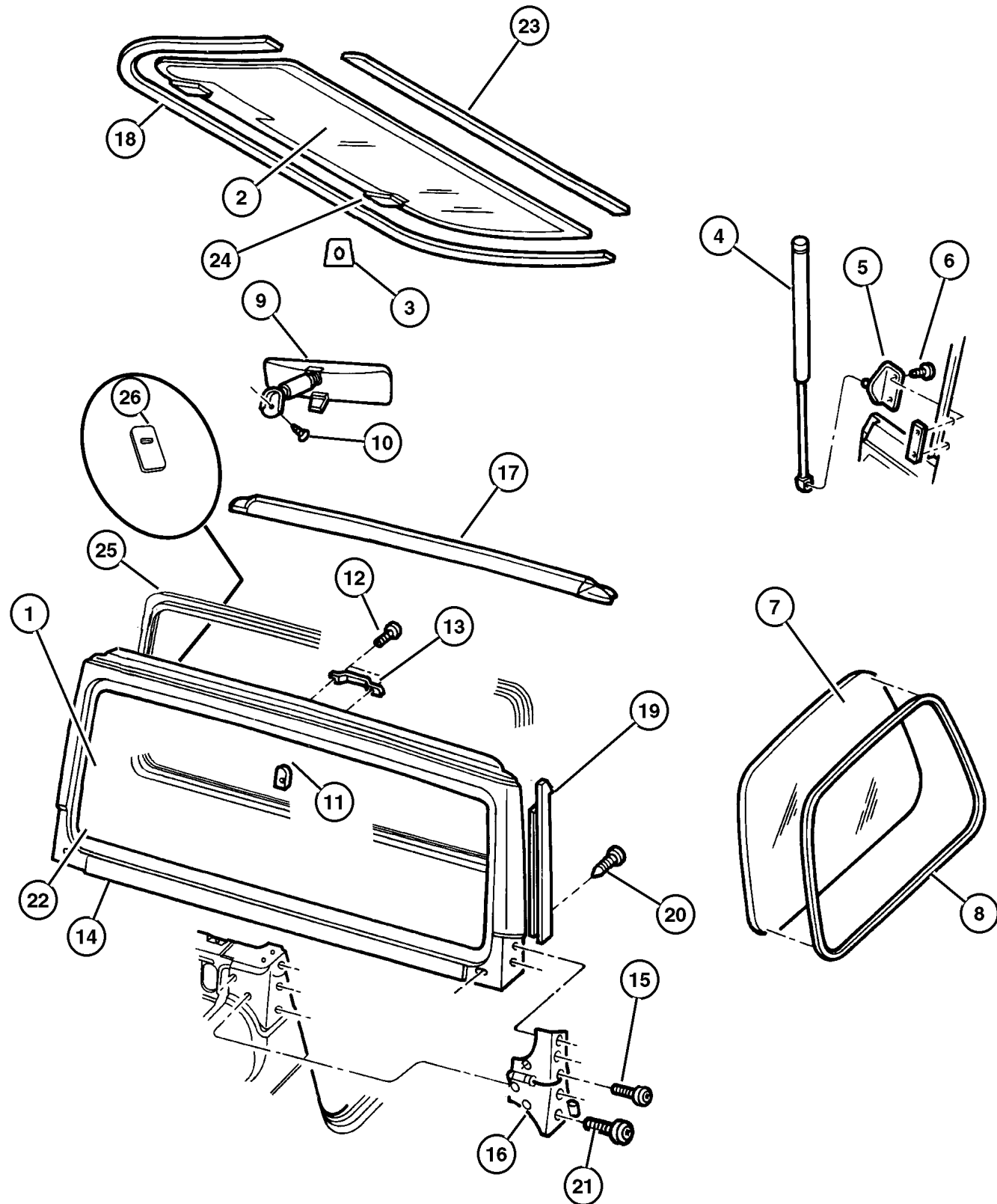
ENGINE
EPE, EP0 = 2.5L Power Tech
ERH, ER0 = 4.0L Power Tech

TRANSMISSION
DGG, DGD = 32RH 3 Spd. Auto.
DDQ = 5 Spd. Manual
DDD = 5 Speed HD Manual
DGO = Auto. Trans.
DBB = Manual Trans.

AR = Use as required - = Non illustrated part # = New this model year

May 2, 2002

Glass, Windshield, Backlite, Quarter Windshield Frame, Hinges
Figure STJ-710



ITEM	PART NUMBER	QTY	LINE	BODY	DESCRIPTION
1	#55135 127AC	1			WINDSHIELD
2					BACKLITE
	4883 307	1			Tinted
	4883 306	1			Tint, Heated
	4883 306AB	1			Privacy, Heated
3					BRACKET, Ballstud
	4883 496AA	1			Right
	4883 497AA	1			Left
4	55076 310AB	2			PROP, Liftgate
5	55076 311AB	2			BALL STUD, Body Side
6					SCREW, M6x1.00x20.00, (NOT SERVICED)
7					GLASS, Rear Quarter, Vented
	5517 6278	1			Tinted, Right
	5517 6279	1			Tinted, Left
	5517 6306	1			Privacy, Right
	5517 6307	1			Privacy, Left
8	5517 6577	2			MOLDING, Quarter Window
9	#55156 172AA	1			MIRROR, Inside Rear View
10					SCREW, Pan Head, .164-32x.460, (NOT SERVICED)
11	5507 6401	1			BUTTON, Rear View Mirror
12					SCREW, .190-24x.500, (NOT SERVICED)
13	5501 3666	1			FOOTMAN LOOP, Hold Down
14	55174 607AD	1			PANEL, Windshield Frame
15	6035 898	2			SCREW AND WASHER, Truss Head, .312-18x1.12
16					HINGE, Door
	55075 702AE	1			Right
	55075 703AE	1			Left
17	55176 512AE	1			SEAL, Header Opening
18	55175 041AF	1			WEATHERSEAL, LIFTGATE
19					WEATHERSTRIP, Front Door
	55176 618AB	1			Right
	55176 619AB	1			Left
20	6035 369	6			SCREW, Piercing, .164-15x1.25
21	6035 757	8			SCREW
22	55176 567AC	1			MOLDING, Windshield Reveal
23	5517 5042	1			WEATHERSTRIP, Backlite
24					HINGE, Liftglass
	5013 722AA	1			Right
	5013 723AA	1			Left
25	55176 430AD	1			MOLDING, Windshield Garnish
26	5517 6421	2			TAPE, Anti Chip
-27	5500 9433	1			GASKET, Hinge To Glass, Backlite
-28	5500 9434	1			BUSHING, Hinge to Glass

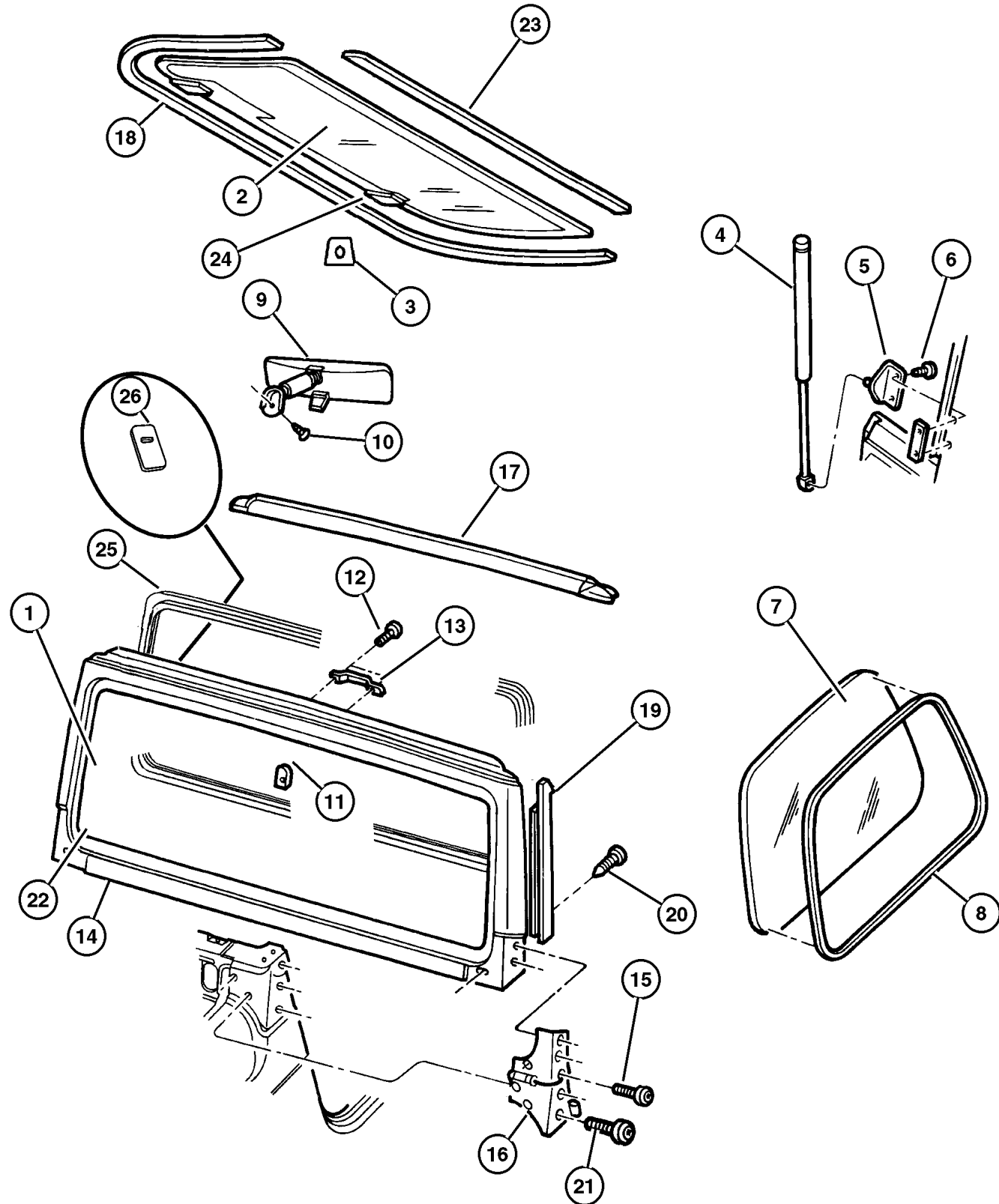
JEEP WRANGLER (TJ)

SERIES	LINE	BODY	ENGINE	TRANSMISSION
H = Sport	J = Wrangler 4WD	77 = 93.4 WB	EPE, EP0 = 2.5L Power Tech	DGG, DGD = 32RH 3 Spd. Auto.
L = SE	U = Wrangler 4WD (RHD)		ERH, ER0 = 4.0L Power Tech	DDQ = 5 Spd. Manual
P = Sahara				DDD = 5 Speed HD Manual
				DG0 = Auto. Trans.
				DBB = Manual Trans.

AR = Use as required - = Non illustrated part # = New this model year

May 2, 2002

**Glass, Windshield, Backlite, Quarter Windshield Frame, Hinges
Figure STJ-710**



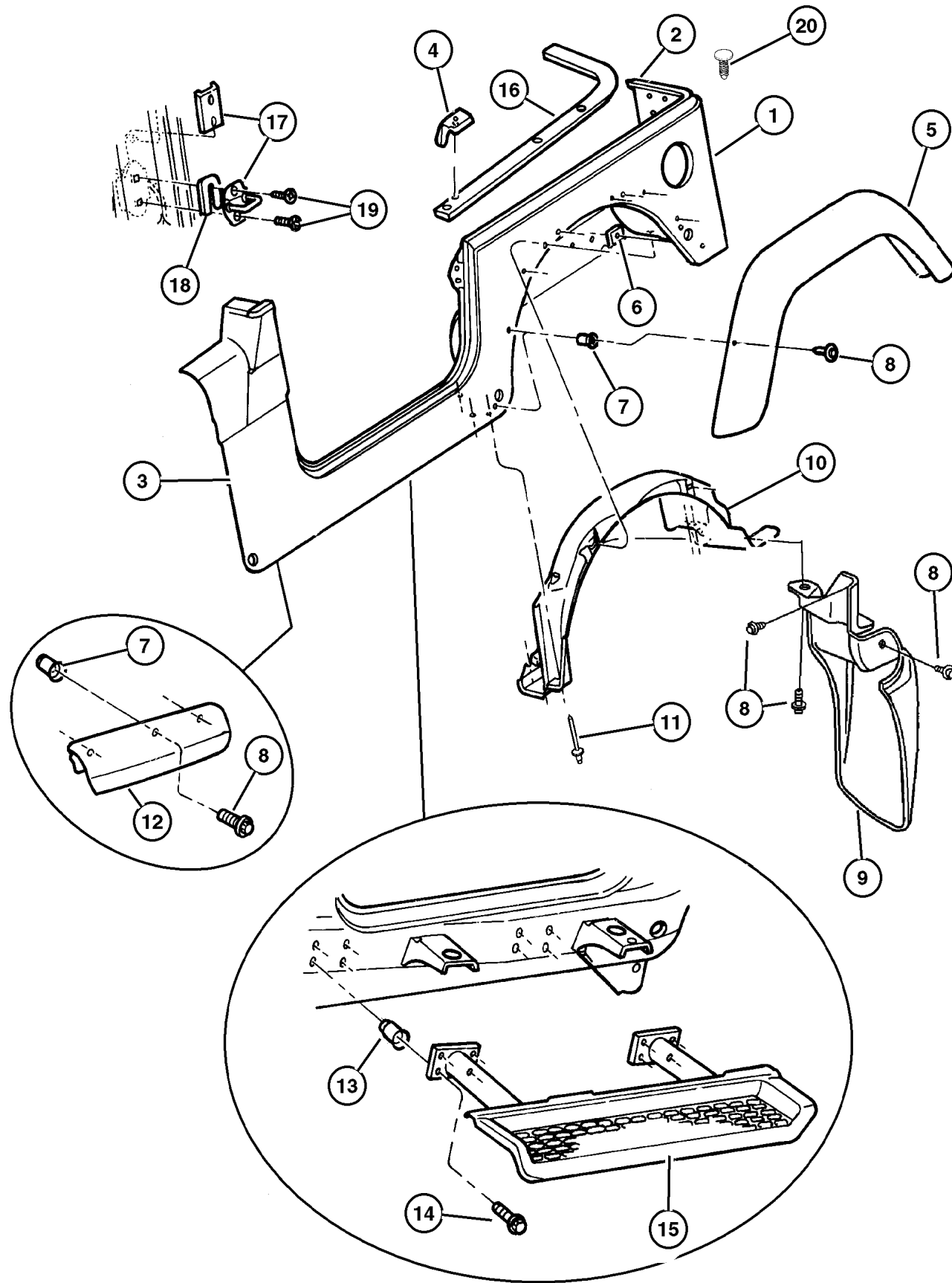
ITEM	PART NUMBER	QTY	LINE	BODY	DESCRIPTION
-29	5500 9788	1			SEAL, Hinge To Glass
-30	J400 7384	1			NUT AND WASHER, Hex
-31	5501 9378	1			CAP, Hinge Cover
-32	5517 6464	1			GROMMET, Wiper Motor And Bracket

JEEP WRANGLER (TJ)		BODY	ENGINE	TRANSMISSION
SERIES	LINE	77 = 93.4 WB	EPE, EP0 = 2.5L Power Tech	DGG, DGD = 32RH 3 Spd. Auto.
H = Sport	J = Wrangler 4WD		ERH, ER0 = 4.0L Power Tech	DDQ = 5 Spd. Manual
L = SE	U = Wrangler 4WD (RHD)			DDD = 5 Speed HD Manual
P = Sahara				DG0 = Auto. Trans.
				DBB = Manual Trans.

AR = Use as required - = Non illustrated part # = New this model year

May 2, 2002

**Panels, Body Side
Figure STJ-810**



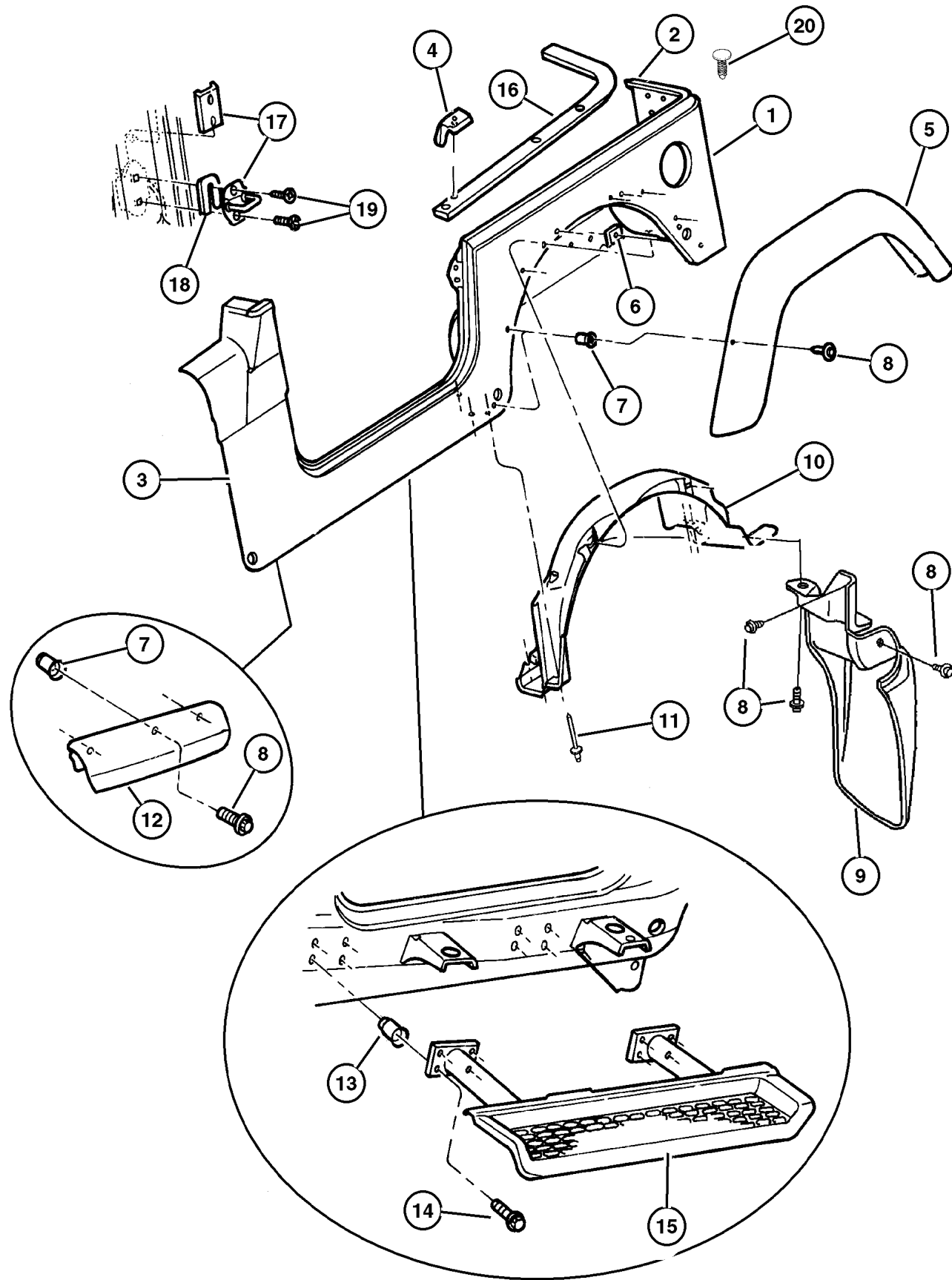
ITEM	PART NUMBER	QTY	LINE	BODY	DESCRIPTION
Note: Sales Code [ABA] = Australia Equipment Group =European Equipment Group---SAA=Manual Steering---SBA=Power					
Steering					
1					PANEL, Body Side
	4874 196AD	1			Right
	4874 197AD	1			Left
2					PANEL, Rear Corner
	5517 5664	1			Right
	5517 5665	1			Left
3	5517 5024	1			REINFORCEMENT, Side Panel
4					SEAL, Mocket
	55177 256AA	1			Right
	55177 257AA	1			Left
5					EXTENSION, Wheel House
	5517 5726	1			[K3], Right
	5517 5727	1			[K3], Left
	5DS74 DX8AC	1			[K5X], SAHARA, Right
	5DS74 DX9AC	1			[K5Z], SAHARA, Right
	5DS74 SG8AC	1			[K5G], SAHARA, Right
	5DS74 SW1AC	1			[K5W], SAHARA, Right
	5DS74 WU7AC	1			[K5U], SAHARA, Right
	5DS74 XS5AC	1			[K5A], SAHARA, Right
	5DS75 DX8AC	1			[K5X], SAHARA, Left
	5DS75 DX9AC	1			[K5Z], SAHARA, Left
	5DS75 SG8AC	1			[K5G], SAHARA, Left
	5DS75 SW1AC	1			[K5W], SAHARA, Left
	5DS75 WU7AC	1			[K5U], SAHARA, Left
	5DS75 XS5AC	1			[K5A], SAHARA, Left
6	J400 4868	10			NUT, Plastic
7	6504 601	6			NUT, Rivet Round, M5x0.80x11.09
8					SCREW AND WASHER, M5X.80X20.00, (NOT SERVICED)
9					SHIELD, Splash
	55155 696AA	1			Right
	55155 697AA	1			Left
	55156 038AB	1			[ABA], Australia, Right
	55156 039AB	1			[ABA], Australia, Left
10					SHIELD, Splash, Liner, Rear Wheelhouse
	55155 632AB	1			Right
	55155 633AB	1			Left
11	6030 441	10			PIN, Retainer
12					EXTENSION, Fender
	5525 4928	1			[K3], Right
	5525 4929	1			[K3], Left
	5DV1 2DX9	1			[K5], Right

JEEP WRANGLER (TJ)

SERIES	LINE	BODY	ENGINE	TRANSMISSION
H = Sport	J = Wrangler 4WD	77 = 93.4 WB	EPE, EP0 = 2.5L Power Tech	DGG, DGD = 32RH 3 Spd. Auto.
L = SE	U = Wrangler 4WD (RHD)		ERH, ER0 = 4.0L Power Tech	DDQ = 5 Spd. Manual
P = Sahara				DDD = 5 Speed HD Manual
				DG0 = Auto. Trans.
				DBB = Manual Trans.

AR = Use as required - = Non illustrated part # = New this model year

Panels, Body Side
Figure STJ-810



ITEM	PART NUMBER	QTY	LINE	BODY	DESCRIPTION
	5DV1 3DX9	1			[K5], Left
13	6504 397	14			NUT, M8-1.25
14	6501 648	14			SCREW, Hex Flange Head, M8x1.25x25.00, Side Step
15	#55156 200AB	1			STEP PAD, Side Step Right
	#55156 201AB	1			Left
16	55175 754AB	1			RETAINER, Belt Rail Right
	55175 755AB	1			Left
17	4780 259	2			STRIKER, Door
18	4520 289	AR			SPACER, Door Latch Striker
	5507 5483	AR			2.0/2.5 Thick
19	6503 120	4			SCREW AND WASHER, Button Head Torx, M8x1.25x39.50
20	6504 662	4			RETAINER, Push On
-21	55363 274AA	1			LABEL, Mercury Warning, B Pillar Below The Striker

JEEP WRANGLER (TJ)		BODY	ENGINE	TRANSMISSION
SERIES	LINE	77 = 93.4 WB	EPE, EP0 = 2.5L Power Tech	DGG, DGD = 32RH 3 Spd. Auto.
H = Sport	J = Wrangler 4WD		ERH, ER0 = 4.0L Power Tech	DDQ = 5 Spd. Manual
L = SE	U = Wrangler 4WD (RHD)			DDD = 5 Speed HD Manual
P = Sahara				DG0 = Auto. Trans.
				DBB = Manual Trans.

AR = Use as required - = Non illustrated part # = New this model year

May 2, 2002

Soft Top And Windows
Figure STJ-1110

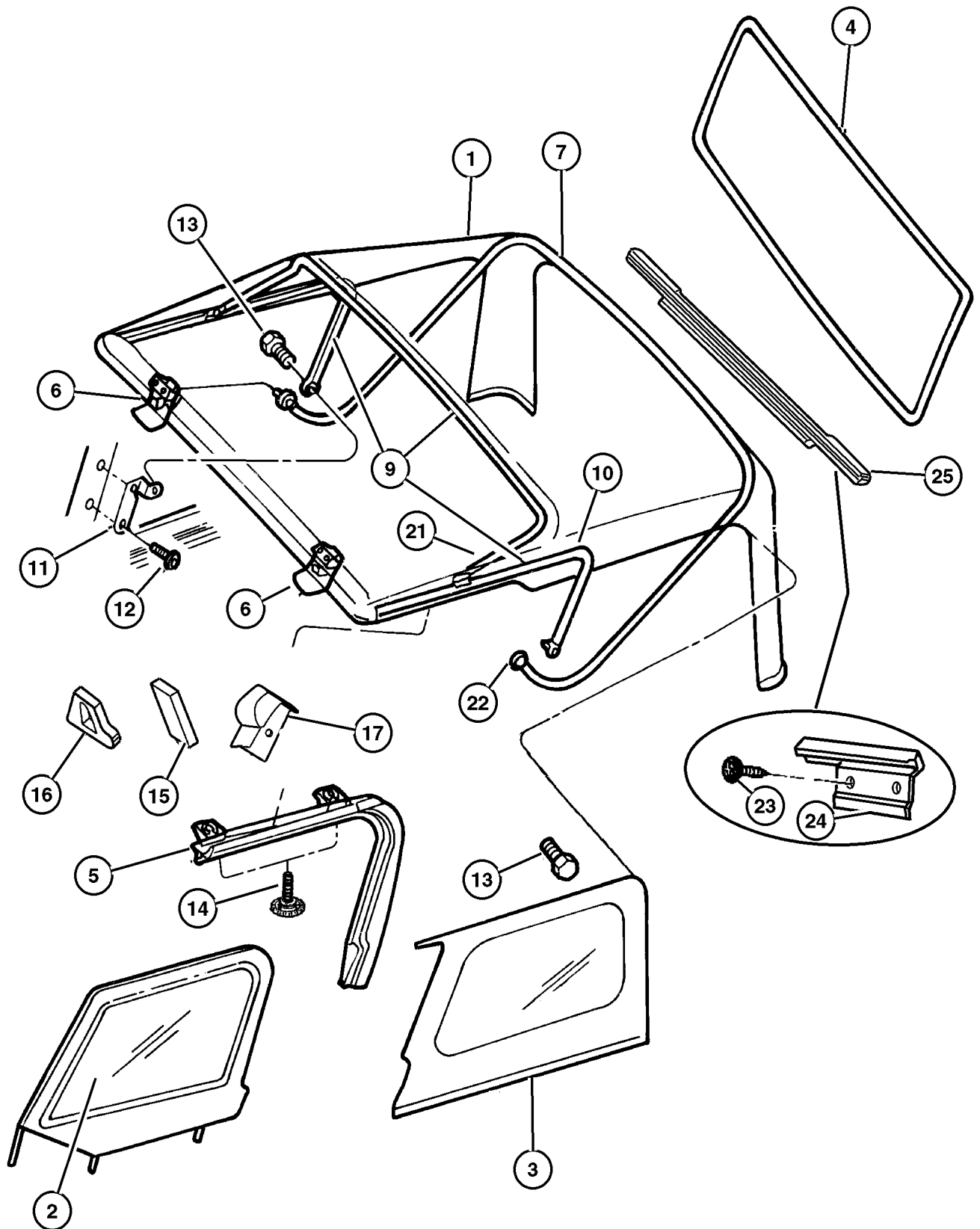
ITEM	PART NUMBER	QTY	LINE	BODY	DESCRIPTION
1					COVER, Soft Top
	5HM35 SX9AA	1			Black
	5HM35 VK9AA	1			Tan
2					WINDOW, Half Door Soft Top
	#5HM42 SX9AA	1			Black, Right
	#5HM42 VK9AA	1			Tan, Right
	#5HM43 SX9AA	1			Black, Left
	#5HM43 VK9AA	1			Tan, Left
3					WINDOW, Quarter
	#5HM40 SX9AA	1			Tinted, Black, Right
	#5HM40 VK9AA	1			Tinted, Tan, Right
	#5HM41 SX9AA	1			Tinted, Black, Left
	#5HM41 VK9AA	1			Tinted, Tan, Left
	#5HR24 SX9AA	1			Privacy, Black, Right
	#5HR24 VK9AA	1			Privacy, Tan, Right
	#5HR25 SX9AA	1			Privacy, Black, Left
	#5HR25 VK9AA	1			Privacy, Tan, Left
4					WINDOW, Tailgate
	#5HM37 SX9AA	1			Tinted, Black
	#5HM37 VK9AA	1			Tinted, Tan
	#5HR75 SX9AA	1			Privacy, Black
	#5HR75 VK9AA	1			Privacy, Tan
5					FRAME, Door Glass
	55175 858AF	1			Right
	55175 859AF	1			Left
6	55176 287AB	2			LATCH AND BASE, Folding Top
7	55176 442AC	1			BOW, Folding Top, Number 3
-8	4778 470	1			SNAP KIT, Soft Top, Male, Top Cover Attaching, Bow #3
9	4874 281	1			BOW, Folding Top, Number 1, And Number 2, With Pivot, Includes Front Header
10	5517 6206	2			BUMPER, Rubber
11	5517 5802	1			BRACKET, Soft Top Bow 1 & 3 Right
	5517 5803	1			Left
12	6503 259	4			SCREW, Tapping, M6x1x20
13	6036 311AA	4			SCREW, Shoulder
14	5517 6198	4			PIN, Release Lever
15					SEAL, Door, Also Serviced in Frame Door Glass, (NOT SERVICED)
16					SEAL, A-Pillar Blocker
	55176 714AA	1			Right
	55176 715AA	1			Left
17					SEAL, Header Top And Side Rail

JEEP WRANGLER (TJ)

SERIES	LINE	BODY	ENGINE	TRANSMISSION
H = Sport	J = Wrangler 4WD	77 = 93.4 WB	EPE, EP0 = 2.5L Power Tech	DGG, DGD = 32RH 3 Spd. Auto.
L = SE	U = Wrangler 4WD (RHD)		ERH, ER0 = 4.0L Power Tech	DDQ = 5 Spd. Manual
P = Sahara				DDD = 5 Speed HD Manual
				DG0 = Auto. Trans.
				DBB = Manual Trans.

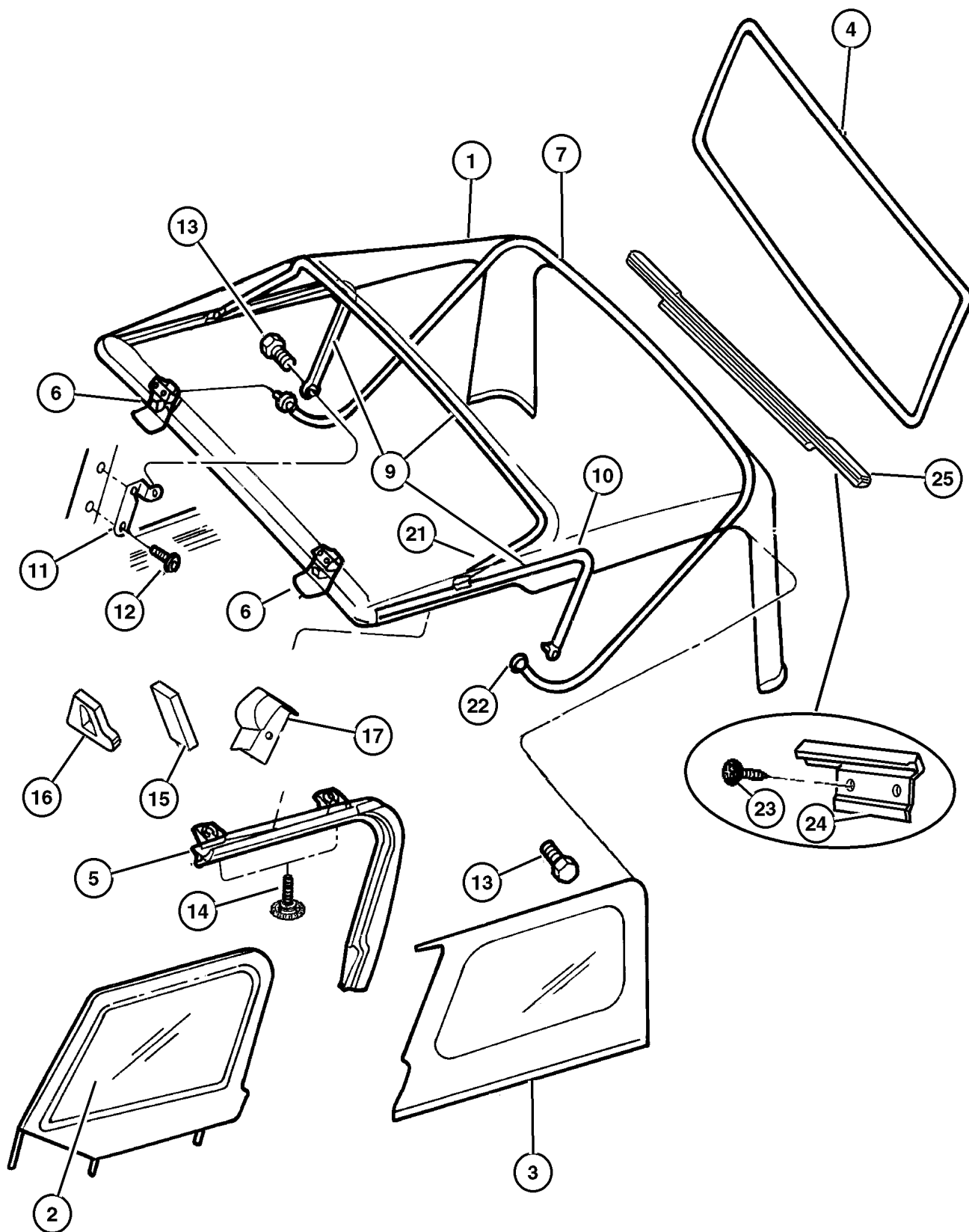
AR = Use as required - = Non illustrated part # = New this model year

May 2, 2002



Soft Top And Windows
Figure STJ-1110

ITEM	PART NUMBER	QTY	LINE	BODY	DESCRIPTION
	55176 722AC	1			Right
	55176 723AC	1			Left
-18	5517 6444	1			STRAP, Retaining, 2 Bow to 3 Bow Connect
-19	4897 190AA	1			PULL STRAP KIT
-20	5FZ85 BX7AB	1			BOOT, Folding Top
21	55176 064AB	2			KNUCKLE, Rear
22	55175 813AB	2			KNUCKLE, Rear
23					SCREW AND WASHER, [.164-18x.625], (NOT SERVICED)
24					CLIP, Tailgate Opening
	55176 738AA	1			Right
	55176 739AA	1			Left
25	55176 736AB	1			RETAINER, Soft Top Rail
-26	55177 245AB	1			TOOL, Wrench



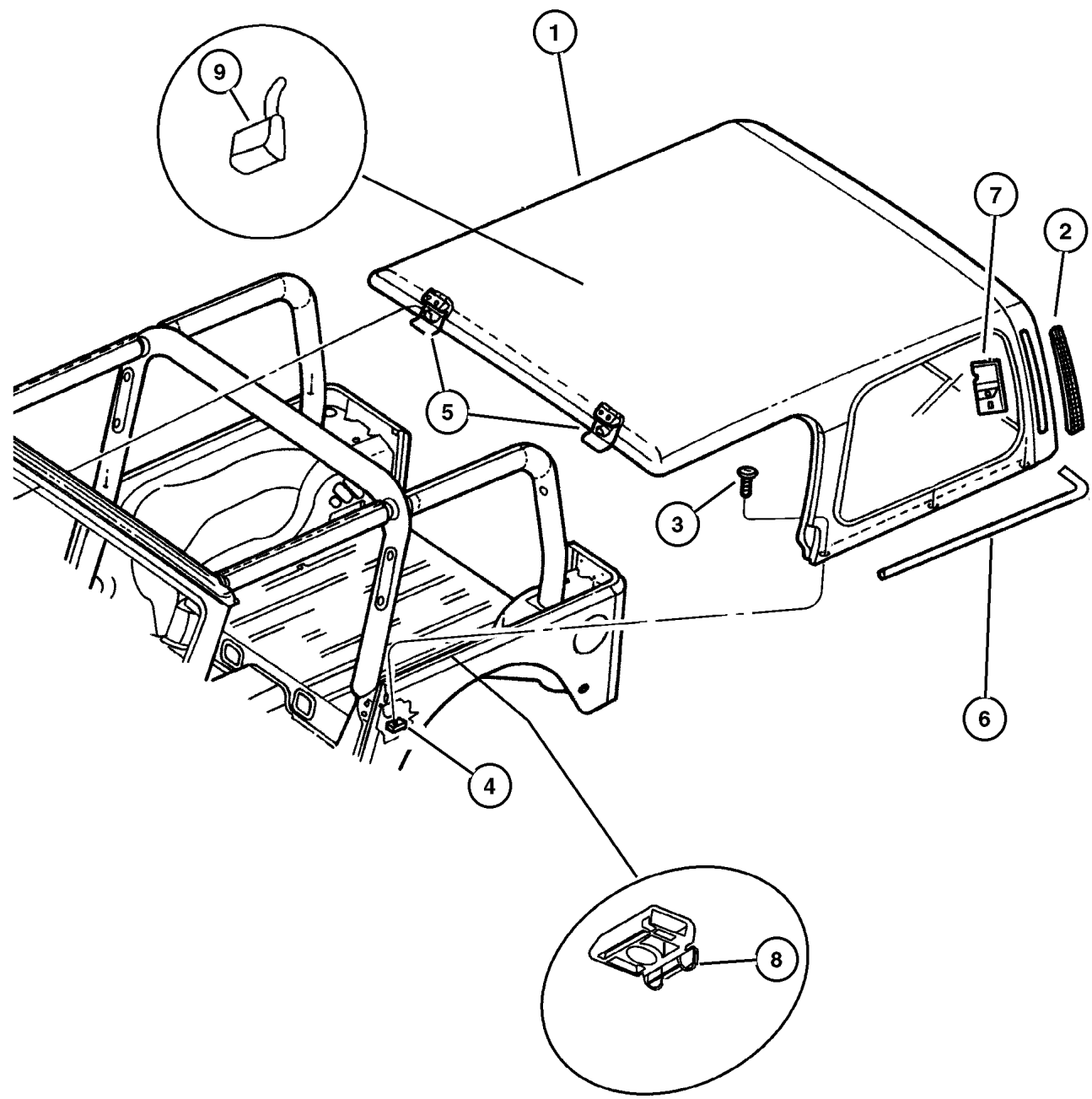
JEEP WRANGLER (TJ)				TRANSMISSION
SERIES	LINE	BODY	ENGINE	DGG, DGD = 32RH 3 Spd. Auto.
H = Sport	J = Wrangler 4WD	77 = 93.4 WB	EPE, EP0 = 2.5L Power Tech	DDQ = 5 Spd. Manual
L = SE	U = Wrangler 4WD (RHD)		ERH, ER0 = 4.0L Power Tech	DDD = 5 Speed HD Manual
P = Sahara				DG0 = Auto. Trans.
				DBB = Manual Trans.

AR = Use as required - = Non illustrated part # = New this model year

May 2, 2002

Top Enclosure, Hard
Figure STJ-1120

ITEM	PART NUMBER	QTY	LINE	BODY	DESCRIPTION
1					HARDTOP, Shell Only
	#5GN27 BX7AF	1			[VKX]
	#5GN27 VK9AF	1			[VKT]
2					EXHAUSTER, Front Door
	5503 6306	1			Right
	5503 6307	1			Left
3					SCREW AND WASHER, [.312-18x1.250], (NOT SERVICED)
4	6036 084AA	6			NUT, .312-18
5	55175 816AB	2			LATCH AND BASE, Folding Top
6					SEAL, Enclosure To Body
	55176 372AC	1			Right
	55176 373AC	1			Left
7	5517 6190	1			COVER, Wiring Protector, Hardtop Disconnect
8	55176 746AB	4			RETAINER, Folding Top Deck Closure
9	55177 489AA	1			ISOLATOR, FOAM
-10	55177 245AB	1			TOOL, Wrench



JEEP WRANGLER (TJ)

SERIES	LINE	BODY	ENGINE	TRANSMISSION
H = Sport	J = Wrangler 4WD	77 = 93.4 WB	EPE, EP0 = 2.5L Power Tech	DGG, DGD = 32RH 3 Spd. Auto.
L = SE	U = Wrangler 4WD (RHD)		ERH, ER0 = 4.0L Power Tech	DDQ = 5 Spd. Manual
P = Sahara				DDD = 5 Speed HD Manual
				DG0 = Auto. Trans.
				DBB = Manual Trans.

AR = Use as required - = Non illustrated part # = New this model year

May 2, 2002

Tailgate
Figure STJ-1310

ITEM	PART NUMBER	QTY	LINE	BODY	DESCRIPTION
1	55176 340AC	1			TAILGATE
2	55008 127AB	1			ROD, Tailgate Handle to Latch
3					SLEEVE, Anti-Rattle, Handle to Latch Rod, (NOT SERVICED)
4	4658 677	1			CLIP, Latch Link
5	55176 547AB	1			HANDLE, Liftgate
6	55177 243AB	1			PIN, Latch Striker
7	55176 450AD	1			BRACKET, Tailgate Striker
-8	J400 6303	2			RIVET, Dome Head Blind, .125x.275, Serviced in Bracket
-9	5500 1286	1			PLATE, Door Lock Striker, Serviced in Bracket
10	J400 7536	2			SCREW AND WASHER, Tapping, .312-18x.120
11	6505 070AA	4			SCREW, Pan Head
12	55176 533AC	1			COVER, Tailgate Latch
13	J374 3608	1			SEAL, Handle, Outside Door Handle
14	6034 980	2			SCREW, Pan Head, .19-24x.437
15	5507 6011	1			LINK, Key Cylinder To Latch
16					SCREW, .164-18x.625, (NOT SERVICED)
17	55175 043AE	1			WEATHERSEAL, Tailgate
18	6035 493	8			SCREW
19	55075 567AB	2			HINGE, Tailgate
20					SCREW AND WASHER, .164-18x.625, (NOT SERVICED)
21					CLIP, Tailgate Opening
	55176 738AA	1			Right
	55176 739AA	1			Left
22	55076 310AB	2			PROP, Liftgate
23	55074 947AC	1			LATCH, Tailgate
24	5517 6615	2			PLATE, Tailgate Latch
25	5502 5280	1			WATERSHIELD, Tailgate Latch
26	55176 736AB	1			RETAINER, Soft Top Rail
27	5517 5668	1			REINFORCEMENT, Tailgate Hinge
28	6505 167AA	7			SCREW, Pan Head, M6x1x16

JEEP WRANGLER (TJ)

SERIES
H = Sport
L = SE
P = Sahara

LINE
J = Wrangler 4WD
U = Wrangler 4WD (RHD)

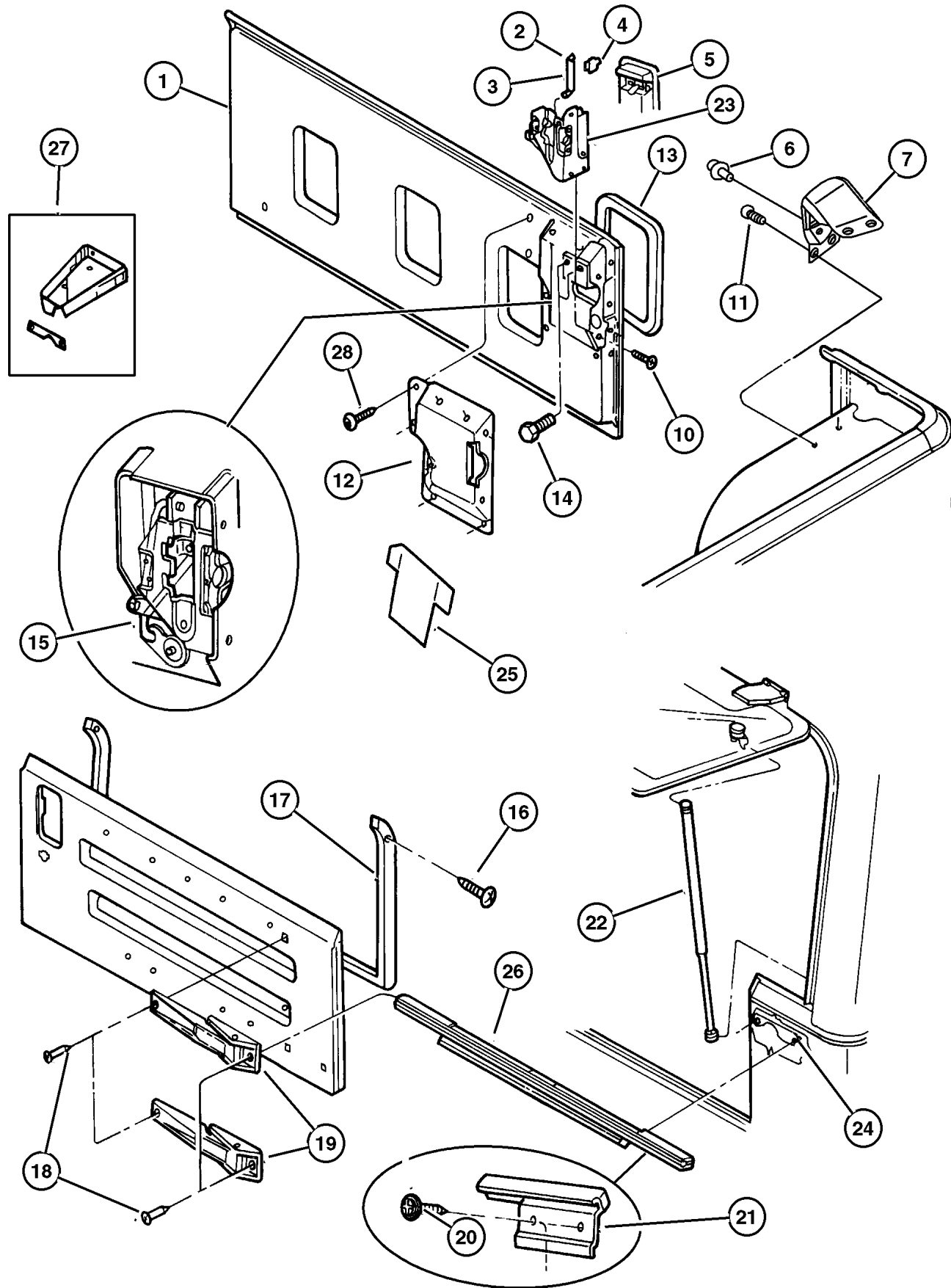
BODY
77 = 93.4 WB

ENGINE
EPE, EP0 = 2.5L Power Tech
ERH, ER0 = 4.0L Power Tech

TRANSMISSION
DGG, DGD = 32RH 3 Spd. Auto.
DDQ = 5 Spd. Manual
DDD = 5 Speed HD Manual
DG0 = Auto. Trans.
DBB = Manual Trans.

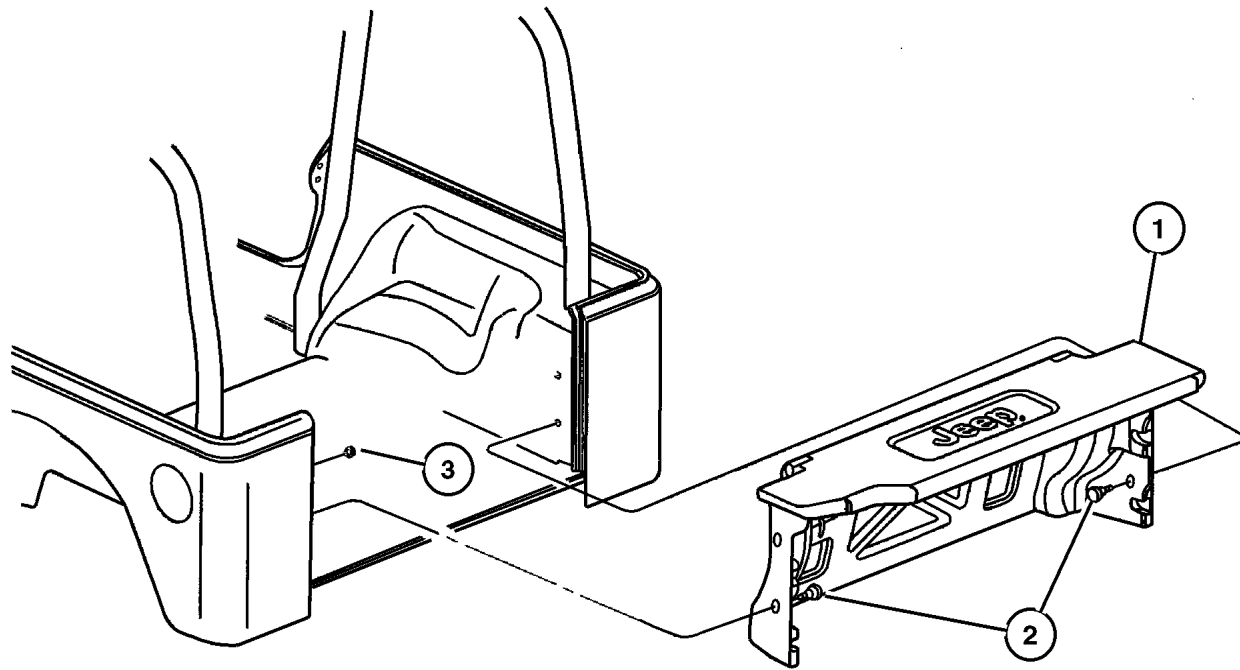
AR = Use as required - = Non illustrated part # = New this model year

May 2, 2002



**Add-a-Trunk
Figure STJ-1320**

ITEM	PART NUMBER	QTY	LINE	BODY	DESCRIPTION
1					PANEL, Add A Trunk
	#5GY84 1AZAB	1			[AZ]
	#5GY84 1K5AB	1			[KG, K5]
2	#55352 813AA	1			KNOB
3					PLUG, (NOT SERVICED)

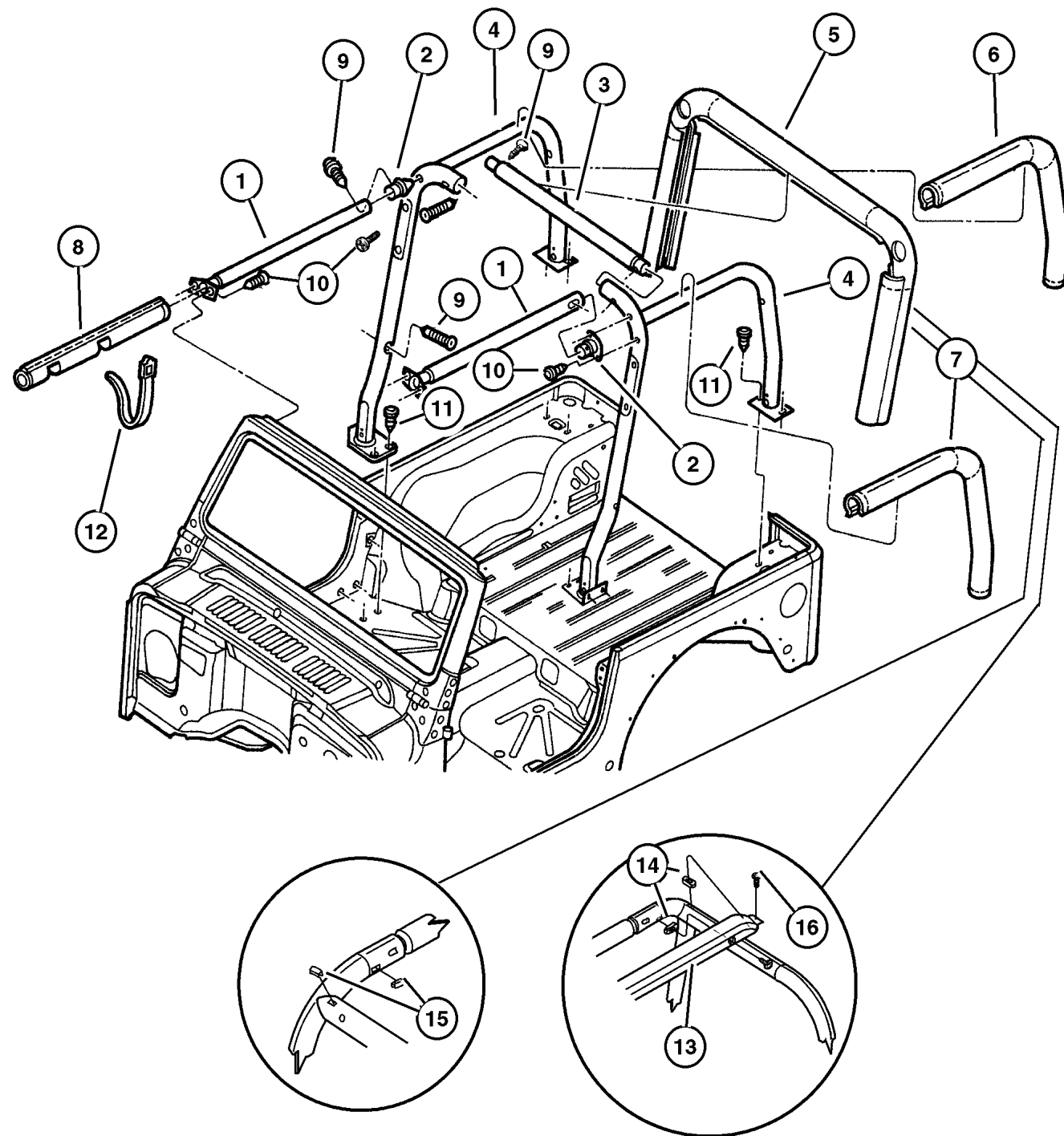


JEEP WRANGLER (TJ)				
SERIES	LINE	BODY	ENGINE	TRANSMISSION
H = Sport	J = Wrangler 4WD	77 = 93.4 WB	EPE, EP0 = 2.5L Power Tech	DGG, DGD = 32RH 3 Spd. Auto.
L = SE	U = Wrangler 4WD (RHD)		ERH, ER0 = 4.0L Power Tech	DDQ = 5 Spd. Manual
P = Sahara				DDD = 5 Speed HD Manual
				DG0 = Auto. Trans.
				DBB = Manual Trans.

AR = Use as required - = Non illustrated part # = New this model year

May 2, 2002

Sport Bar Wrangler Figure STJ-1610



ITEM	PART NUMBER	QTY	LINE	BODY	DESCRIPTION
1					SIDE BAR, Sport Bar
	55176 504AD	1			Right
	55176 505AD	1			Left
2					BRACKET, Side
	5517 6506	1			Right
	5517 6507	1			Left
3	5517 6022	1			BAR, Sport, Center
4					BAR, Sport
	5517 6488	1			Right
	5517 6489	1			Left
5					PAD, Sport Bar, Center
	5FU79 LAZAD	1			[AZ], With Speakers
	5FU79 RK5AD	1			[KG, K5], With Speakers
	5GA16 LAZAC	1			[AZ], Without Speakers
6					PAD, Sport Bar, Right
	5FU81 LAZAB	1	J		[AZ], Without Speakers
	5FV08 LAZAB	1			[AZ], With Speakers
	5FV08 RK5AB	1			[K5, KG], With Speakers
	5GA17 LAZAB	1			[AZ], Without Speakers, Export
7					PAD, Sport Bar, Left
	5FU83 LAZAB	1	J		[AZ], Without Speakers
	5FV09 LAZAB	1			[AZ], With Speakers
	5FV09 RK5AB	1			[K5, KG], With Speakers
	5GA18 LAZAB	1			[AZ], Without Speakers, Export
8					COVER, Side Bar
	5EH5 9RK5	2			[KG]
	5EH5 9TAZ	2			[AZ, K5]
9	6035 970AA	2			SCREW, Pan Head
10	6504 050	4			SCREW, M8x1.25x25
11	6035 935AA	12			SCREW AND WASHER
12	5501 5916	5			STRAP, Side Bar Hold Down
13	5FC98 LAZAB	1			SHIELD, Sport Bar
14	6035 912	4			NUT, Snap In, .164-18
15	6504 665	4			PLUG, Push Lock
16					

JEEP WRANGLER (TJ)

SERIES	LINE	BODY	ENGINE	TRANSMISSION
H = Sport	J = Wrangler 4WD	77 = 93.4 WB	EPE, EP0 = 2.5L Power Tech	DGG, DGD = 32RH 3 Spd. Auto.
L = SE	U = Wrangler 4WD (RHD)		ERH, ER0 = 4.0L Power Tech	DDQ = 5 Spd. Manual
P = Sahara				DDD = 5 Speed HD Manual
				DG0 = Auto. Trans.
				DBB = Manual Trans.

AR = Use as required - = Non illustrated part # = New this model year

May 2, 2002